

# Workshop manual

راهنمای تعمیرات و سرویس

13

قسمت اول

Electrical Circuits  
مدارهای الکتریکی

1303R01901961/1

بسمه تعالی

# SAMAND

## SERVICE MANUAL

---

13

### Electrical Circuits

#### Forward

This Service Manual contains descriptions of the following categories for the SAMAND 1.8i Model Year 2002 :

Electrical circuits  
Harness runs  
Connector colour codes

This manual should be used as a service manual and as a work book for training instructors and technicians.

We reserve the right to introduce changes without prior notice.

Iran Khodro Co.



---

# Contents

<b>General information</b> .....	1
<b>Reading diagrams</b>	
Wire colour codes and connector identification .....	2
Reading electrical system diagrams for location of components .....	3
Reading schematic wiring diagrams .....	4
<b>Fuse and Relay location</b>	
Main fuse box, engine bay .....	6
Reading wiring diagrams .....	8
Branch box, engine bay .....	9
Fan relays .....	11
Injection ECU protection box fuses, engine bay .....	11
Main relay board, Instrument Panel .....	12
Flasher unit .....	12
<b>Instrument Panel Detail</b>	
Instrument panel Detail .....	13
<b>Harnesess and related connector/components</b>	
Front panel harness .....	16
Front harness .....	18
Instrument panel harness .....	21
Rear harness .....	22
Trunk lid harness .....	24
Front roof lamp harness .....	26
Engine harness .....	28
Front driver door harness .....	30
Front driver door switch harness .....	32
Front passenger door harness .....	34
Rear door harness .....	36
Heater harness .....	38
Brake wear harness .....	40
<b>Connector/Component lists</b>	
Component by numbers order .....	42
Earth point .....	45
Instrument cluster warning lamps .....	45
interconnector .....	46
Components with Multiple connectors .....	47

---

---

## **Electrical systems ..... 49**

### **Engine Equipement**

Starter and Alternator (A.C.U. System) .....	50
Injection system (Sagem XU7JP motor with Oxygen sensor) .....	56
Injection system (Sagem XU7JP motor without Oxygen sensor) .....	68
Engine cooling system (Air conditioning) .....	80

### **Lighting and Signaling**

Front fog lamps and Rear fog lamps .....	88
Direction indicators and Hazrad warning .....	96
Horns .....	106
Dipped beam and Main beam .....	112
Side lamps .....	118
Reverse lamps and reverse sensor .....	126
Stop lamps and Additional stop lamp .....	132
Interior lighting .....	138
Lighting rheostat and cigar lighter .....	144
Door lamps (Timed) .....	152

### **Driver Information**

Alarm control unit (A.C.U.) .....	164
Fuel gauge .....	178
Digital clock .....	184
Coolant temperature .....	190
Engine oil pressure .....	196
Brake pad wear warning lamp .....	202
Brake fluid level and Handbrake warning lamps .....	206
Lights on buzzer .....	214

### **Body Equipement**

Front screen wiper and Screen wash .....	222
Central locking (Without A.C.U.) .....	228
Central locking (With A.C.U.) .....	236
Anti lock brakes .....	244
Heating and Ventilation (Air conditioning) .....	252
One touch window lift .....	262
Rear electric windows .....	270
Mobile charger .....	278
Heated rear screen .....	284
Heated mirrors (Driver and Passenger) .....	290
Radio and CD changer .....	298



---

---

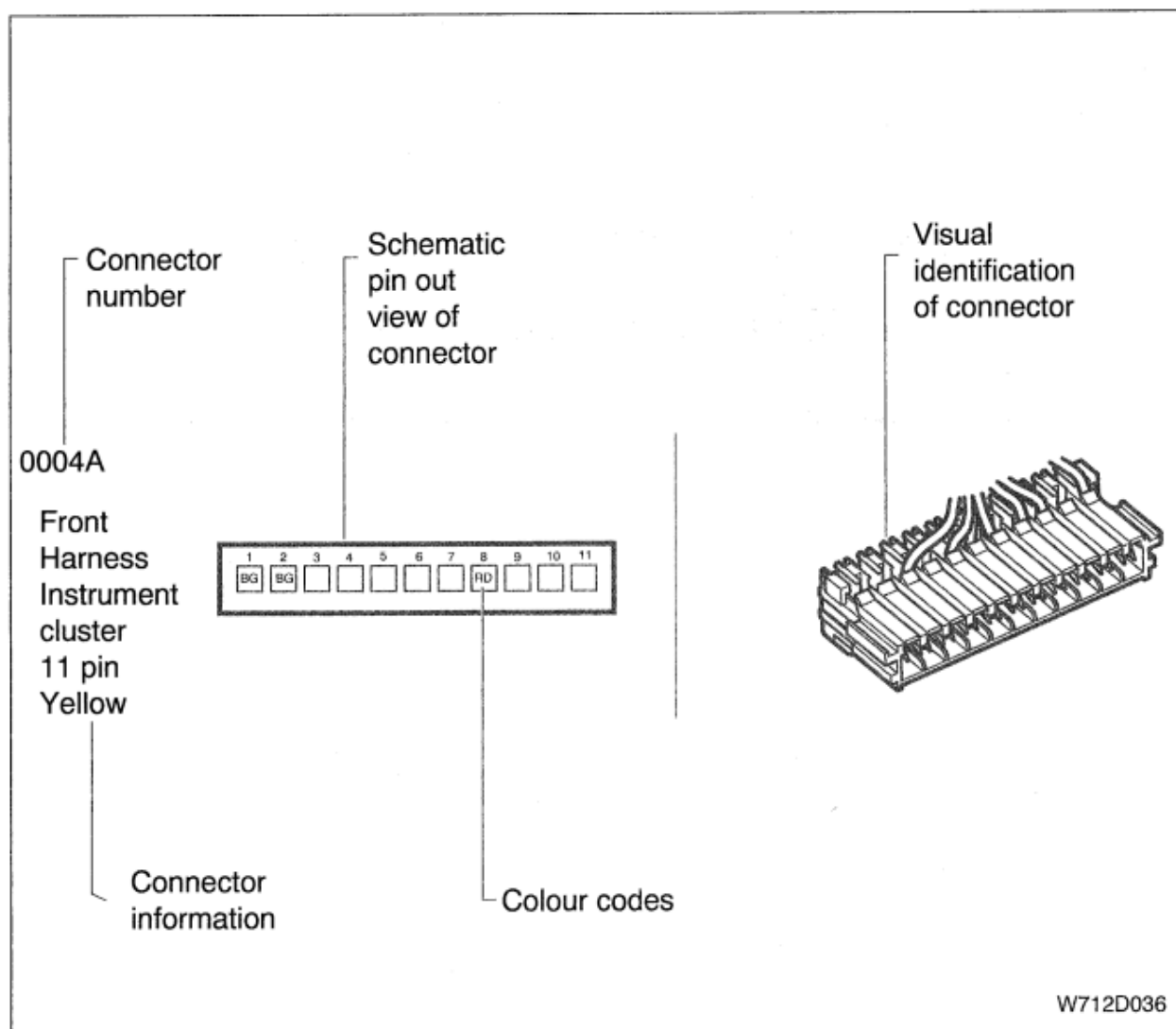
## General information

---

---

## Reading diagrams

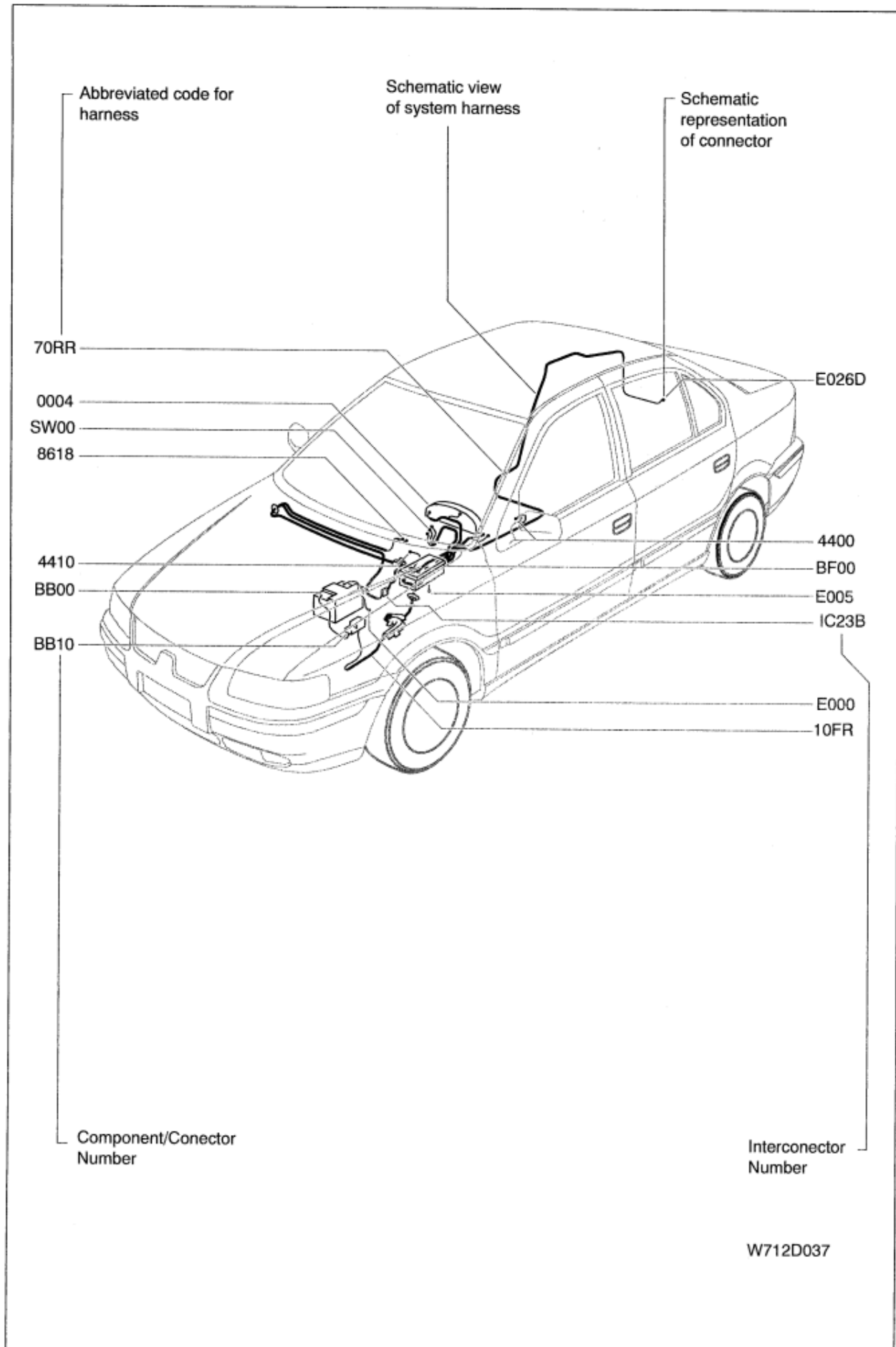
### Wire colour codes and connector identification



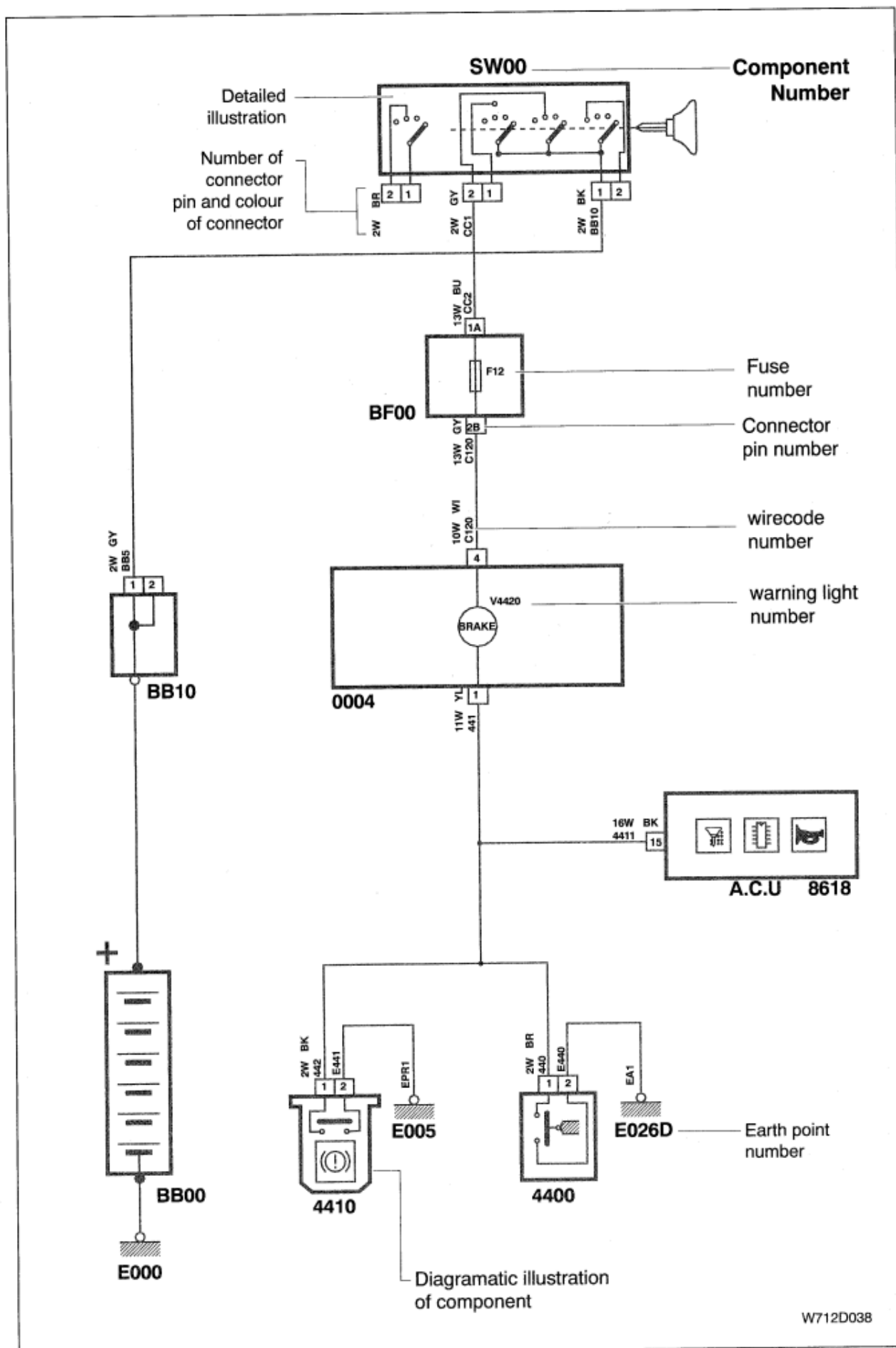
#### Wire colour code abbreviations

BG	Beige
BK	Black
BR	Brown
BU	Blue
GN	Green
GY	Grey
OR	Orange
PI	Pink
RD	Red
VI	Violet
WI	White
YL	Yellow

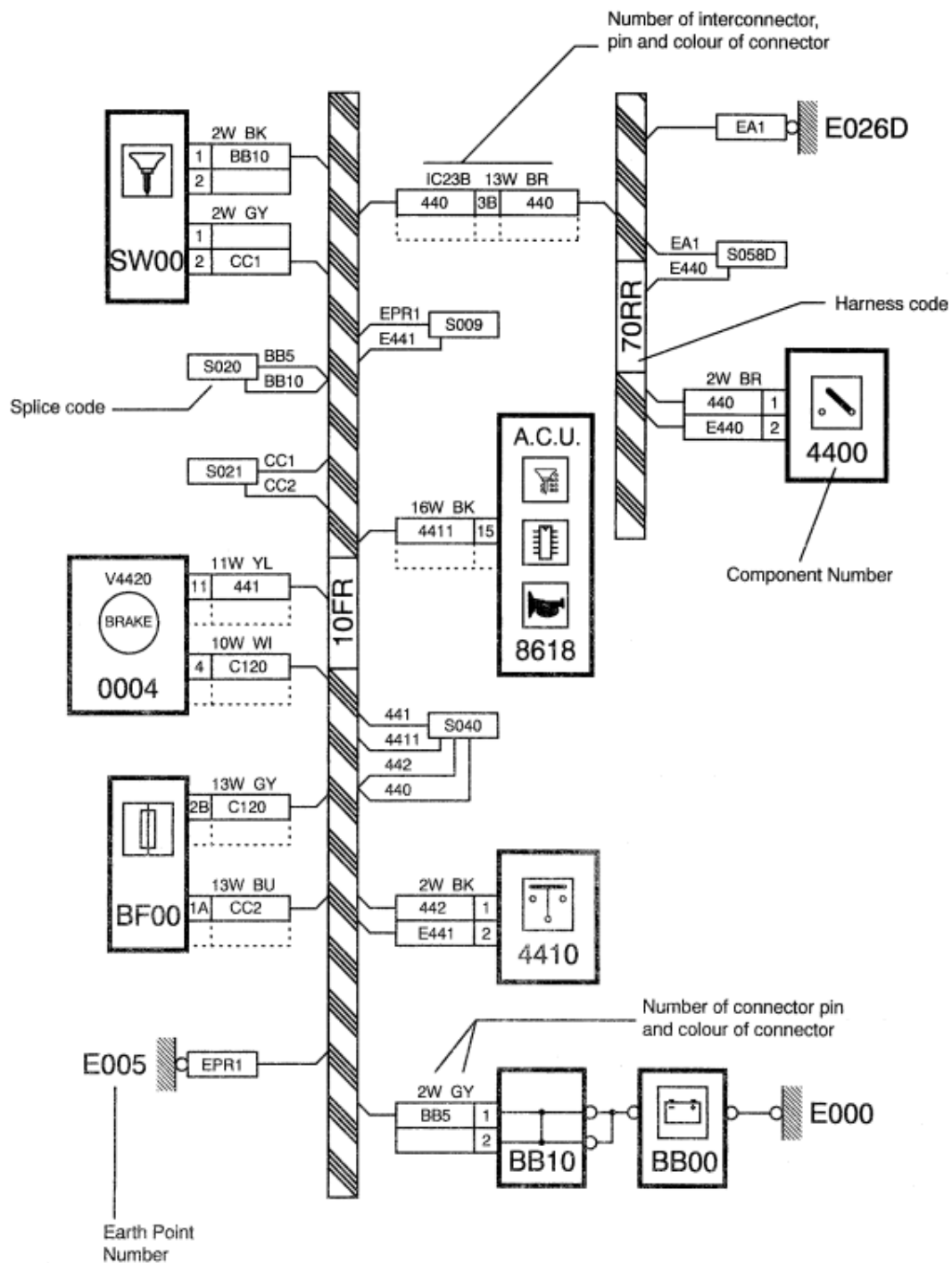
## Reading electrical system diagrams for location of components



## Reading schematic &amp; wiring diagrams

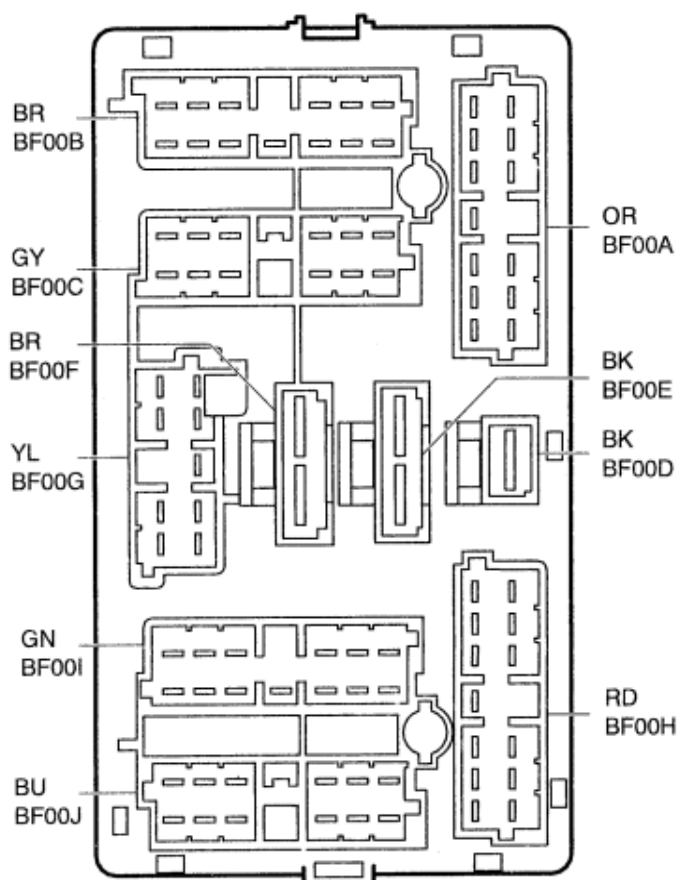
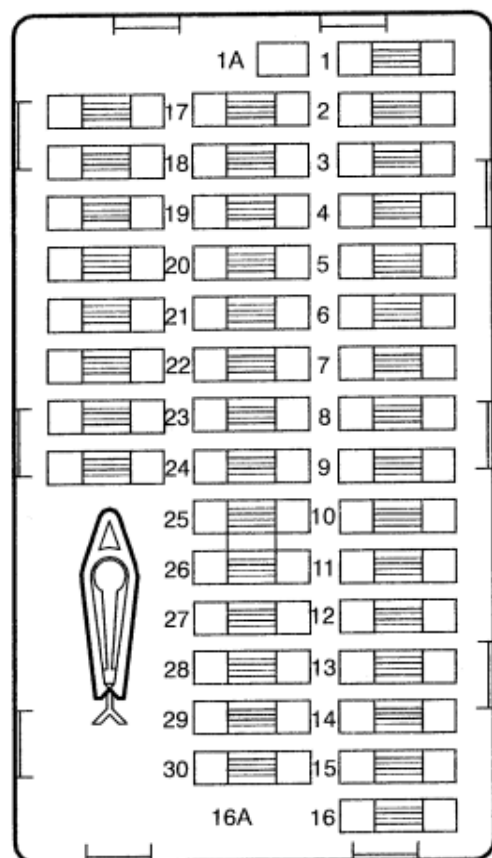
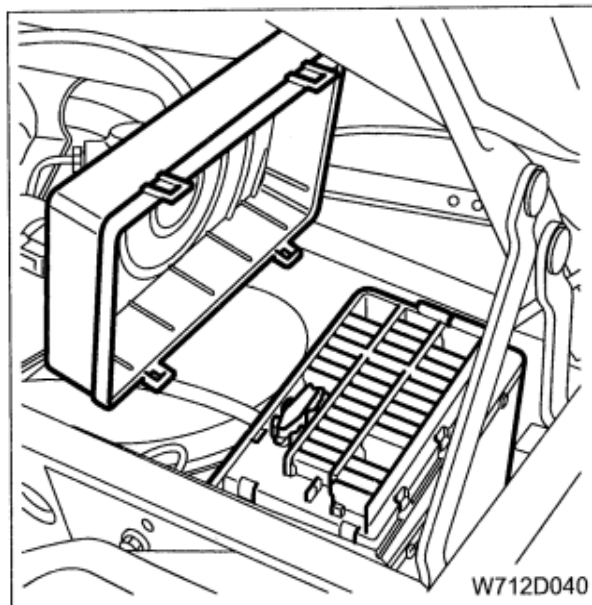


## Circuit



## Fuse and Relay location

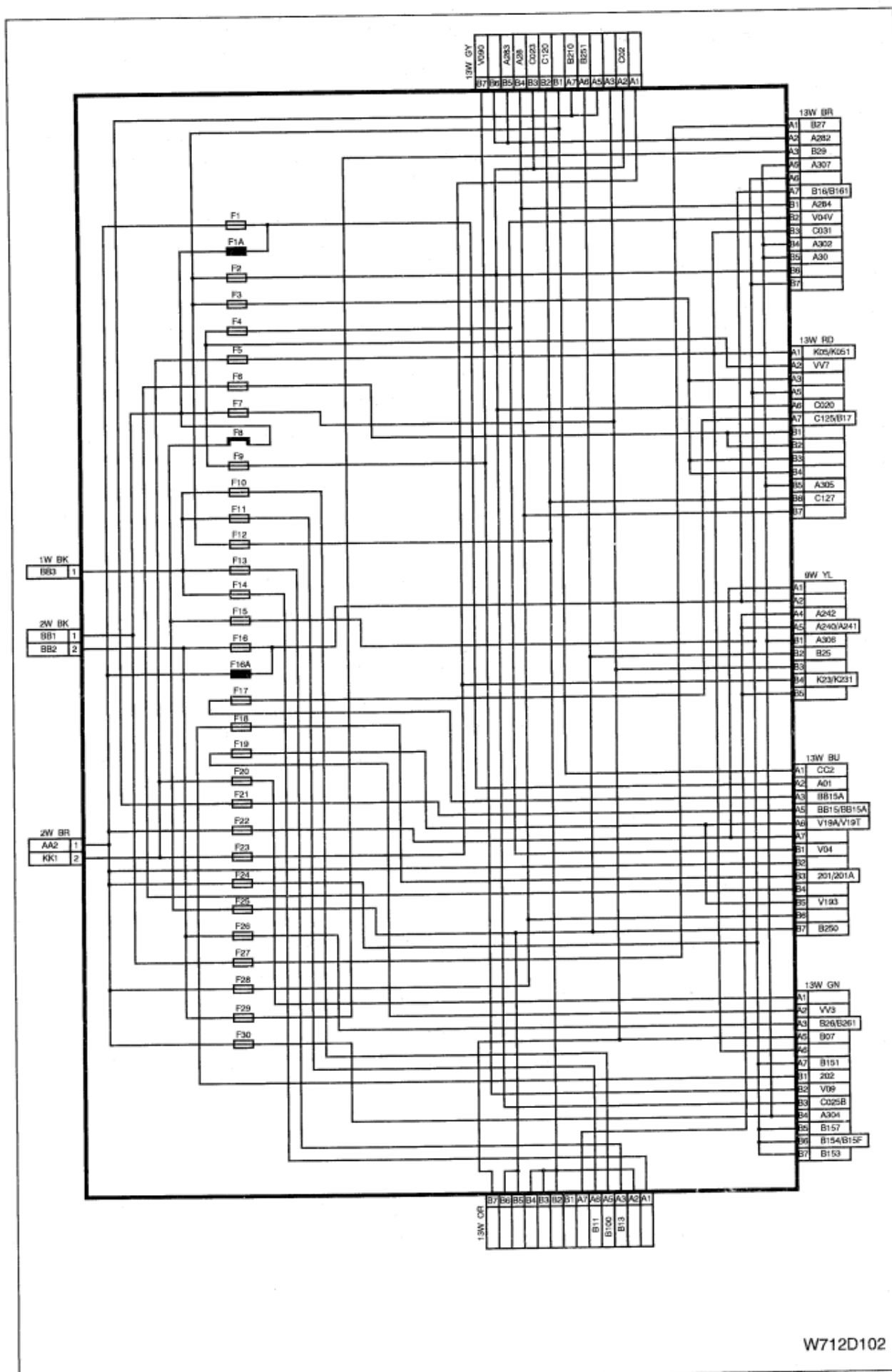
### Main fuse box, engine bay



**Fuse specification**

<b>No.</b>	<b>Rating</b>	<b>Function</b>
F1	10A	Radio (Switch)
F1A	10A	Radio (Battery)
F2	5A	Coolant temperature unit, Air conditioning switch, Compressor cut-off relay presstat air conditioning, Roof lamp timer control
F3	5A	A.B.S
F4	5A	Right hand tail lamp, Lights on buzzer
F5	5A	Heater control relay, Heater control switch
F6	30A	A.B.S
F7	20A	Horns
F8	---	Shunt
F9	5A	License plate lamp, Left hand tail lamp
F10	30A	Electrical rear windows
F11	30A	Main beam, Dipped beam, Side lamps
F12	5A	Instrument panel warning lamp, Reversing lamps, Tachometer automatic transmission starter inhibitor
F13	20A	Front fog lamps
F14	30A	A.B.S
F15	15A	Central locking control unit, Electrical aerial, Roof lamp timer, Door lamps
F16	20A	Cigar lighter (Battery)
F16A	20A	Cigar lighter (Switch)
F17	10A	Alarm control unit, Back up siren
F18	10A	Rear fog lamps, Front fog lamp relay
F19	5A	Heater panel illumination, Instrument panel illumination, Radio illumination, Radio illumination lighting rheostat
F20	30A	Non active
F21	30A	Blower relay (Fan)
F22	20A	Non active
F23	5A	Heated rear screen control
F24	20A	Wind screen wiper motor, Wiper timer, Wash pump
F25	5A	Clock, Radio (Memory +), Coolant temperature unit
F26	15A	Hazard warning, Flasher relay
F27	30A	Heated rear Screen, Heated mirrors
F28	10A	Stop lamps, Load warning lamp, front window lift relay, Digital clock
F29	30A	Front electric windows
F30	10A	Direction indicator, One touch window lift, Rear electric window control relay, Map reading lamp, Vanity mirror, Electrically controlled mirrors, Light on buzzer, glove box illumination

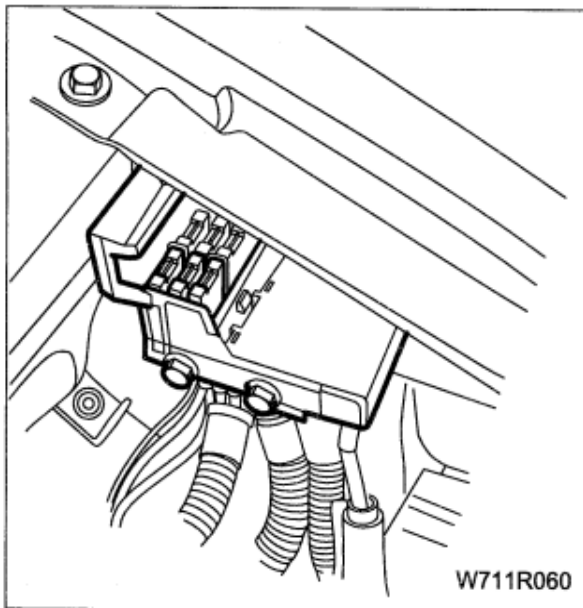
## Reading wiring diagrams



W712D102

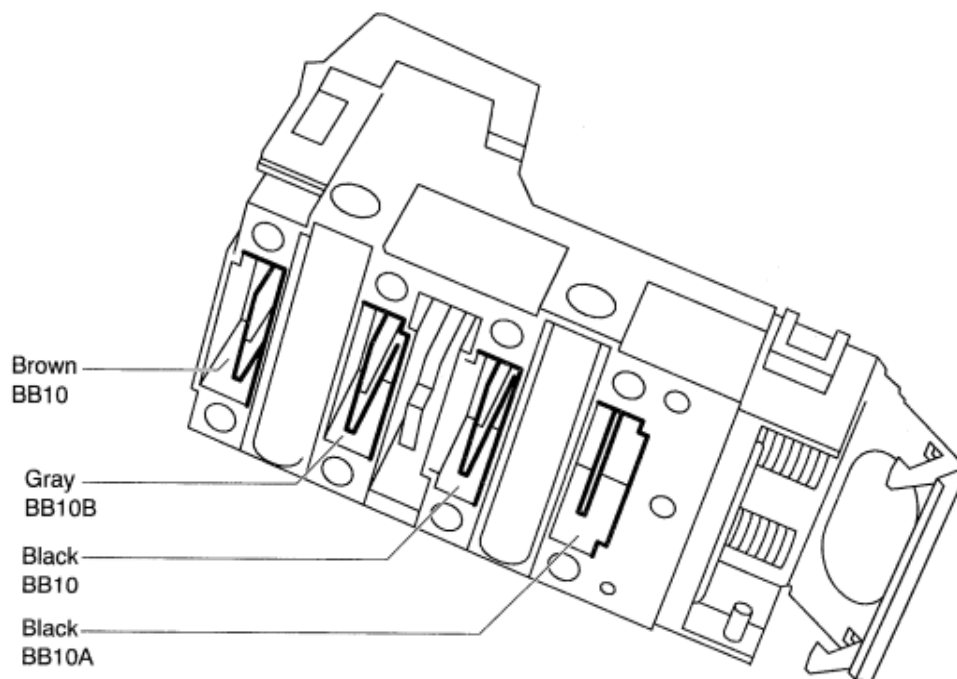
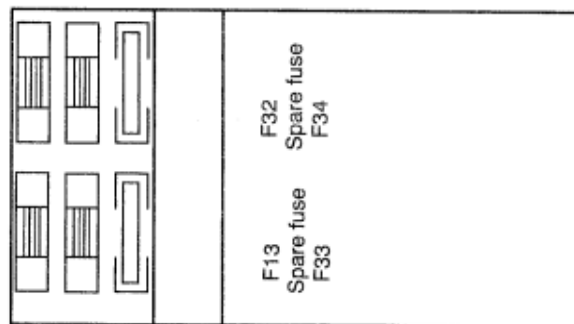


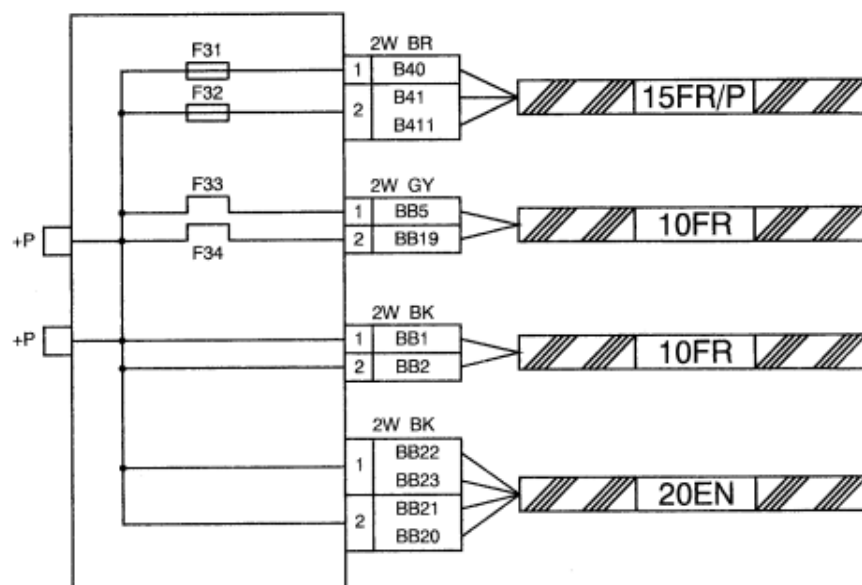
## Branch box, engine bay



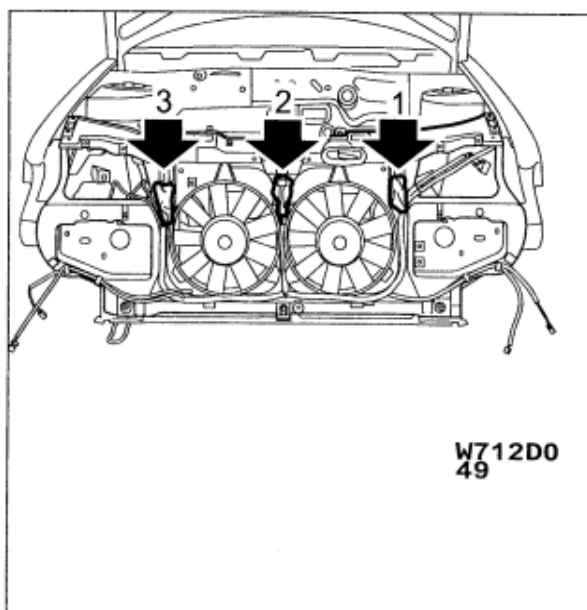
### Fuse specification

No.	Rating	Function
F31	30A	Fan
F32	30A	Fan
F33	Shunt	Ignition switch
F34	Shunt	Front foglamp relay





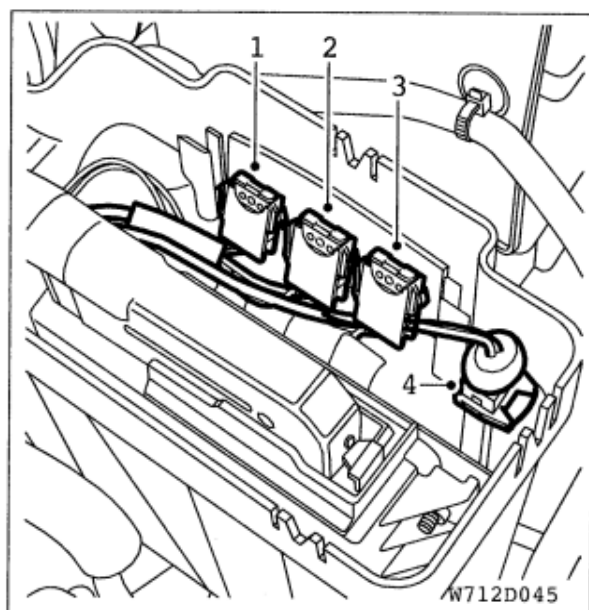
## Fan relays



### Relays

- 1 Fan relay (1500A)
- 2 Fan relay (1500B)
- 3 Fan relay (1500C)

## Injection ECU protection box fuses, engine bay

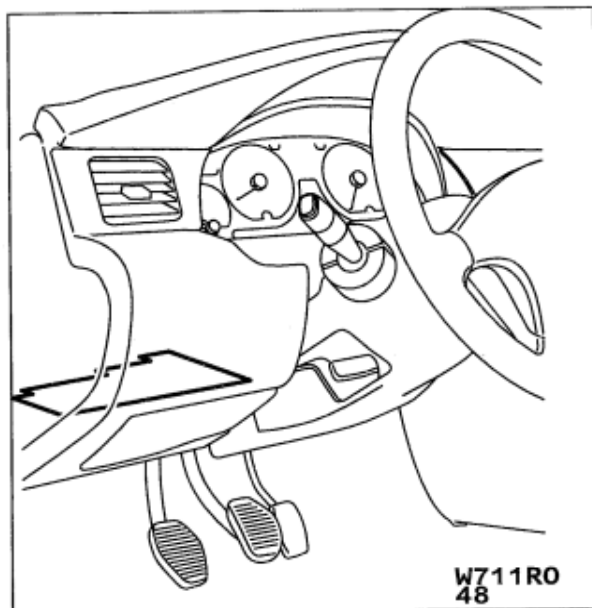


### Fuses

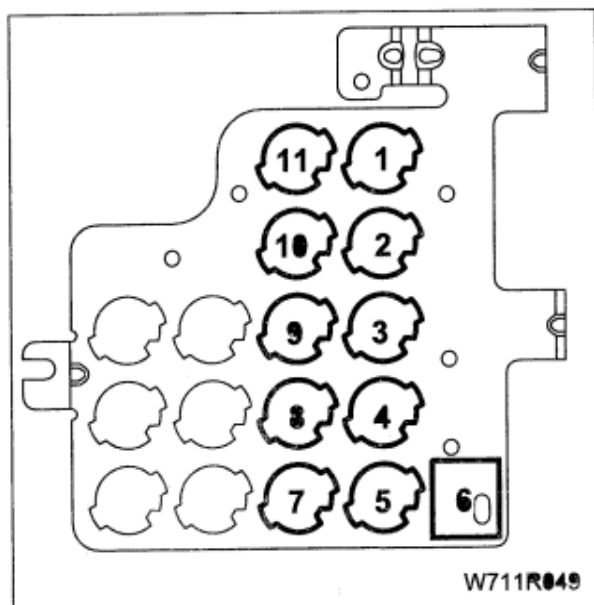
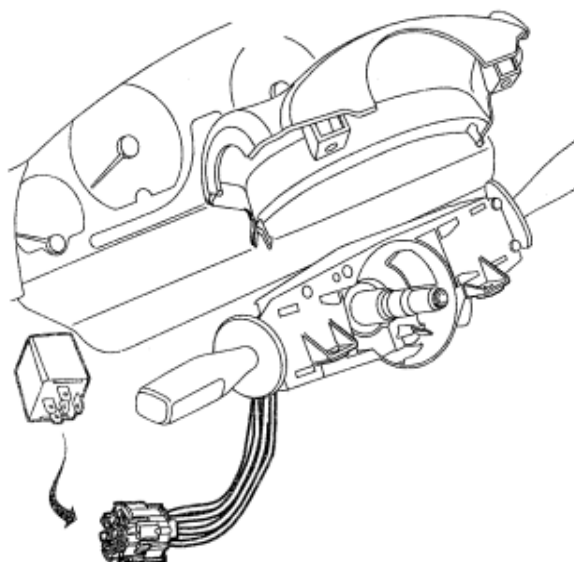
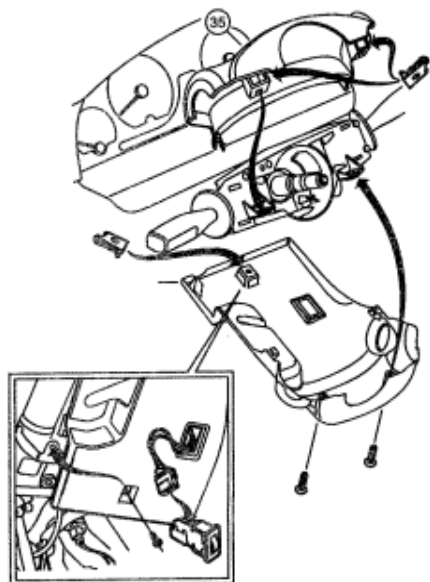
- 1 15A Throttle housing fuse connector.  
(C1265)
- 2 10A Supply pump fuse connector.  
(C1260)
- 3 10A Oxygen sensor fuse connector  
(C1360)

### Test connector

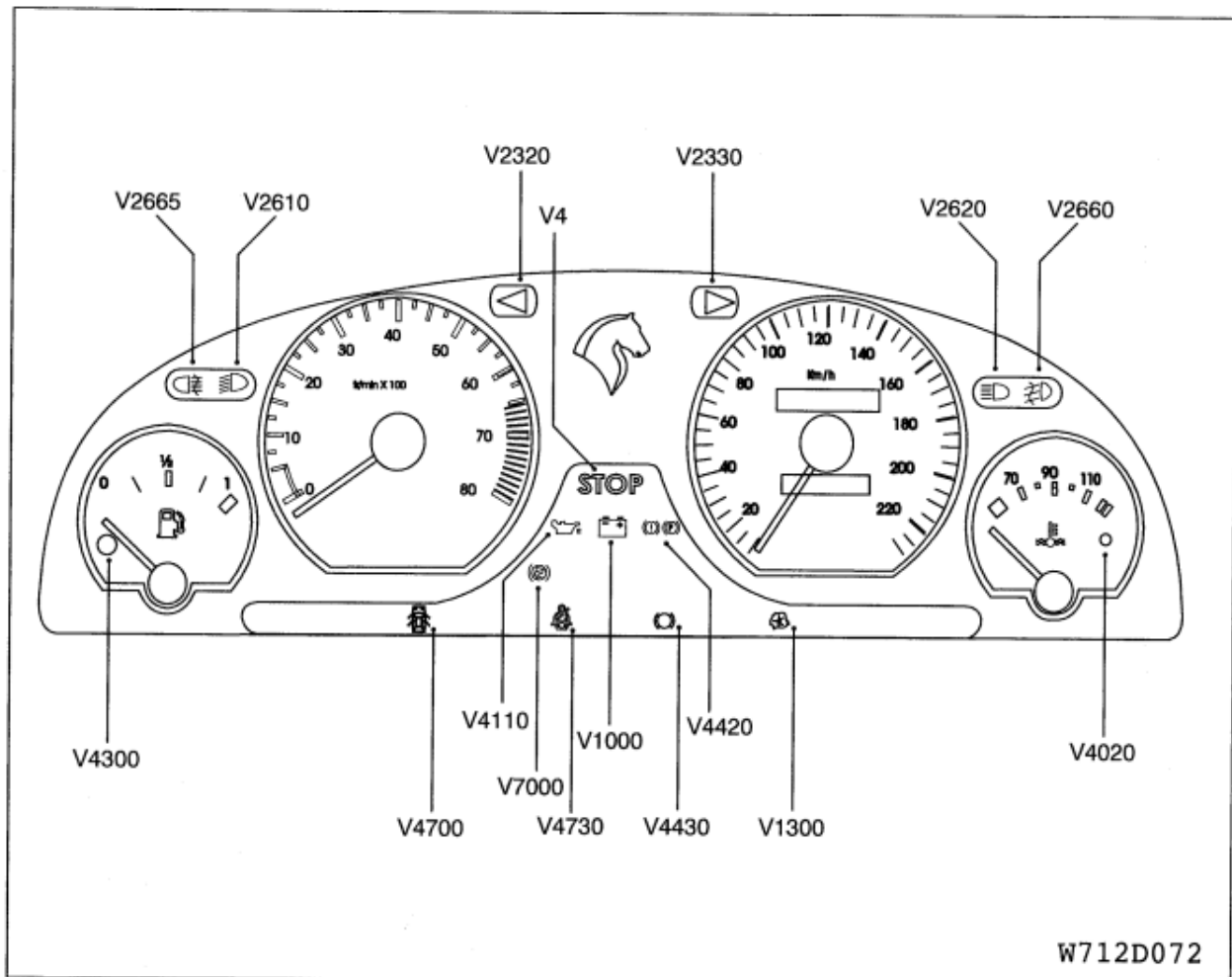
- 4 Injection ignition test connector.  
(C1300)

**Main relay board, Instrument panel**

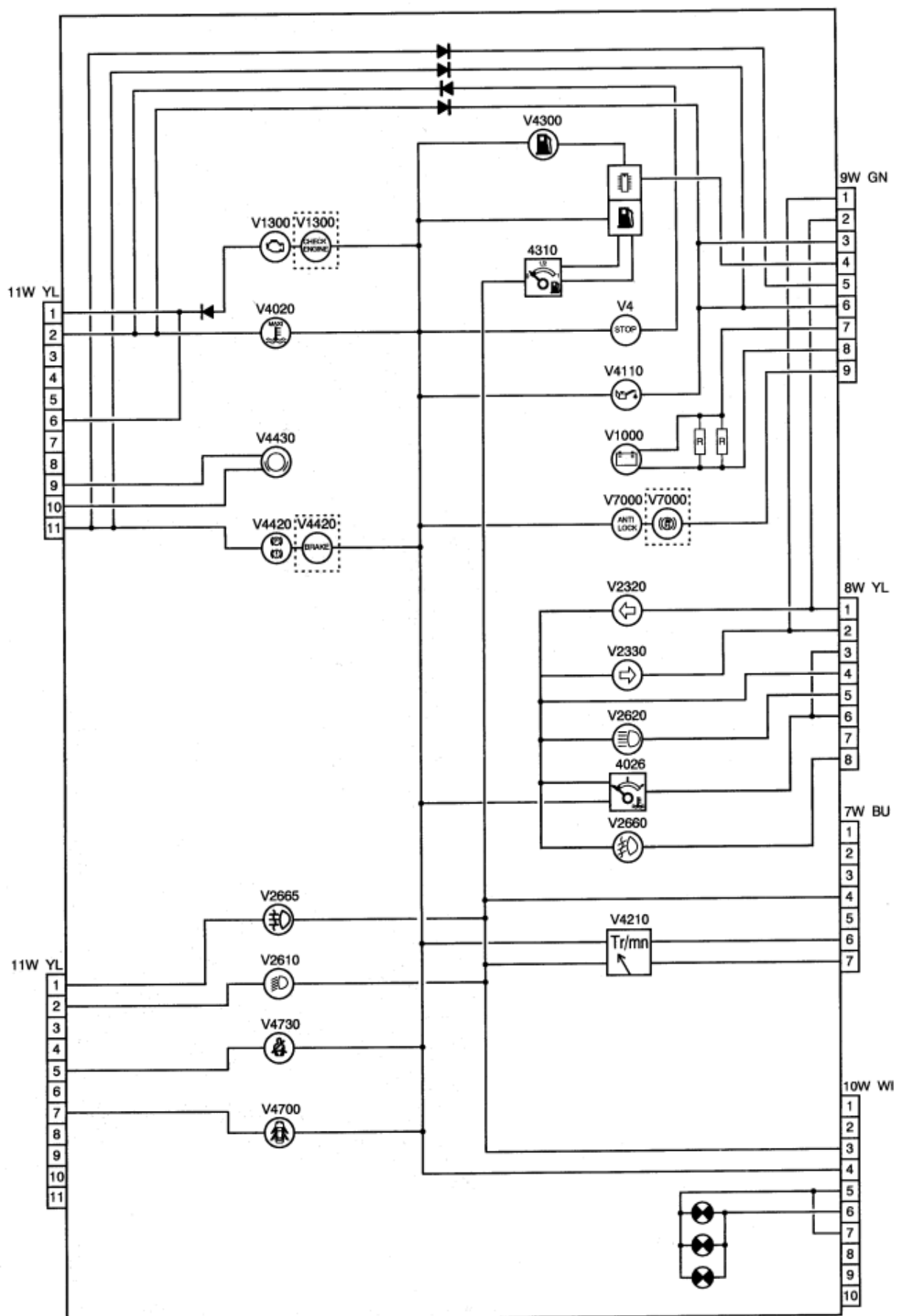
Pos. No.	Relay No.	Color	Relay
1	1086	black	Starter
2	2350	black	Flasher
3	4720	white	Lamps on buzzer
4	8116	orange	Rear screen heated time switch
5	6020	black	Front window lift
6	5010	blue	Windscreen wiper control unit
7	2665	black	Front fog lamp
8	8045	yellow	Blower
9	6126	black	Rear window lift
10	8005	black	Air condition compressor
11	8005B	black	Cooler

**Flasher unit**

## Instrument Panel Detail



## Instrument panel Schematic

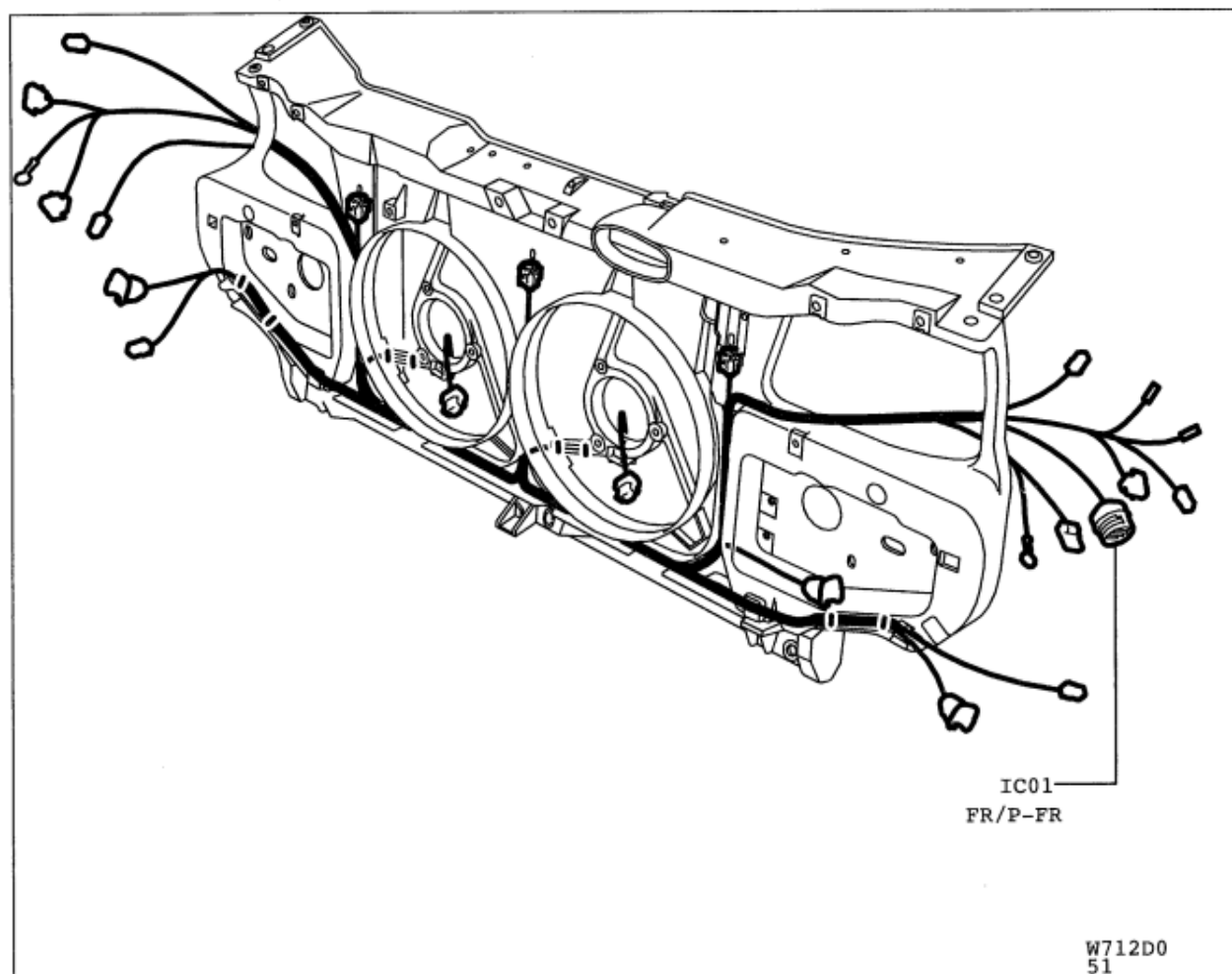


W712D104



## Harnesess and related connectors/components

### Front panel harness



### Harness and related

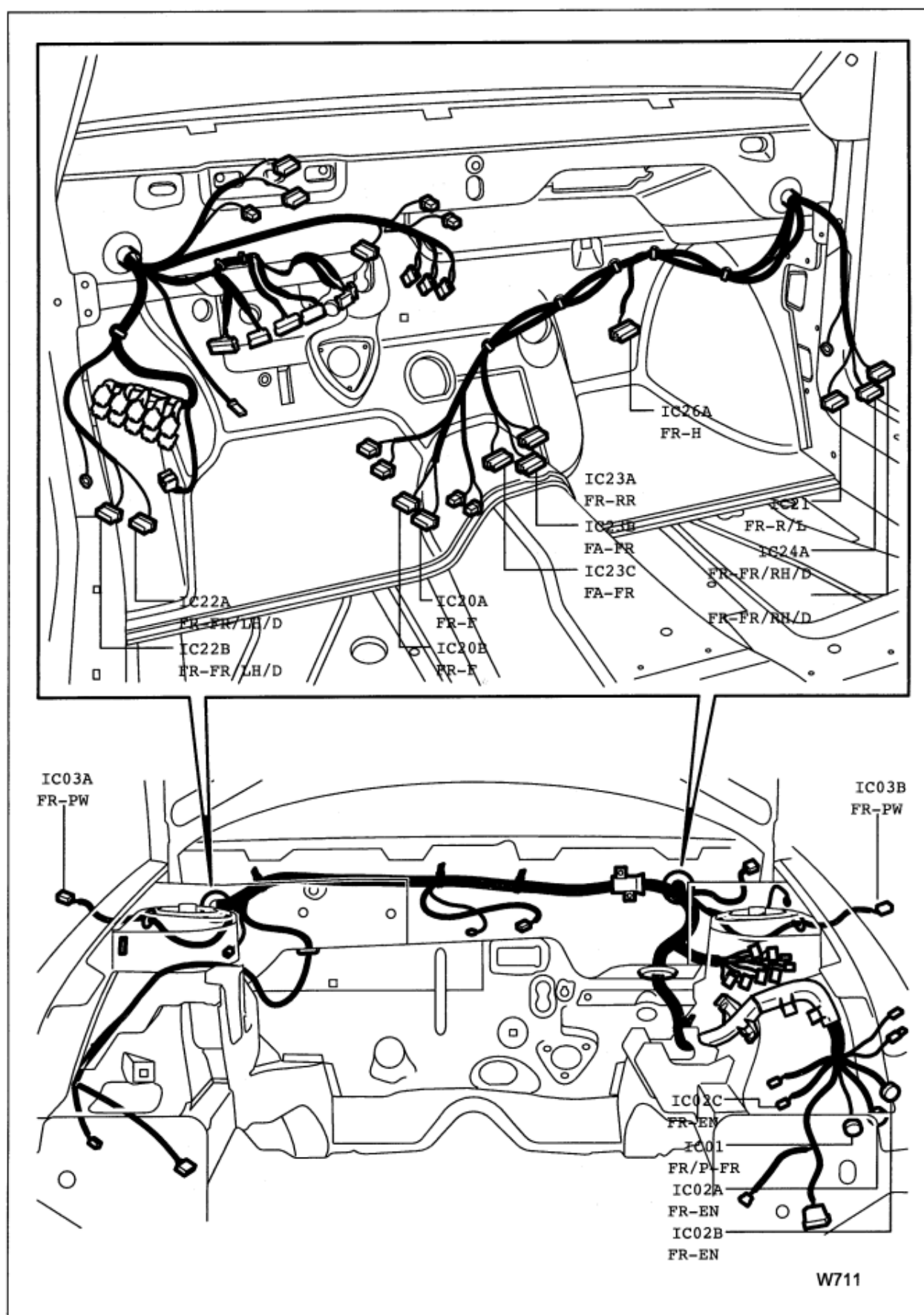
10 FR	Front harness
70 RR	Rear harness
50 FA	Instrument harness
20 EN	Engine harness
15 FR/P	Front panel harness
71 T/L	Trunk lid harness
11 B/P/W	Brake Pad wear harness (RH)
16 B/P/W	Brake pad wear harness (LH)
51 R/L	roof lamp harness
52 HE	Heater harness
62 DS	Door switch harness
60 FR/D/LH	Front door harness (LH)
65 FR/D/RH	Front door harness (RH)
64 RR/D/LH	Rear door harness (LH)
69 RR/D/RH	Rear door harness (RH)
73 REL	Fuel pump harness



## Front panel harness connector/components

DESCRIPTION	NUMBER	PINS	COLOUR
Branch Box	BB10	2	Brown
Earth Point	E001	-	-
Earth Point	E002	-	-
Fan	1510A	2	Black
Fan	1510B	2	Black
Fan Relay	1500A	5	Black
Fan Relay	1500B	5	Black
Fan relay	1500C	5	Black
Horn	2520A	2	Black
Horn	2520B	2	Black
Interconnector FRP - FR	IC01	23	Grey
LH Front Foglamp	2670	2	White
LH Frt Direction In. Lamp	2320	2	Brown
LH Head Lamp	2610	3	Black
LH Side lamp	2620	2	White
RH Front Foglamp	2675	2	White
RH FRT Direction Lamp	2325	2	Brown
RH Head Lamp	2615	3	Black
RH Side Lamp	2625	2	White

## Front harness



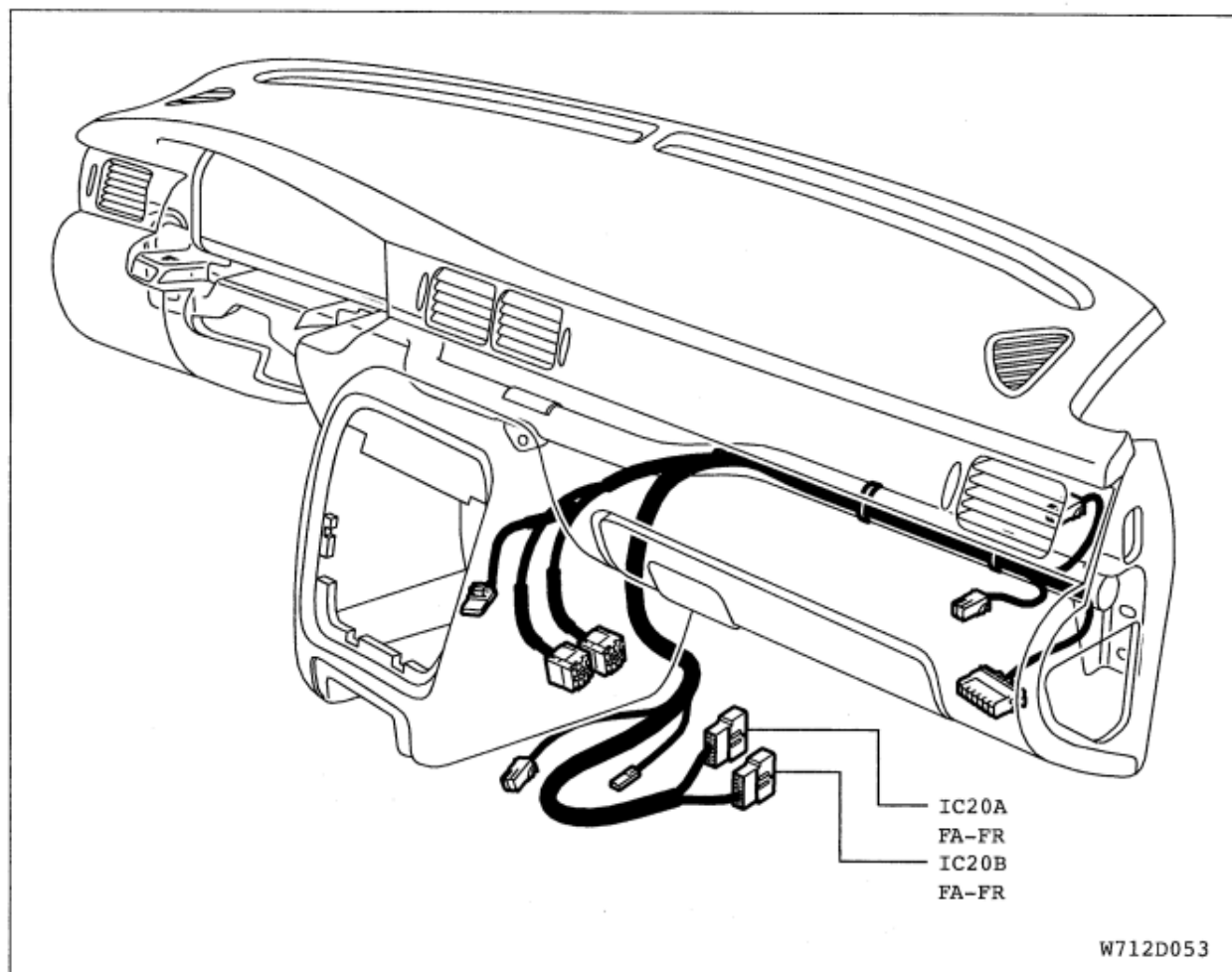
## Front harness connector/components

DESCRIPTION	NUMBER	PINS	COLOUR
ACU	8618A	16	Black
ACU	8618B	12	Black
Air Cond. Compressor Relay	8005	5	Green
Blower Relay	8048	5	Yellow
Bonnet Switch	8611	2	Black
Brake Fluid Level Switch	4410	2	Black
Branch Box	BB10B	2	Grey
Branch Box	BB10A	2	Black
Central Locking Control Unit	6235	9	Brown
Cooler Relay	8005B	5	Black
Earth Point	E020A	-	-
Earth Point	E005	-	-
Earth Point	E006	-	-
Earth Point	E020	-	-
Electronic Box ltemp. Unit	8010	15	Black
Flasher Relay	2350	5	Green
Flasher Unit	2305	5	Grey
Front Fog Lamp Relay	2665	5	Violet
Front Window Lift Relay	6020	5	Black
Fuse Box	BF00A	13	Orange
Fuse Box	BF00B	13	Brown
Fuse Box	BF00C	13	Grey
Fuse Box	BF00D	1	Black
Fuse Box	BF00E	2	Black
Fuse Box	BF00F	2	Brown
Fuse Box	BF00G	9	Yellow
Fuse Box	BF00H	13	Red
Fuse Box	BF00I	13	Green
Fuse Box	BF00J	13	Blue
Ignition Switch	CA00A	2	Black
Ignition Switch	CA00B	2	Grey
Ignition Switch	CA00C	2	Brown
Instrument Cluster	0004A	11	Yellow
Instrument Cluster	0004B	7	Blue
Instrument Cluster	0004C	10	White
Instrument Cluster	0004D	9	Green
Instrument Cluster	0004E	8	Yellow
Instrument Cluster	0004F	11	Yellow

**Front harness connector/components** *continued*

DESCRIPTION	NUMBER	PINS	COLOUR
Interconnector Instrument panel to front	IC20A	13	White
Interconnector Instrument panel to front	IC20B	13	Black
Interconnector Front to LH door	IC22A	13	Black
Interconnector Front to LH door	IC22B	13	Grey
Interconnector Front to RH door	IC24A	13	Black
Interconnector Front to RH door	IC24B	13	Grey
Interconnector Front to heater	IC26A	11	White
Interconnector Front to roof lamp	IC21	13	Black
Interconnector Front to rear	IC23A	13	Black
Interconnector Front to rear	IC23B	13	Brown
Interconnector Front to rear	IC23C	13	Grey
Interconnector Front to engine	IC02A	23	Black
Interconnector Front to engine	IC02B	23	Brown
Interconnector Front to engine	IC02C	2	Brown
Interconnector Front to front panel	IC01 F	23	Grey
Interconnector Front to brakepad wear	IC03A	2	White
Interconnector Front to brake pad wear	IC03B	2	White
Lamps on Buzzer Relay	4720	5	White
Left Hand Side Repeater Flasher	2340	2	White
Lighting and signaling switch	2600B	9	Black
Lighting and signaling switch	2600A	5	White
Lighting Rheostat	3050	4	Brown
Pressostat	8007	4	Brown
Radio Cassette	8410A	8	Black
Radio Cassette	8410B	8	White
Rear Screen Heater Timer Switch Relay	8116	5	Orange
Rear Window Lift Relay	6126	5	Black
Right Hand Side Repeater Flasher	2345	2	White
Screen Wiper Switch	0005	11	Grey
Security Alarm Siren	8605	4	Brown
Starter Relay	1086	5	Violet
Stop Lamp Switch	2100	2	White
Windscreen Wash Pump	5100	2	Black
Windscreen Wiper Control Unit	5010	9	Blue
Windscreen Wiper Motor	5015	5	White

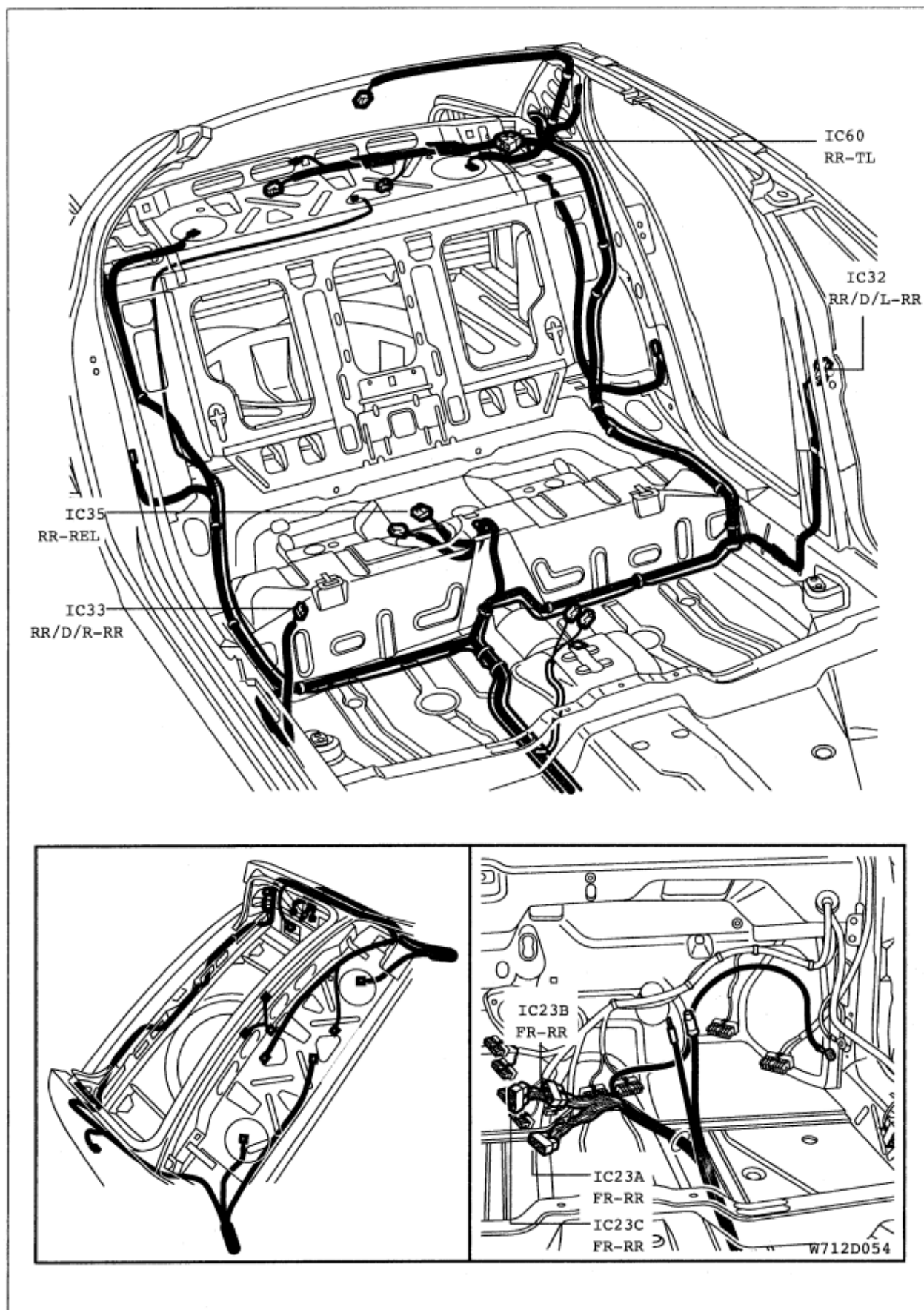
## Instrument panel harness



## Instrument panel harness connector/components

DESCRIPTION	NUMBER	PINS	COLOUR
Cigar Lighter Lamp	3053	1	Black
Clock	7220	4	White
Front Cigar Lighter	8100	3	White
Glove Box Lamp	3115	2	Brown
Glove Box Lamp Switch	3110	2	White
Hazard Warning Switch	2300	8	Black
Interconnector Instrument panel to front	IC20A FA-FR	13	White
Interconnector Instrument panel to front	IC20B FA-FR	13	Black
Roof Lamp Timer	3005	7	Brown
RR Screen Heater Switch	8110	8	Green

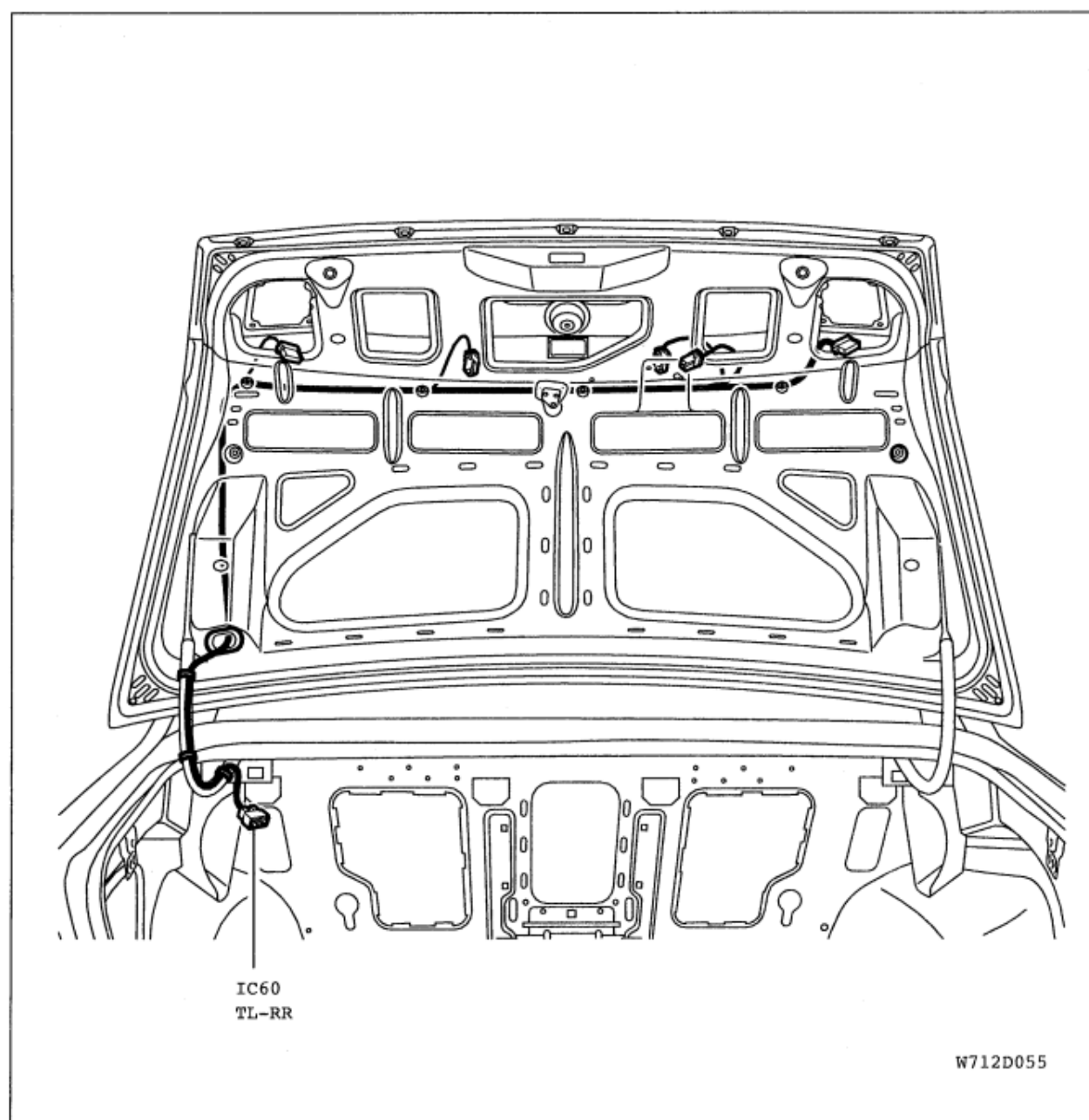
## Rear harness



## Rear harness connector/components

DESCRIPTION	NUMBER	PINS	COLOUR
Door Contact Switch	3003A	-	-
Door Contact Switch	3003	1	Black
Door Contact Switch	3002	1	Black
Door Contact Switch	3002A	-	-
Earth Point	E027	-	-
Earth Point	E026D	-	-
Earth Point	E026G	-	-
Electric Aerial	8405	3	White
Fuel Filler Flap Lock Motor	6265	2	White
Fuel Gauge	4310	4	Brown
Hand Brake Switch	4400	2	Brown
Heated Rear Screen	8120A	1	Black
High Mounting Stop Lamp	2110	2	Brown
Interconnector Front to rear	IC23A	13	White
Interconnector Front to rear	IC23B	13	Brown
Interconnector Front to rear	IC23C	13	Grey
Interconnector Front to fuel pump	IC35	2	White
Interconnector Rear to rear door (RH)	IC33	9	Brown
Interconnector Rear to rear door (LH)	IC32	9	Brown
Interconnector RR-TL	IC60	9	Brown
Loud Speaker (LH)	8430	2	Yellow
Loud Speaker (RH)	8435	2	Yellow
Rear Roof Lamp	3020	4	Black
Tail Light (LH)	2630	6	Brown
Tail Light (RH)	2635	6	Brown
Trunk Lamp	3105A	1	
Trunk Lamp	3105B	1	
Trunk Lamp Switch	3100	2	Brown
Rear Cigar lighter lamp	3053B	1	Black
Rear Cigar lighter	8105	3	White
Reverse sensor buzzer	2225	2	White
Reverse sensor unit	2220	4	White

## Trunk lid harness



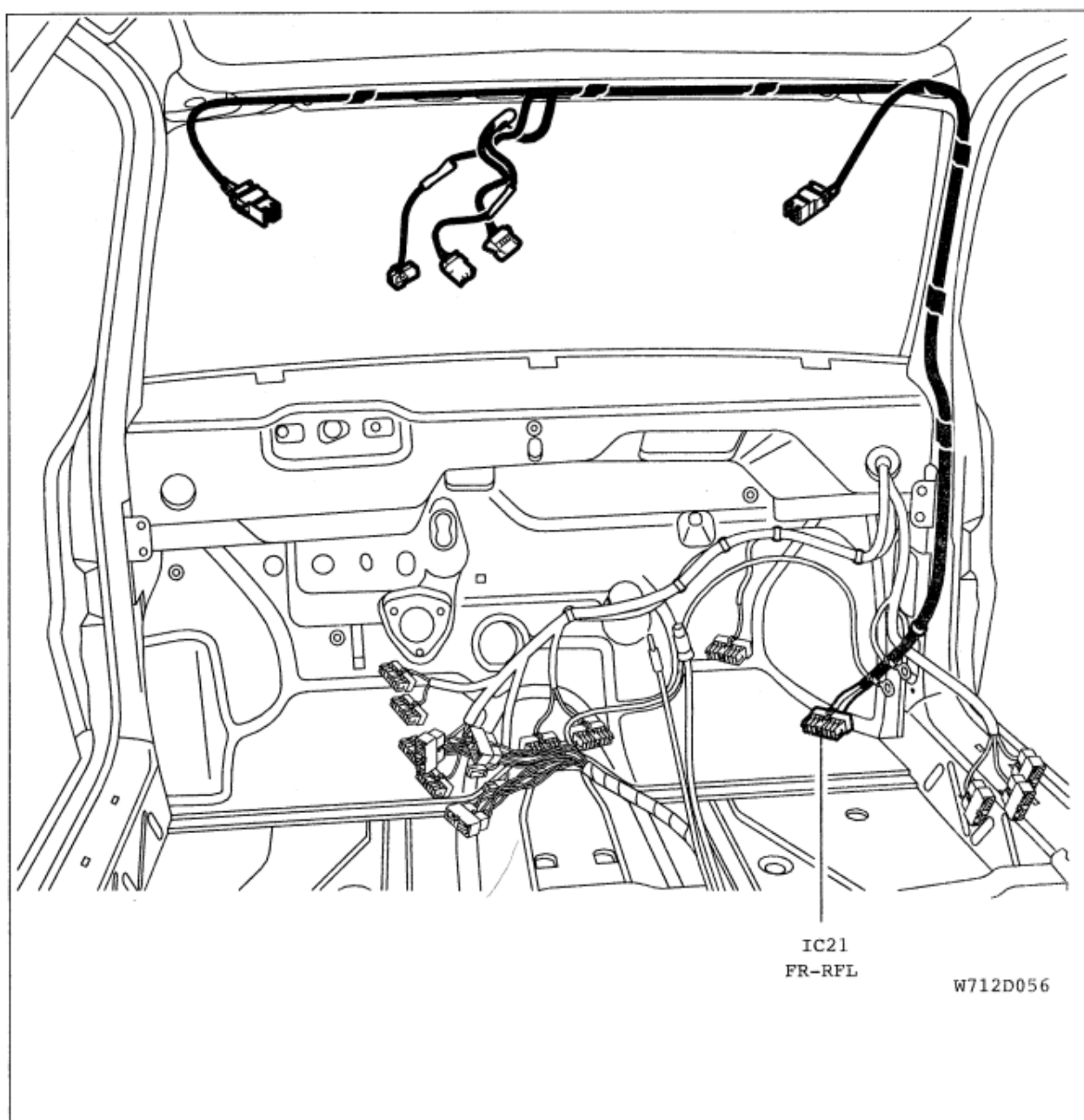


---

**Trunk lid harness connector/components**

DESCRIPTION	NUMBER	PINS	COLOUR
Interconnector Rear to trunk lid	IC60	9	Brown
Licence Plate Lamp	2636	2	White
Licence Plate Lamp	2633	2	White
Tail Lamp Trunk Lid (LH)	2632	6	Brown
Tail Lamp Trunk Lid (RH)	2637	6	Brown
Trunk Lid lock Actuator	6260	2	White

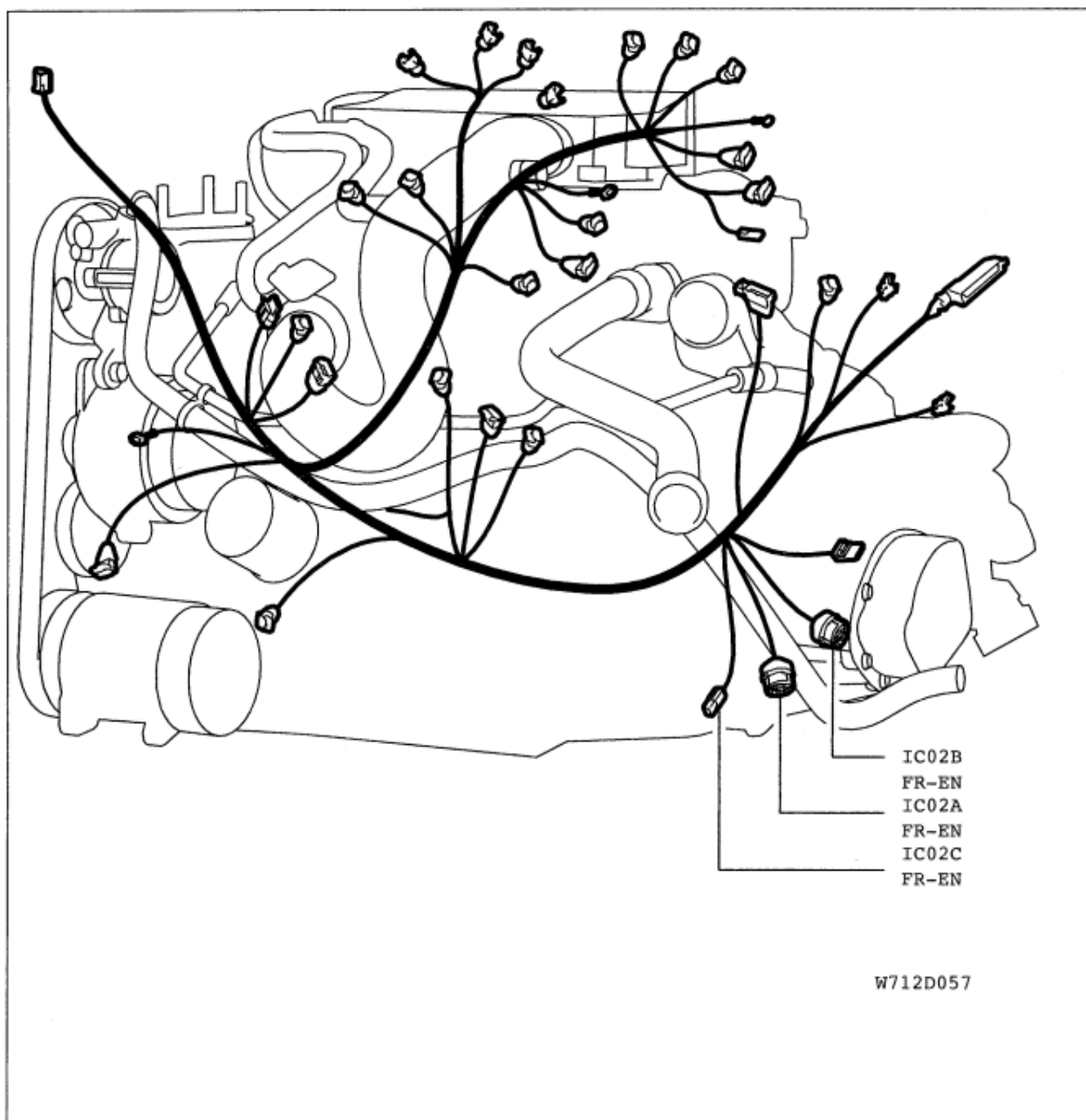
## Front roof lamp harness



**Front roof lamp harness connector/components**

DESCRIPTION	NUMBER	PINS	COLOUR
Interconnector Front to roof lamp	IC21	13	Black
Infra Red Receiver	6230	8	Black
Map Reading lamp	3065	2	Brown
Roof Lamp	3010	4	Black
Sunvisor Lamp	3060	2	White
Sunvisor Lamp	3061	2	White

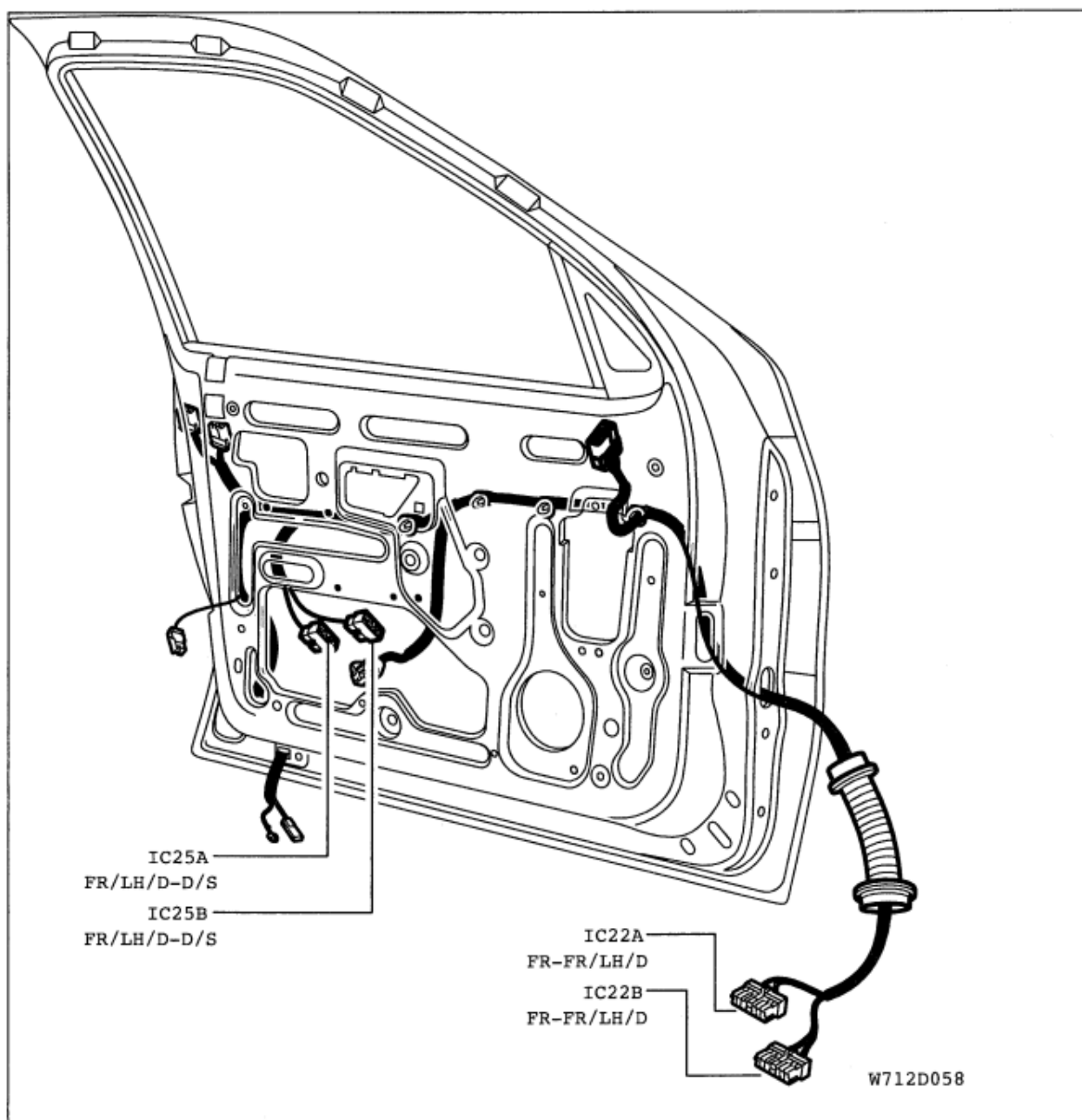
## Engine harness



## Engine harness connector/components

DESCRIPTION	NUMBER	PINS	COLOUR
Air Cond. En. Cool. Tem. Ter	8008	2	Brown
Air Conditioning Compressor	8020	2	White
Alternator	1020	--	--
Battery +VE Control Unit	BB10	2	Black
Canister Purge Solenoid Valve	1215	2	Black
Coolant Thermis. Thermal SW.	4025	2	Blue
Coolant Thermistor	1220	2	Green
Distributor Capacitor	1136	1	Black
Earth Point	E040	--	--
Engine Oil Level Sensor	4120	2	Yellow
Engine Speed Sensor	1313	3	Brown
Idling Regulation Stepper Motor	1225	4	Black
Ignition Coil	1135	4	Black
Ignition Injection Control Unit (magneti marelli)	1320	35	Black
Ignition Injection Control Unit (sagem)	1320	55	Black
Inertial Switch	1203	3	Black
INJ. Multi-Function Double Rel.	1304	15	Black
Injection Ignition Test Con.	C1300	2	Green
Injection Potentiometer	1317	3	White
Injector Cylinder No. 1	1331	2	Black
Injector Cylinder No. 2	1332	2	Black
Injector Cylinder No. 3	1333	2	Black
Injector Cylinder No. 4	1334	2	Black
Inlet Air Thermistor	1240	2	Grey
Inlet Manifold Pressure Sensor	1312	3	Black
Interconnector Front to engine	IC02A	23	Black
Interconnector Front to engine	IC02B	23	Brown
Interconnector Front to engine	IC02C	2	Brown
Knock Detector	1120	3	Green
Oil Pressure Switch	4110	2	Grey
Oil Vapor Heater Element	1273	2	Red
Reverse Lamp Switch	2200	2	Grey
Starter	1010	--	--
Supply Pump Fuse Holder Con.	C1260	2	Black
Throttle Housing Fuse Con.	C1265	2	Black
Throttle Housing Heater Resist.	1270	2	Yellow
Vehicle Speed Sensor	1620	3	White

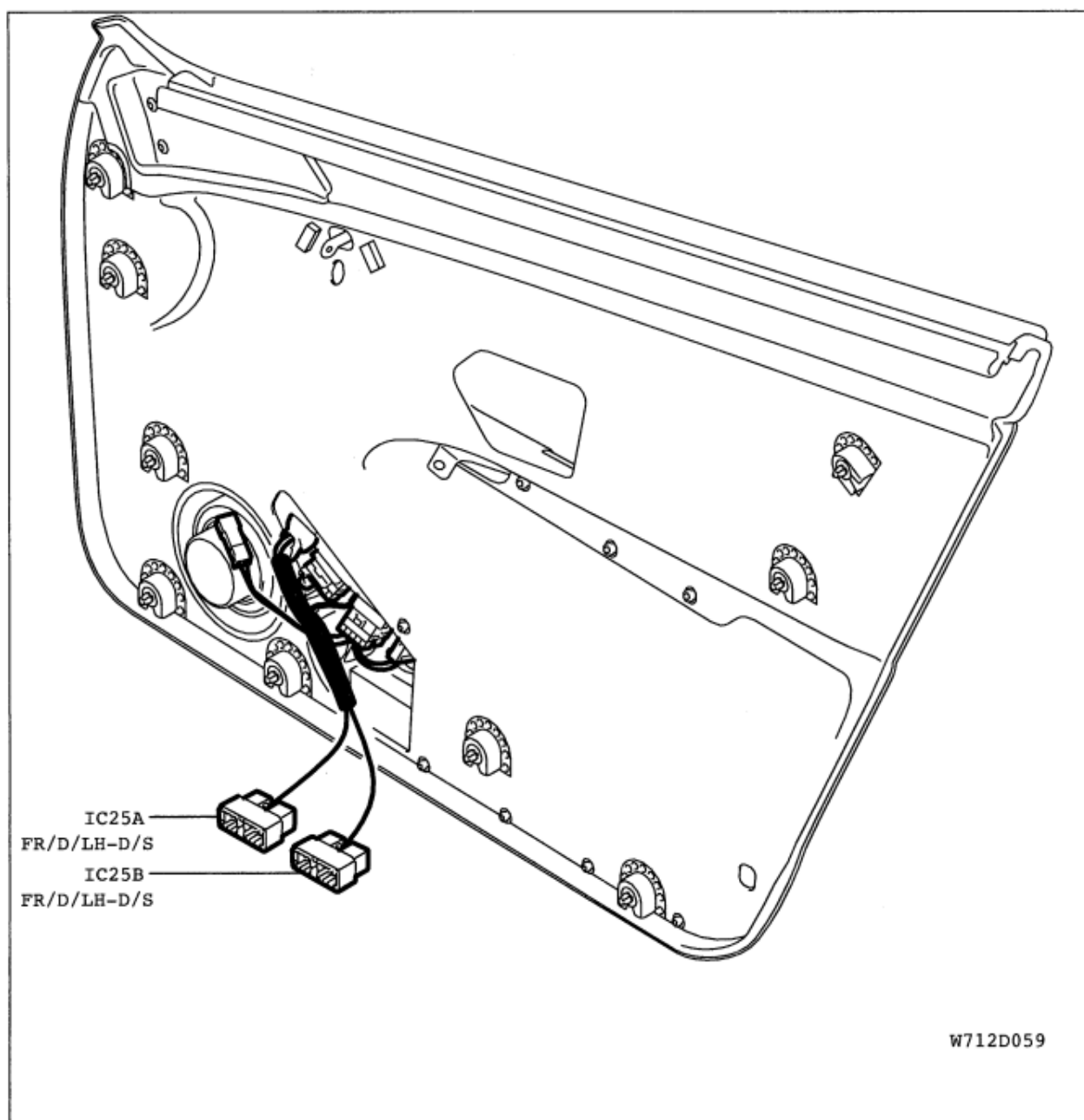
## Front driver door harness



**Front driver door harness connector/components**

DESCRIPTION	NUMBER	PINS	COLOUR
Door Contact Switch	3000A	-	-
Door Contact Switch	3000	1	Black
Door Lamp	3040	2	White
Door Lock Motor	6240	2	Brown
Door Lock Switch	6200	3	White
Interconnector Front to front LH door	IC22A	13	Black
Interconnector Front to front LH door	IC22B	13	Grey
Interconnector Front LH door to door switch	IC25A	13	Brown
Interconnector Front LH door to door switch	IC25BF	13	Grey
Mirror Motors	6410	5	White
Window Winder Motor	6040	2	Grey

## Front driver door switch harness

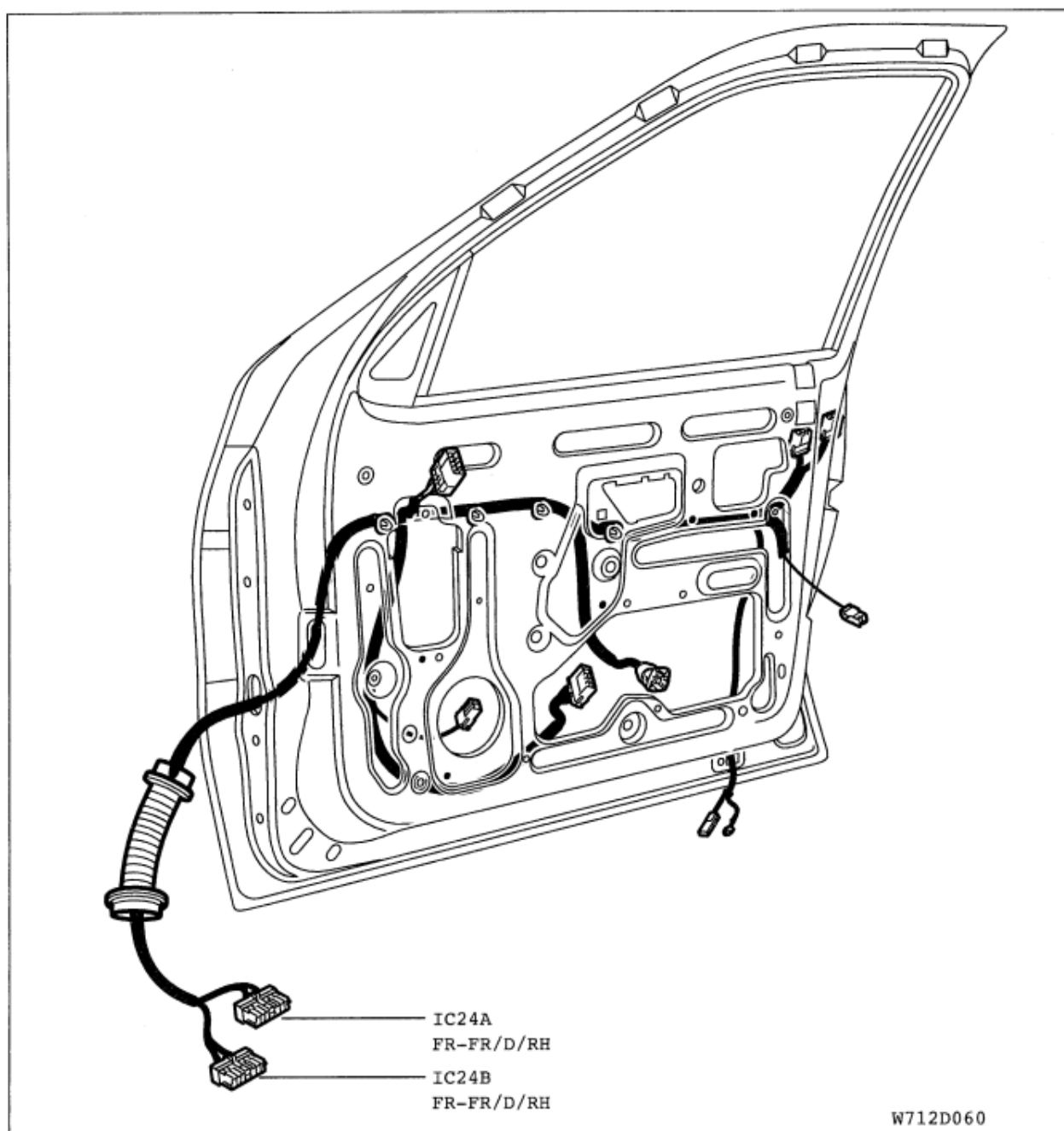




**Door switch harness,connector/components**

DESCRIPTION	NUMBER	PINS	COLOUR
Auto Window Winder Switch	6000	7	Blue
Electronic Box	6030	9	Red
Interconnector Front LH door to door switch	IC25A	13	Brown
Interconnector Front LH door to door switch	IC25B	13	Grey
Isolator Switch	6120	5	Grey
Loud Speaker	8420	2	Yellow
Window Winder Switch FRT RH	6015	5	Brown
Window Winder Switch Rear LH	6110	5	White
Window Winder Switch Rear RH	6115	5	Black
Mirror Switch	6400	8	Black

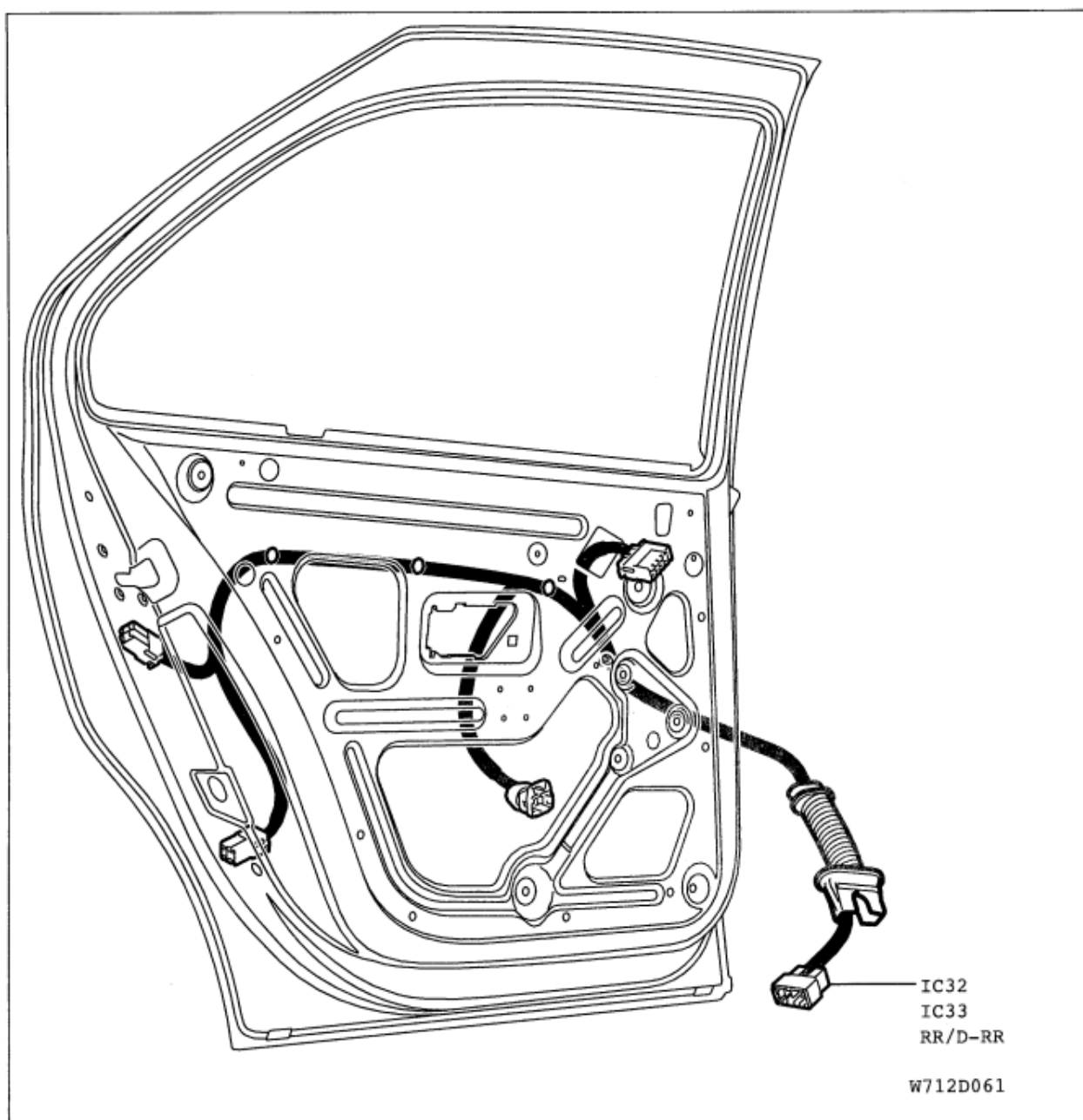
## Front passenger door harness



**Front passenger door harness connector/components**

DESCRIPTION	NUMBER	PINS	COLOUR
Door Contact Switch	3001A		
Door Contact Switch	3001	1	Black
Door Lamp	3045	2	White
Door Lock Motor	6245	2	Brown
Door Lock Switch	6205	3	White
Interconnector Front to front RH door	IC24A	13	Black
Interconnector Front to front RH door	IC24B	13	Grey
Loud Speaker	8425	2	Yellow
Mirror Motors	6415	5	White
Window Winder Motor	6045	2	Grey
Window Winder Switch	6005	5	Brown

## Rear door harness



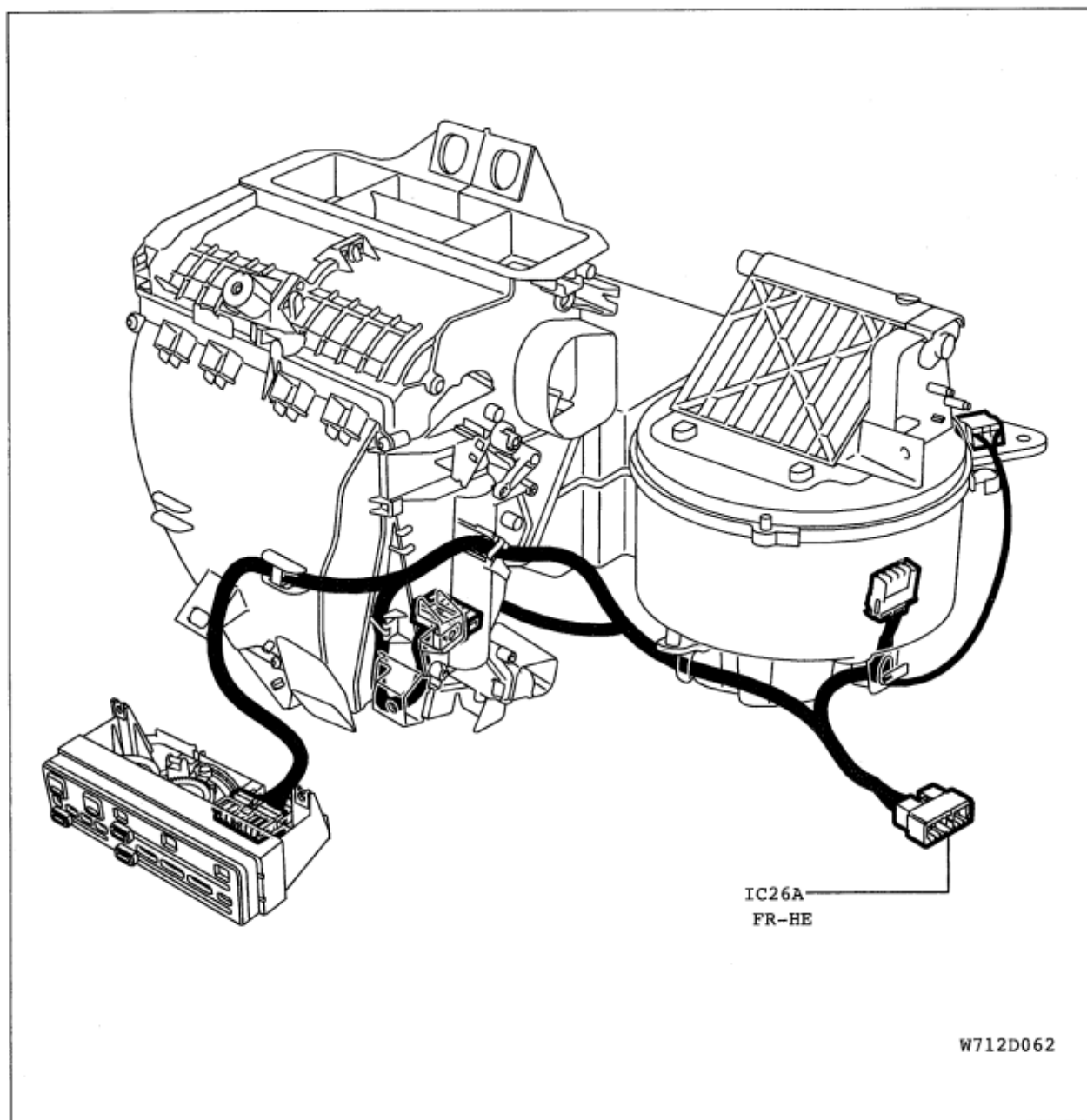
**Rear LH door harness connector/components**

DESCRIPTION	NUMBER	PINS	COLOUR
Door Lamp	3042	2	White
Interconnector Rear to rear door LH	IC32	9	Brown
Rear Door Lock Motor	6250	2	Brown
Window Winder Motor	6130	2	Grey
Window Winder Switch	6100	5	Grey

**Rear RH door harness connector/components**

Door Lamp	3047	2	White
Interconnector Rear to Rear Door LH	IC33	9	Brown
Rear Door Lock Motor	6255	2	Brown
Window Winder Motor	6135	2	Gray
Window Winder Switch	6105	5	Grey

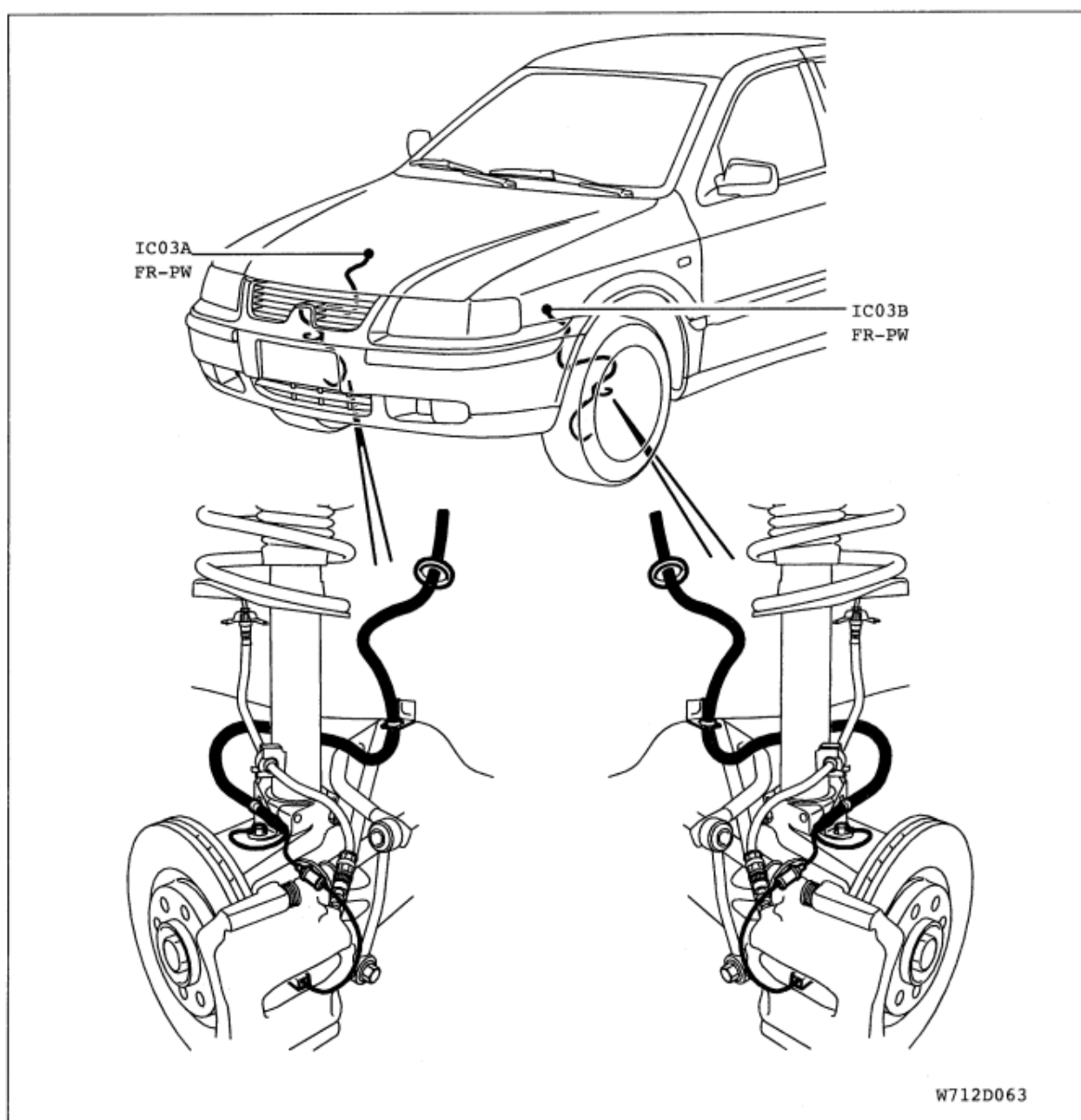
## Heater harness



## Heater harness connector/components

Description	Number	PINS	COLOUR
Passenger compartment temperature electronic thermostat	8035	7	White
Blower control module/ Heater blower motor	8045/8050	4	Brown
Heater panel	8025	13	White
Evaporator thermostat	8006	2	Black
Air inlet flap reduction motor	8070	5	Brown
Interco FR-HE	IC26A	11	White

## Brake wear harness





**Brake wear harness connector/components (LH&RH)**

DESCRIPTION	NUMBER	PINS	COLOUR
Interconnector Front to Brake Pad Wear	IC03	2	White
Earth Pads	E009	--	--
Brake pads	4430	1	White

## Connector/Component list by number

NUMBER	DESCRIPTION	PINS	COLOUR	HARNESS
BB00	Battery			
BB10	Branch Box			
BF00	Fuse Box			Front
C1260	Supply Pump Fuse Holder Connector	2	Black	Engine
C1265	Throttle Housing heater Fuse holder Connector	2	Black	Engine
C1300	Injection Ignition Test Connector	2	Green	Engine
SW00	Ignition switch			Front
0002	Lighting and signaling switch			Front
0004	Instrument Cluster			Front
0005	Screen Wiper Switch	11	Grey	Front
1010	Starter			Engine
1020	Alternator			Engine
1086	Starter Relay	5	Black	Front
1120	Knock Detector	3	Green	Engine
1135	Ignition Coil	4	Black	Engine
1136	Distributor Capacitor	1	Black	Engine
1203	Inertial Switch(Cut off Fuel Pump Switch)	3	Black	Engine
1215	Canister Purge Solenoid Valve	2	Black	Engine
1220	Coolant Thermistor	2	Green	Engine
1225	Idling Regulation Stepper Motor	4	Black	Engine
1240	Inlet Air Thermistor	2	Grey	Engine
1270	Throttle Housing Heater Resistor	2	Yellow	Engine
1273	Oil Vapor Heater Element	2	Red	Engine
1312	Inlet Manifold Pressure Sensor	3	Black	Engine
1313	Engine Speed Sensor	3	Brown	Engine
1317	Injection Potentiometer	3	White	Engine
1320	Ignition Injection Control Unit	35/55	Black	Engine
1331	Injector Cylinder No. 1	2	Black	Engine
1332	Injector Cylinder No. 2	2	Black	Engine
1333	Injector Cylinder No. 3	2	Black	Engine
1334	Injector Cylinder No. 4	2	Black	Engine
1620	Vehicle Speed Sensor	3	White	Engine
2100	Stop Lamp Switch	2	White	Front
2110	High Mounting Stop Lamp	2	White	Rear
2200	Reverse Lamp Switch	2	Grey	Engine
2300	Hazard Warning Switch	8	Black	Instrument Panel
2305	Flasher Unit	5	Grey	Front
2320	Left Hand Front Direction Indicator Lamp	2	Brown	Front Panel
2325	Left Hand Front Direction Indicator Lamp	2	Brown	Front Panel
2340	Left Hand Side Repeater Flasher	2	White	Front
2345	Right Hand Side Repeater Flasher	2	White	Front
2350	Flasher Relay	5	Green	Front
2610	Left Hand Head Lamp	3	Black	Front Panel
2615	Right Hand Head Lamp	3	Black	Front Panel

NUMBER	DESCRIPTION	PINS	COLOUR	HARNESS
2620	Left Hand Side lamp	2	White	Front Panel
2625	Right Hand Side Lamp	2	White	Front Panel
2630	Left Hand Tail Light	6	Brown	Rear
2632	Left Hand Tail Lamp on Trunk Lid	6	Brown	Trunk Lid
2633	Licence Plate Lamp	2	White	Trunk Lid
2635	Right Hand Tail Light	6	Brown	Rear
2636	Licence Plate Lamp	2	White	Trunk Lid
2637	Tail Lamp Trunk Lid (Right Hand)	6	Brown	Trunk Lid
2665	Front Fog Lamp Relay	5	Violet	Front
2670	Left Hand Front Foglamp	2	White	Front Panel
2675	Right Hand Front Foglamp	2	White	Front Panel
3000	Door Contact Switch	1	Black	Front Door (LH)
3001	Door Contact Switch	1	Black	Front Door
3002	Door Contact Switch	1	Black	Rear
3003	Door Contact Switch	1	Black	Rear
3005	Roof Lamp Timer	7	Brown	Instrument Panel
3010	Roof Lamp	4	Black	Front Roof Lamp
3020	Rear Roof Lamp	4	Black	Rear
3040	Left Hand Front Door Lamp	2	White	Front Door (LH)
3042	Left Hand Rear Door Lamp	2	White	Rear Door (LH)
3047	Right Hand Rear Door Lamp	2	White	Rear Door (RH)
3045	Right Hand Front Door Lamp	2	White	Front Door (RH)
3050	Lighting Rheostat	4	Brown	Front
3053	Cigar Lighter Lamp	1	Black	Instrument Panel
3060	Sunvisor Lamp	2	White	Front Roof lamp
3061	Sunvisor Lamp	2	White	Front Roof lamp
3065	Map Reading lamp	2	Brown	Front Roof lamp
3100	Trunk Lamp Switch	2	Brown	Rear
3110	Glove Box Lamp Switch	2	White	Instrument
3115	Glove Box Lamp	2	Brown	Instrument
4025	Coolant Thermistor Thermal SWitch	2	Blue	Engine
4110	Oil Pressure Switch	2	Grey	Engine
4120	Engine Oil Level Sensor	2	Yellow	Engine
4310	Fuel Gauge	4	Brown	Rear
4400	Hand Brake Switch	2	Brown	Rear
4410	Brake Fluid Level Switch	2	Black	Front
4720	Lamps on Buzzer Relay	5	White	Front
5010	Windscreen Wiper Control Unit	9	Blue	Front
5015	Windscreen Wiper Motor	5	White	Front
5100	Windscreen Wash Pump	2	Black	Front
6000	Auto Window Winder Switch	7	Blue	Door Switches
6005	Window Winder Switch	5	Brown	Front Door
6015	Front Right Hand Window Winder Switch	5	Brown	Door Switches
6020	Front Window Lift Relay	5	Black	Front
6030	Window Winder Electronic Box	9	Red	Door Switches
6040	Window Winder Motor(Front Left Hand)	2	Grey	Front Door (LH)

NUMBER	DESCRIPTION	PINS	COLOUR	HARNESS
6045	Window Winder Motor (front RH)	2	Grey	Front Door
6100	Rear Switch For Left Hand Rear window	5	Grey	Rear Door (LH)
6105	Rear Switch For Right Hand Rear Window	5	Grey	Rear Door (RH)
6110	Front Switch For Left Hand Rear Window	5	White	Door Switches
6115	Front Switch For Right Hand Rear Window	5	Black	Door Switches
6120	Rear Electric Windows locking Switch	9	Grey	Door Switches
6126	Rear Window Lift Relay	5	Black	Front
6130	Window Winder Motor (Rear Left Hand)	2	Grey	Rear Door (LH)
6135	Window Winder Motor (Rear Right Hand)	2	Grey	Rear Door (RH)
6200	Left Hand front Door Lock Switch	3	White	Front Door (LH)
6205	Right Hand Front Door Lock Switch	3	White	Front Door
6230	Infra Red Receiver	8	Black	Front Roof Lamp
6235	Central Locking Control Unit	9	Brown	Front
6240	Left Hand Front Door Lock Motor	2	Brown	Front Door (LH)
6245	Right Hand Front Door Lock Motor	2	Brown	Front Door
6250	Left Hand Rear Door Lock Motor	2	Brown	Rear Door (LH)
6255	Right Hand Rear Door Lock Motor	2	Brown	Rear Door (RH)
6260	Trunk Lid lock Actuator	2	White	Trunk Lid
6265	Fuel Filler Flap Lock Motor	2	White	Rear
6410	Left Hand Mirror Motors	5	White	Front Door (LH)
6415	Right Hand Mirror Motors	5	White	Front Door
7220	Clock	4	White	Instrument Panel
8005	Air Condition Compressor Relay	5	Yellow	Front
8007	Pressostat	4	Brown	Front
8008	Air Conditioning Engine Coolant Temperature Termistor	2		Brown
Engine				
8010	Air Conditioning Engine Coolant Temperature unit	15		Black Front
8020	Air Conditioning Compressor	2	White	Engine
8048	Blower Relay	5	Yellow	Front
8100	Front Cigar Lighter	3	White	Instrument Panel
8110	Rear Screen Heater Switch	8	Green	Instrument Panel
8116	Rear Screen Heater Timer Switch Relay	5	Orange	Front
8405	Electric Aerial	3	White	Rear
8410	Radio Cassette			Front
8420	Front Loud Speaker (Left Hand)	2	Yellow	Door Switches
8425	Front Loud Speaker (Right Hand)	2	Yellow	Front Door
8430	Rear Loud Speaker (Left Hand)	2	Yellow	Rear
8435	Rear Loud Speaker (Right Hand)	2	Yellow	Rear
8605	Security Alarm Siren	4	Brown	Front
8611	Bonnet Switch	2	Black	Front
8618	Alarm Control Unit	16/12	Black	Front
1304	Injection Multi-Function Double Relay	15	Black	Engine
1500	Fan Relay	5	Black	Front Panel
1510	Fan	2	Black	Front Panel
2520	Horn	2	Black	Front Panel

NUMBER	DESCRIPTION	PINS	COLOUR	HARNESS
3000	Front Door Contact Switch (left Hand)	1	Black	Front Door
3001	Front Door Contact Switch (Right Hand)	1	Black	Front Door
3002	Rear Door Contact Switch (Left Hand)	1	Black	Rear
3003	Rear Door Contact Switch (Right Hand)	1	Black	Rear
3005	Trunk Lamp	1	--	Rear
3005	Trunk Lamp	1	--	Rear
8005	Cooler Relay	5	Black	Front
8120	Heated Rear Screen	1	Black	Rear

**Earth points**

NUMBER	DESCRIPTION	PINS	COLOUR	HARNESS
E001	Earth Point	--	--	Front Panel
E002	Earth Point	--	--	Front Panel
E005	Earth Point	--	--	Front
E006	Earth Point	--	--	Front
E020	Earth Point	--	--	Front
E020A	Earth Point	--	--	Front
E026D	Earth Point	--	--	Rear
E026G	Earth Point	--	--	Rear
E027	Earth Point	--	--	Rear
E040	Earth Point	--	--	Engine

**Instrument cluster warning lamps**

NUMBER	DESCRIPTION OF LAMP
V4	Stop warning lamp
V1000	No charge warning
V1300	Injection ignition test warning
V2320	LH direction indicator warning
V2330	RH direction indicator warning
V2610	Dipped beam warning
V2620	Main beam warning
V2660	Front fog light indicator
V2665	Rear fog light indicator
V4020	Coolant temperature warning
V4110	Engine oil low pressure warning
V4300	Fuel low level warning
V4420	Handbrake/low brake fluid level warning
V4430	Brake pad wear warning
V4700	Door open warning
V7000	Anti- lock brakes set warning

**Interconnectors**

NUMBER	DESCRIPTION	PINS	COLOUR	HARNESS
IC01	Interconnector FR/P-FR	23	Grey	Front Panel
IC01	Interconnector FR/P-FR	23	Grey	Front
IC02A	Interconnector FR-EN	23	Black	Engine
IC02A	Interconnector FR-EN	23	Black	Front
IC02B	Interconnector FR-EN	23	Brown	Engine
IC02B	Interconnector FR-EN	23	Brown	Front
IC02C	Interconnector FR-EN	2	Brown	Engine
IC02C	Interconnector FR-EN	2	Brown	Front
IC03A	Interconnector FR-PW	2	White	Front
IC03B	Interconnector FR-PW	2	White	Front
IC20A	Interconnector FA-FR	13	White	Instrument Panel
IC20A	Interconnector FA-FR	13	White	Front
IC20B	Interconnector FA-FR	13	Black	Instrument Panel
IC20B	Interconnector FA-FR	13	Black	Front
IC21	Interconnector FR-RFL	13	Black	Front Roof Panel
IC21	Interconnector FR-RFL	13	Black	Front
IC22A	Interconnector FR-FR/D/LH	13	Black	Front Door (LH)
IC22A	Interconnector FR-FR/D/LH	13	Black	Front
IC22B	Interconnector FR-FR/D/LH	13	Grey	Front Door (LH)
IC22B	Interconnector FR-FR/D/LH	13	Grey	Front
IC23A	Interconnector FR-RR	13	Black	Rear
IC23A	Interconnector FR-RR	13	Black	Front
IC23B	Interconnector FR-RR	13	Brown	Rear
IC23B	Interconnector FR-RR	13	Brown	Front
IC23C	Interconnector FR-RR	13	Grey	Rear
IC23C	Interconnector FR-RR	13	Grey	Front
IC24A	Interconnector FR-FR/D/RH	13	Black	Front Door
IC24A	Interconnector FR-FR/D/RH	13	Black	Front
IC24B	Interconnector FR-FR/D/RH	13	Grey	Front Door
IC24B	Interconnector FR-FR/D/RH	14	Grey	Front
IC25A	Interconnector FR/D/LH-D/S	13	Brown	Door Switches Front
IC25A	Interconnector FR/D/LH-D/S	13	Brown	Front Door (LH)
IC25B	Interconnector FR/D/LH-D/S	13	Grey	Door Switches Front
IC25B	Interconnector FR/D/LH-D/S	13	Grey	Front Door (LH)
IC26A	Interconnector FR-H	11	White	Front
IC26A	Interconnector FR-H	11	White	Heater
IC32	Interconnector RR/D-RR	9	Brown	Rear Door
IC32	Interconnector RR-RR/D/L	9	Brown	Rear
IC33	Interconnector RR-RR/D/R	9	Brown	Rear
IC35	Interconnector RR-REL	2	White	Rear
IC60	Interconnector RR-TL	9	Brown	Rear
IC60	Interconnector TL-RR	9	Brown	Trunk Lid

**Components with Multiple connectors**

NUMBER	DESCRIPTION	PINS	COLOUR	HARNESS
<b>BB10</b>	<b>Branch Box</b>			
BB10	Branch Box Connector	2	Black	Engine
BB10	Branch Box Connector	2	Brown	Front Panel
BB10A	Branch Box Connector	2	Black	Front
BB10B	Branch Box Connector	2	Grey	Front
<b>BF00</b>	<b>Fuse Box</b>			
BF00A	Fuse Box connector	13	Orange	Front
BF00B	Fuse Box connector	13	Brown	Front
BF00C	Fuse Box connector	13	Grey	Front
BF00D	Fuse Box connector	1	Black	Front
BF00E	Fuse Box connector	2	Black	Front
BF00F	Fuse Box connector	2	Brown	Front
BF00G	Fuse Box connector	9	Yellow	Front
BF00H	Fuse Box connector	13	Red	Front
BF00I	Fuse Box connector	13	Green	Front
BF00J	Fuse Box connector	13	Blue	Front
<b>SW00</b>	<b>Ignition switch</b>			
CA00A	Ignition Switch	2	Black	Front
CA00B	Ignition Switch	2	Grey	Front
CA00C	Ignition Switch	2	Brown	Front
<b>0002</b>	<b>Lighting and signaling switch</b>			
2600A	Lighting and signaling switch	5	White	Front
2600B	Lighting and signaling switch	9	Black	Front
<b>0004</b>	<b>Instrument Cluster</b>			
0004A	Instrument Cluster	11	Yellow	Front
0004B	Instrument Cluster	7	Blue	Front
0004C	Instrument Cluster	10	White	Front
0004D	Instrument Cluster	9	Green	Front
0004E	Instrument Cluster	8	Yellow	Front
0004F	Instrument Cluster	11	Yellow	Front
<b>8410</b>	<b>Radio Cassette</b>			
8410A	Radio Cassette	8	Black	Front
8410B	Radio Cassette	8	White	Front
<b>8618</b>	<b>Alarm Control Unit</b>			
8618A	ACU	16	Black	Front
8618B	ACU	12	Black	Front
<b>1500</b>	<b>Fan Relay</b>			
1500A	Fan Relay	5	Black	Front Panel
1500B	Fan Relay	5	Black	Front Panel
1500C	Fan Relay	5	Black	Front Panel

**Components with Multiple connectors**

NUMBER	DESCRIPTION	PINS	COLOUR	HARNESS
<b>1510</b>	<b>Fan</b>			
1510A	Fan	2	Black	Front Panel
1510B	Fan	2	Black	Front Panel
<b>2520</b>	<b>Horn</b>			
2520A	Horn	2	Black	Front Panel
2520B	Horn	2	Black	Front Panel

---



---

---


## **Electrical systems**

---

---

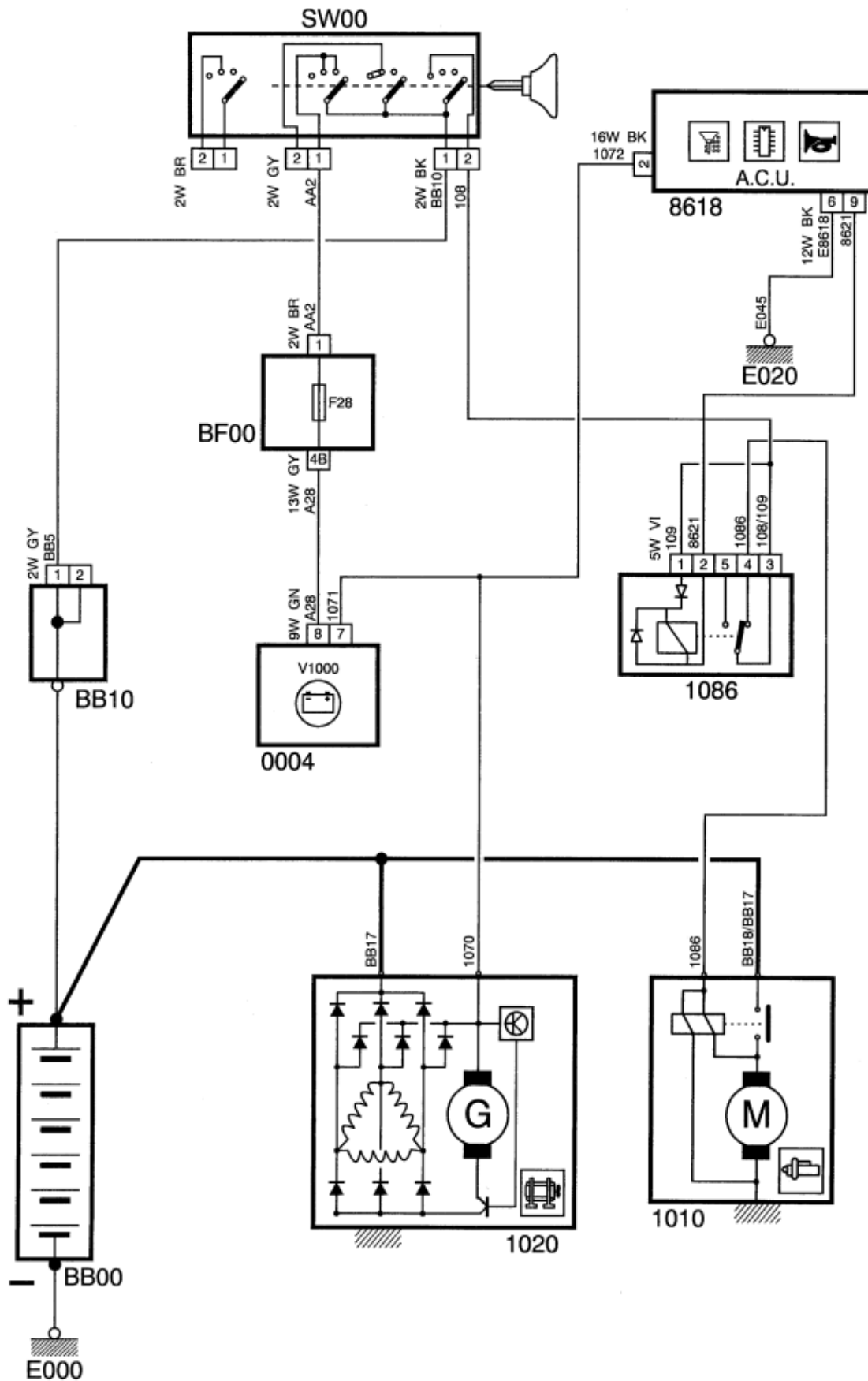
## Engine Equipment

### Starter and Alternator (A.C.U. System)



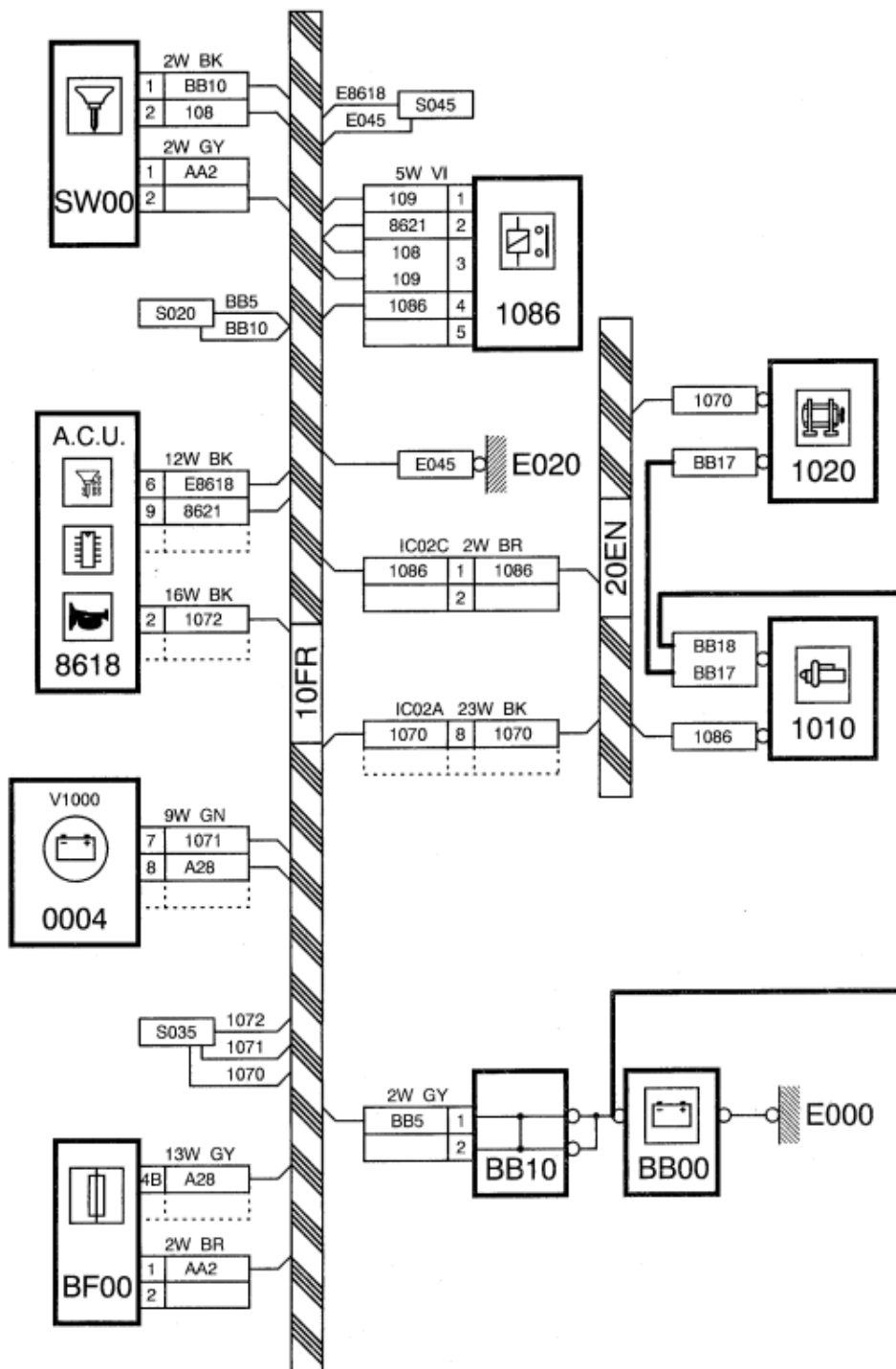
Component Number	Component Description	Connectors	Harness
0004	instrument cluster V1000 = No charge warning lamp	0004D	Front
8618	A.C.U	8618A,8618B	Front
1010	Starter	1010	Engine
1020	Alternator	1020	Engine
1086	Starter relay	1086	Front
BB00	Battery	--	Front
BB10	Branch box	BB10B	Front
BF00	Fuse box (F28)	BF00C, BF00F	Front
E000	Battery Earth point	Battery	Front
E020	Earth point	Bottom RH-A post	Front
Interconnector	Front to Engine harness	IC02A, IC02C	FR-EN
SW00	Ignition switch	SW00A, SW00B	Front

## Schematic



W712D105

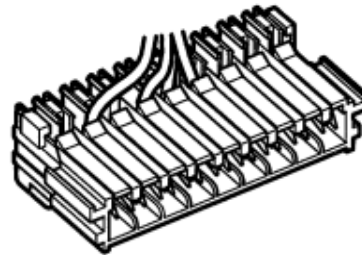
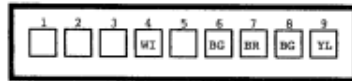
## Circuit



# Colour codes

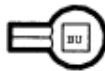
0004D

Front harness  
Instrument cluster (0004)  
9 pin  
Green



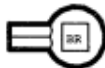
1010

Engine harness  
Starter  
1 pin



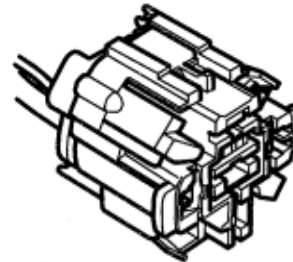
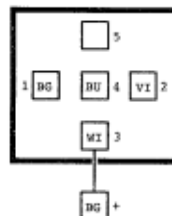
1020

Engine harness  
Alternator  
1 pin



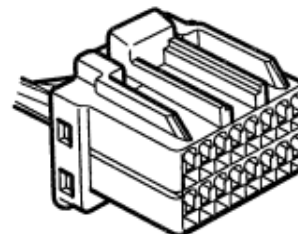
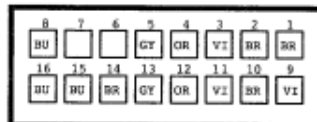
1086

Front harness  
Starter  
5 pin  
Violet



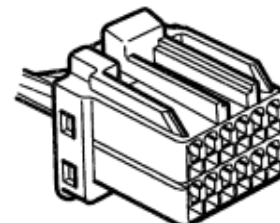
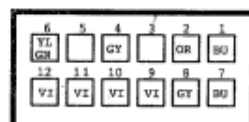
8618A

Front harness  
A.C.U. (8618)  
16 pin  
Black



8618B

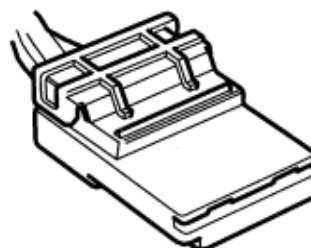
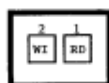
Front harness  
A.C.U. (8618)  
12 pin  
Black



## Colour codes

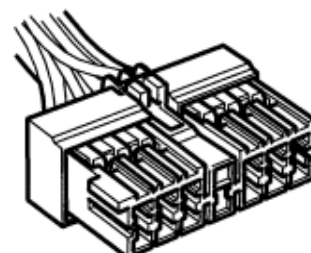
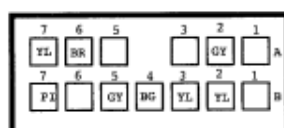
BB10B

Front harness  
Branch box (BB10)  
2 pin  
Black



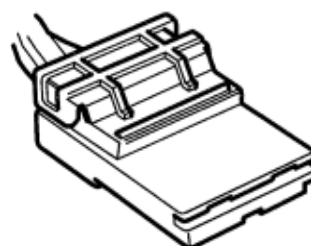
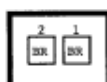
BF00C

Front harness  
Fuse box (BF00)  
13 pin  
Grey



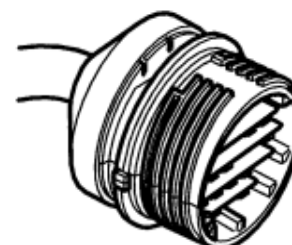
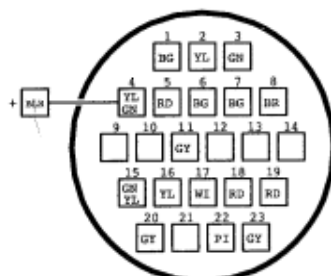
BF00F

Front harness  
Fuse box (BF00)  
2 pin  
Brown



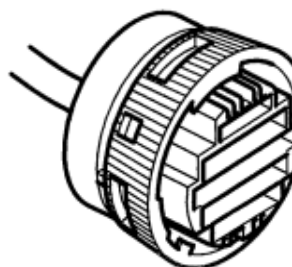
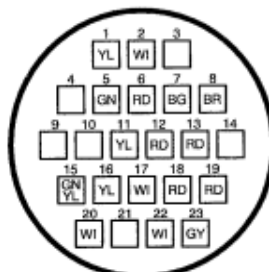
IC02A

Front harness  
Interconnector  
FR-EN  
23 pin  
Black



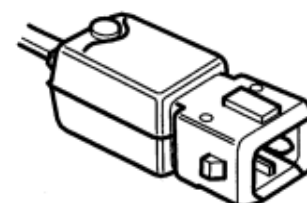
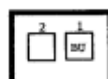
IC02A

Engine harness  
Interconnector  
FR-EN  
23 pin  
Black

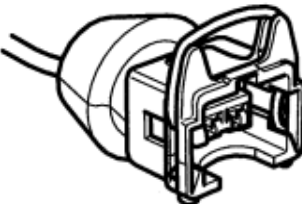
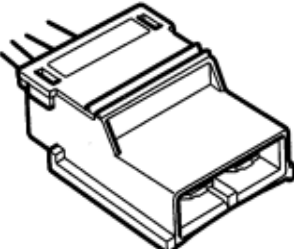
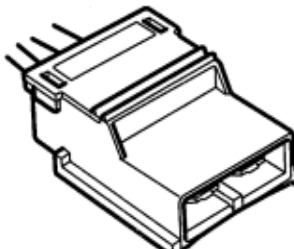


IC02C

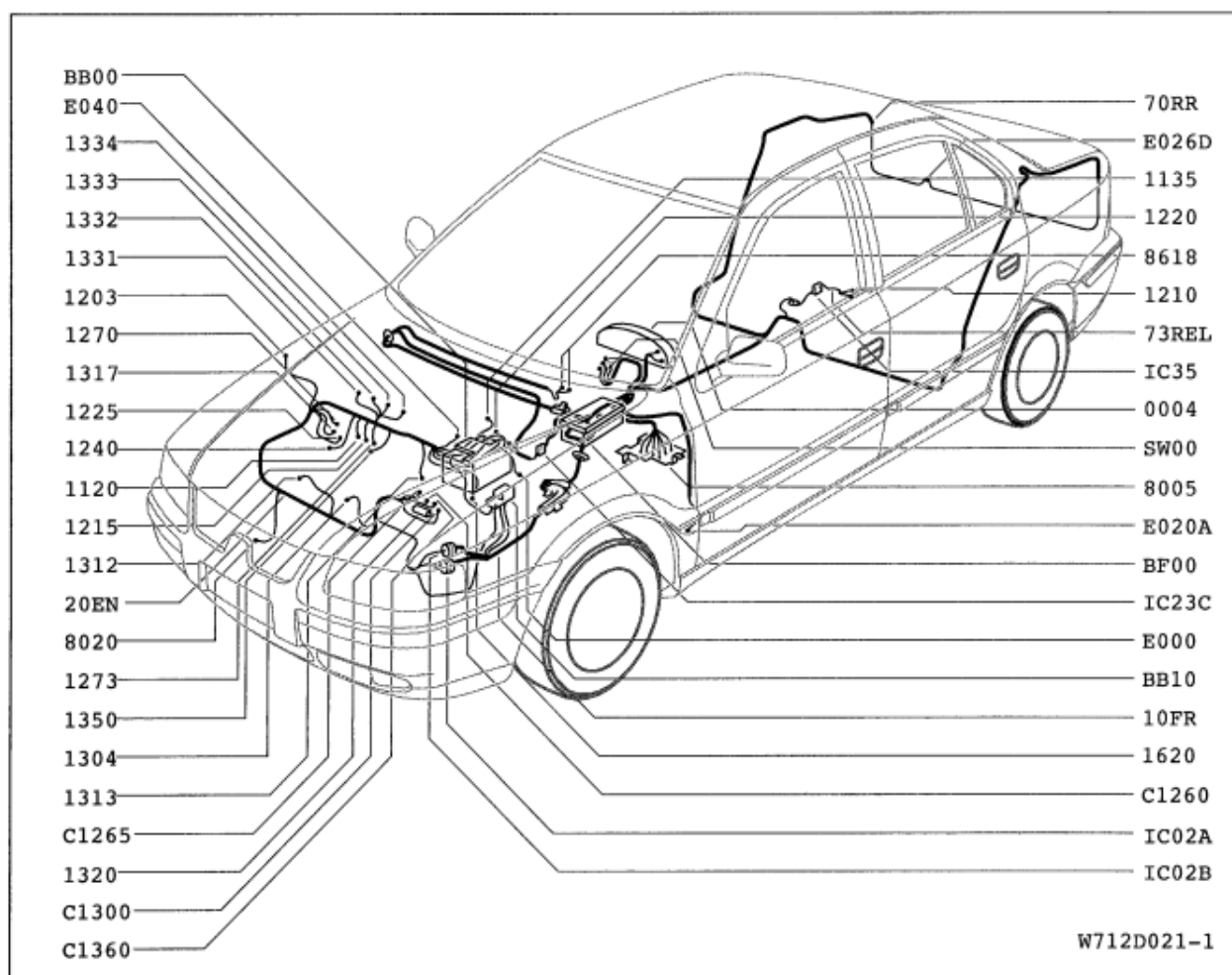
Front harness  
Interconnector  
FR-EN  
2 pin  
Brown



## Colour codes

<p>IC02C</p> <p>Engine harness Interconnector FR-EN 2 pin Brown</p>	
<p>SW00A</p> <p>Front harness Ignition switch (SW00) 2 pin Black</p>	
<p>SW00B</p> <p>Front harness Ignition switch (SW00) 2 pin Grey</p>	

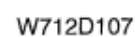
## Injection system (Sagem XU7JP motor with oxygen sensor)



Component No.	Component Description	Connectors	Harness
0004	Instrument cluster V1300=Injection ignition test warning lamp, 4210=Tachometer	0004B, 0004C, 0004F	Front
1120	Knock detector (not used)	1120	Engine
1135	Ignition coil	1135	Engine
1203	Inertial switch	1203	Engine
1210	Fuel pump	1210	Fuel Pump
1215	Canister purge solenoid valve (Not used)	1215	Engine
1220	Coolant thermistor	1220	Engine
1225	Idling regulation stepper motor	1225	Engine
1240	Inlet air thermistor	1240	Engine
1270	Throttle housing heater resister	1270	Engine
1273	Oil vapor heater element (not used)	1273	Engine
1304	Multi-function duoble relay	1304	Engine
1312	Inlet manifold pressure sensor	1312	Engine
1313	Engine speed sensor	1313	Engine
1317	Injection potentiometer	1317	Engine
1320	E.C.U	1320	Engine
1331	Injector	1331	Engine
1332	Injector	1332	Engine
1333	Injector	1333	Engine
1334	Injector	1334	Engine
1350	Oxygen sensor	1350B,1350C	Engine
1620	Vehicle speed sensor	1620	Engine



Component Number	Component Description	Connectors	Harness
8005	Air conditioning compressor relay	8005	Front
8020	Air conditioning compressor	8020	Engine
8618	A.C.U.	8168B	Front
BB00	Battery		Front
BB10	Branch box	BB10,BB10B	Engine,Front
BF00	Fuse box (F2,F12)	BF00C,BF00H,BF00J	Front
C1260	Supply pump fuse holder	C1260	Engine
C1265	Throttle housing re-heating resistor fuse holder	C1265	Engine
C1300	Injection ignition test connector	C1300	Engine
C1360	Oxygen sensor fuse holder	C1360	Engine
E000	Battery Earth point	Battery	Front
E020A	Earth point	Bottom LH-A post	Front
E040	Earth point	Engine	Engine
E026D	Earth point	Rear end Inner	Rear
Interconnector	Front to Engine harness,front to rear harnes, rear to fuel pump harness	IC02A,IC02B,IC23C,IC35	FR-EN,FR-RR,RR-REL
SW00	Ignition switch	SW00A,SW00B	Front

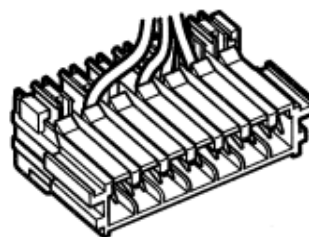
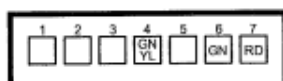




## Colour codes

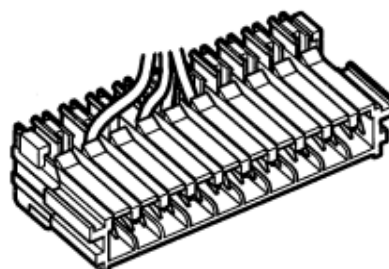
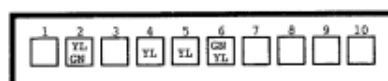
0004B

Front harness  
Instrument cluster (0004)  
7 pin  
Blue



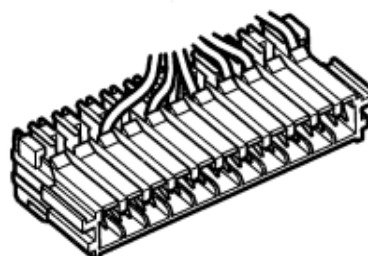
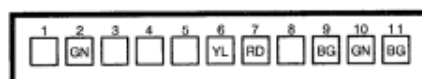
0004C

Front harness  
Instrument cluster (0004)  
10 pin  
White



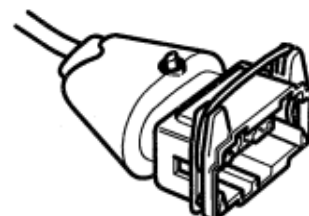
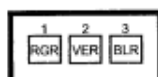
0004F

Front harness  
Instrument cluster (0004)  
11 pin  
Yellow



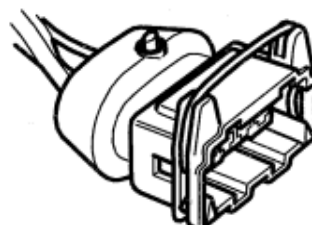
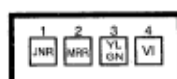
1120

Engine harness  
Knock detector (Not used)  
3 pin  
Green



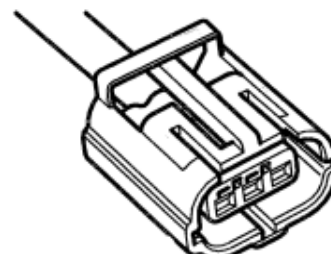
1135

Engine harness  
Oxygen sensor  
4 pin  
Black

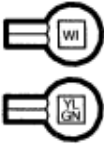

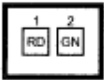
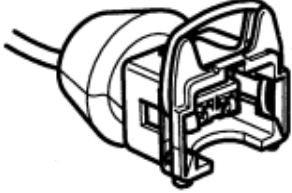

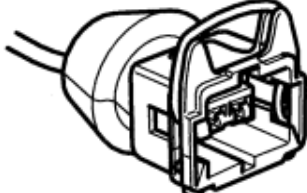
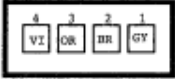
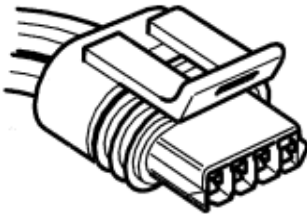
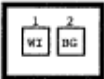
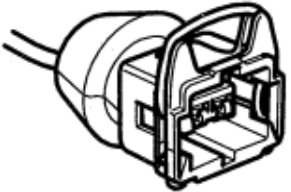

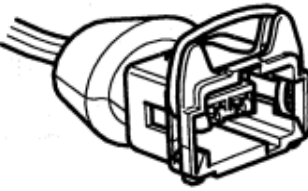


1203

Engine harness  
Inertial switch  
3 pin  
Black



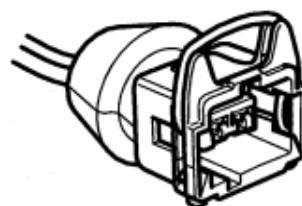
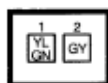
# Colour codes

1210  Fuel Pump harness Fuel Pump 2 x 1 pin		
1215  Engine harness Canister purge solenoid valve (Not used) 2 pin Black		
1220  Engine harness Coolant thermistor 2 pin Green		
1225  Engine harness Idling regulation stepper motor 4 pin Black		
1240  Engine harness Inlet air thermistor 2 pin Grey		
1270  Engine harness Throttle housing heater resistor 2 pin Yellow		

## Colour codes

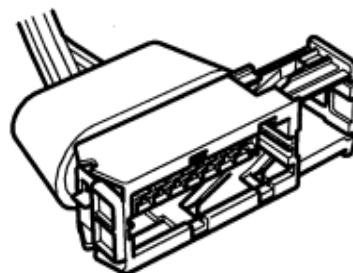
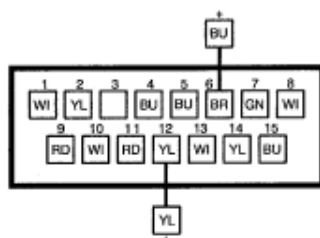
1273

Engine harness  
Oil vapour heater element  
2 pin  
Red



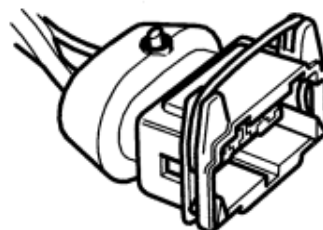
1304

Engine harness  
Injection multi-function  
double relay  
15 pin  
Black



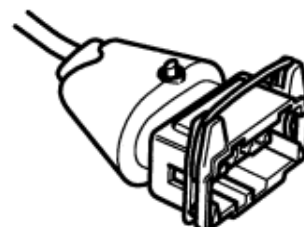
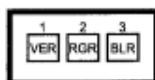
1312

Engine harness  
Inlet manifold pressure sensor  
3 pin  
Black



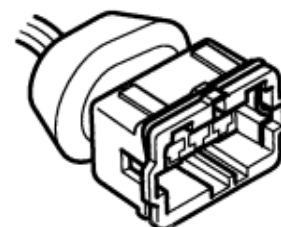
1313

Engine harness  
Engine speed sensor  
3 pin  
Brown



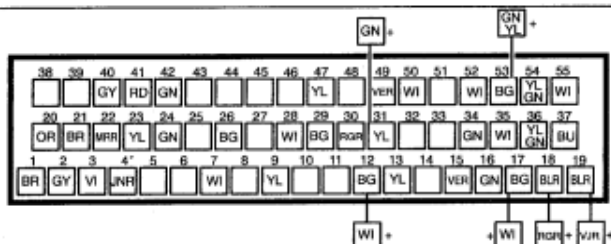
1317

Engine harness  
Injection potentiometer  
3 pin  
White

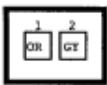
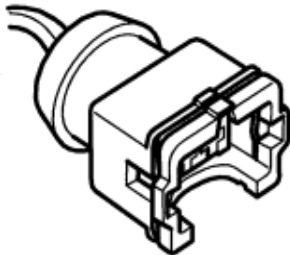

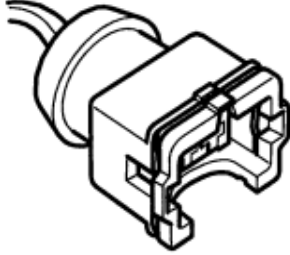
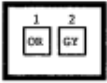
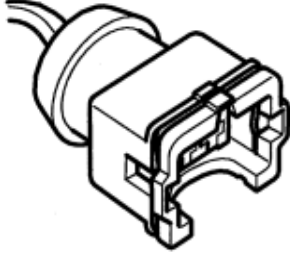
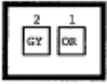
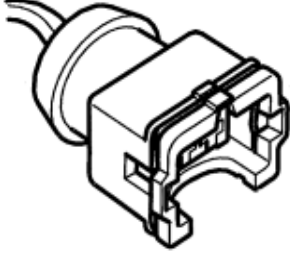
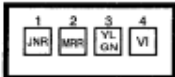
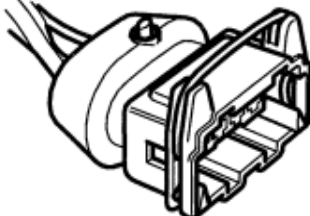
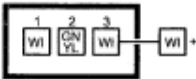
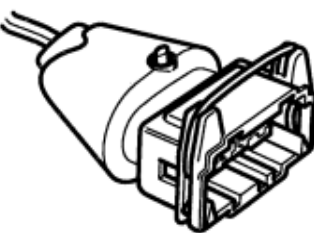


1320 (Sagem)

Engine harness  
Ignition injection  
control unit  
55 pin  
Black



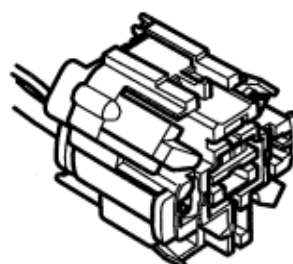
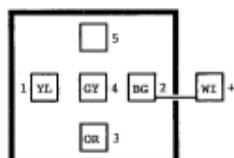
## Colour codes

<p>1331</p> <p>Engine harness Injector cylinder 1 2 pin Black</p>	 
<p>1332</p> <p>Engine harness Injector cylinder 2 2 pin Black</p>	 
<p>1333</p> <p>Engine harness Injector cylinder 3 2 pin Black</p>	 
<p>1334</p> <p>Engine harness Injector cylinder 4 2 pin Black</p>	 
<p>1350B</p> <p>Engine harness Oxygen sensor 4 pin Black</p>	 
<p>1620</p> <p>Engine harness Vehicle speed sensor 3 pin White</p>	 

## Colour codes

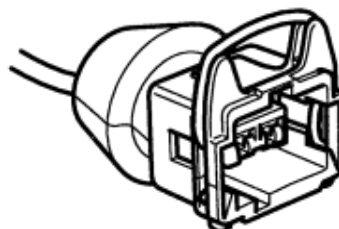
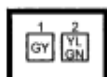
8005

Front harness  
Air condition  
compressor relay  
5 pin  
green



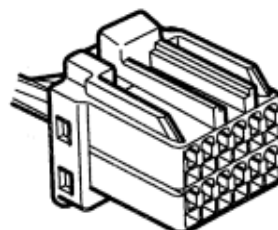
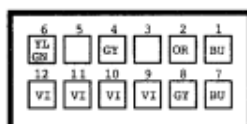
8020

Engine harness  
Air conditioning  
compressor  
2 pin  
White



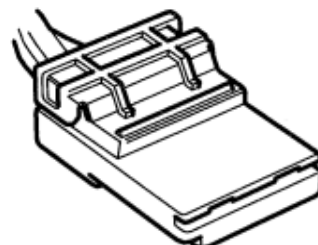
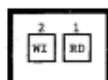
8618B

Front harness  
A.C.U. (8618)  
12 pin  
Black




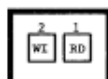
BB10B

Front harness  
Branch box (BB10)  
2 pin  
Black



BB10B

Front harness  
Branch box (BB10)  
2 pin  
Black

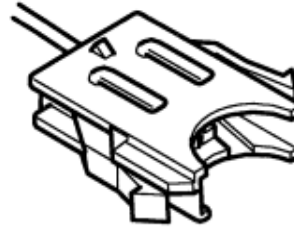




## Colour codes

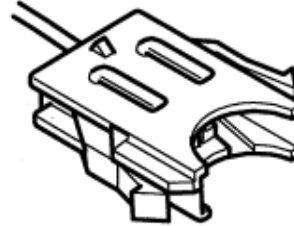
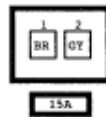
C1260

Engine harness  
Supply pump fuse holder  
2 pin  
Black



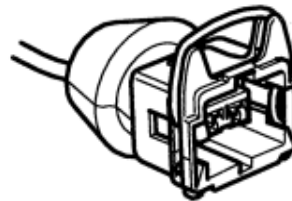
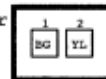
C1265

Engine harness  
Throttle housing fuse holder  
2 pin  
Black



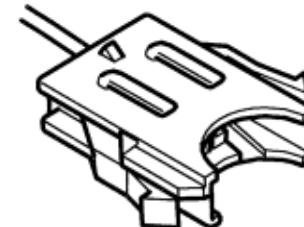
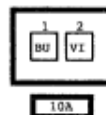
C1300

Engine harness  
Injection ignition Test conector  
2 pin  
Green



C1360

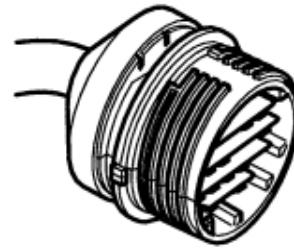
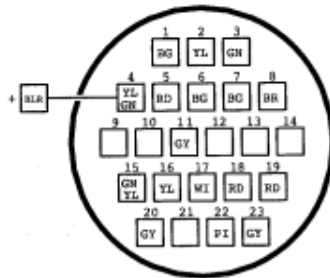
Engine harness  
Oxygen Sensor fuse holder  
2 pin  
Black



## Colour codes

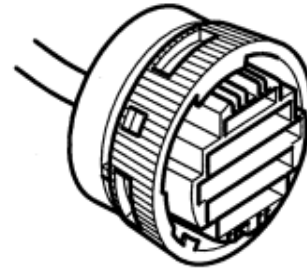
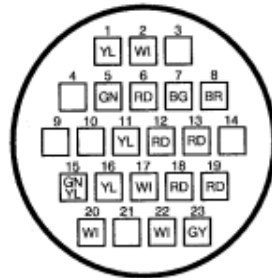
IC02A

Front harness  
Interconnector  
FR-EN  
23 pin  
Black



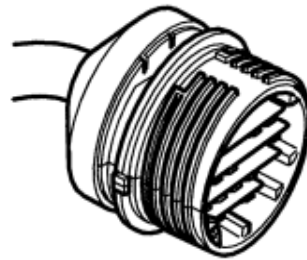
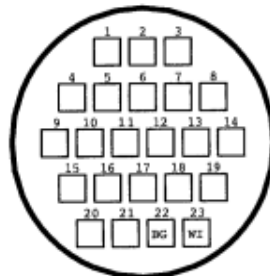
IC02A

Engine harness  
Interconnector  
FR-EN  
23 pin  
Black



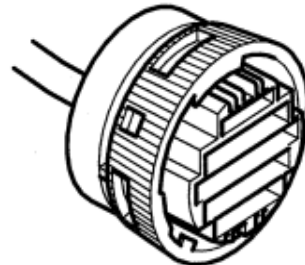
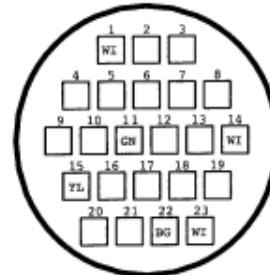
IC02B

Front harness  
Interconnector  
FR-EN  
23 pin  
Brown



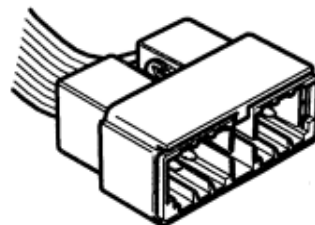
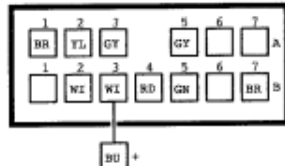
IC02B

Engine harness  
Interconnector  
FR-EN  
23 pin  
Brown



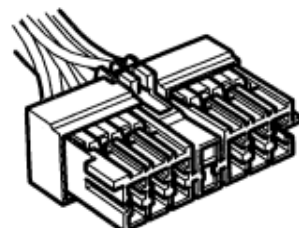
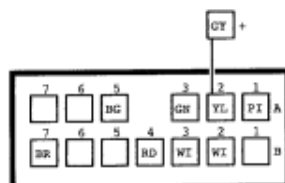
IC23C

Front harness  
Interconnector  
FR-RR  
13 pin  
Grey



IC23C

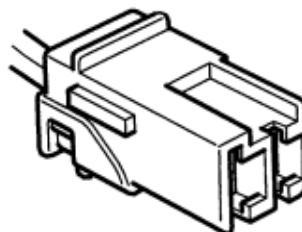
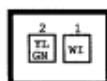
Rear harness  
Interconnector  
FR-RR  
13 pin  
Grey



# Colour codes

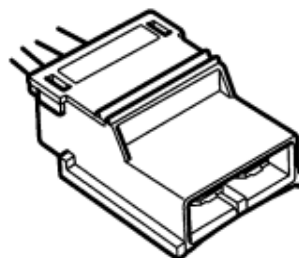
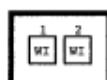
IC35

Rear harness  
Intrconnector  
RR-REL  
2 pin  
White



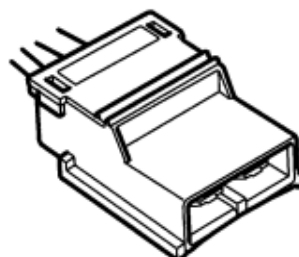
SW00A

Front harness  
Ignition switch (SW00)  
2 pin  
Black

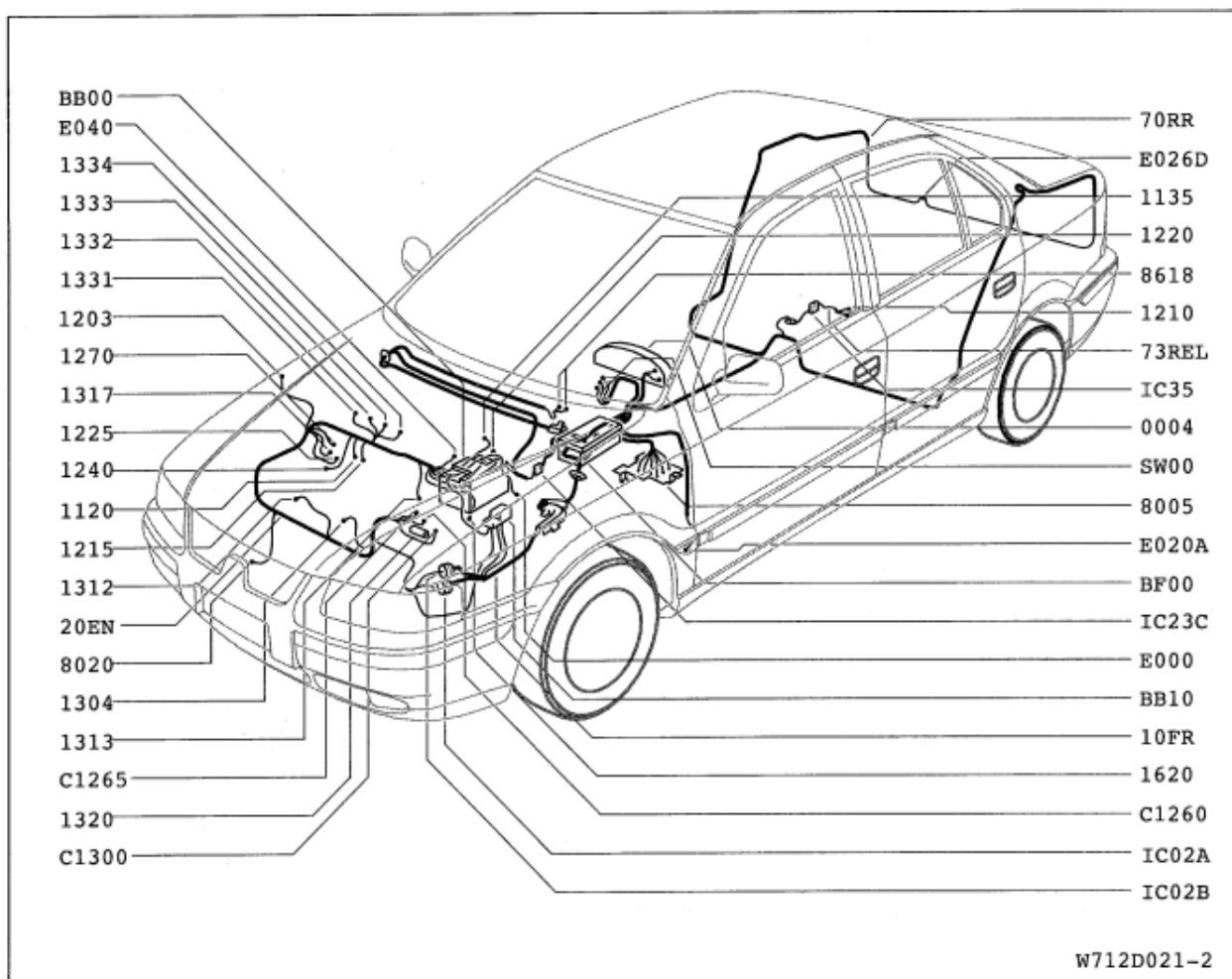


SW00B

Front harness  
Ignition switch (SW00)  
2 pin  
Grey



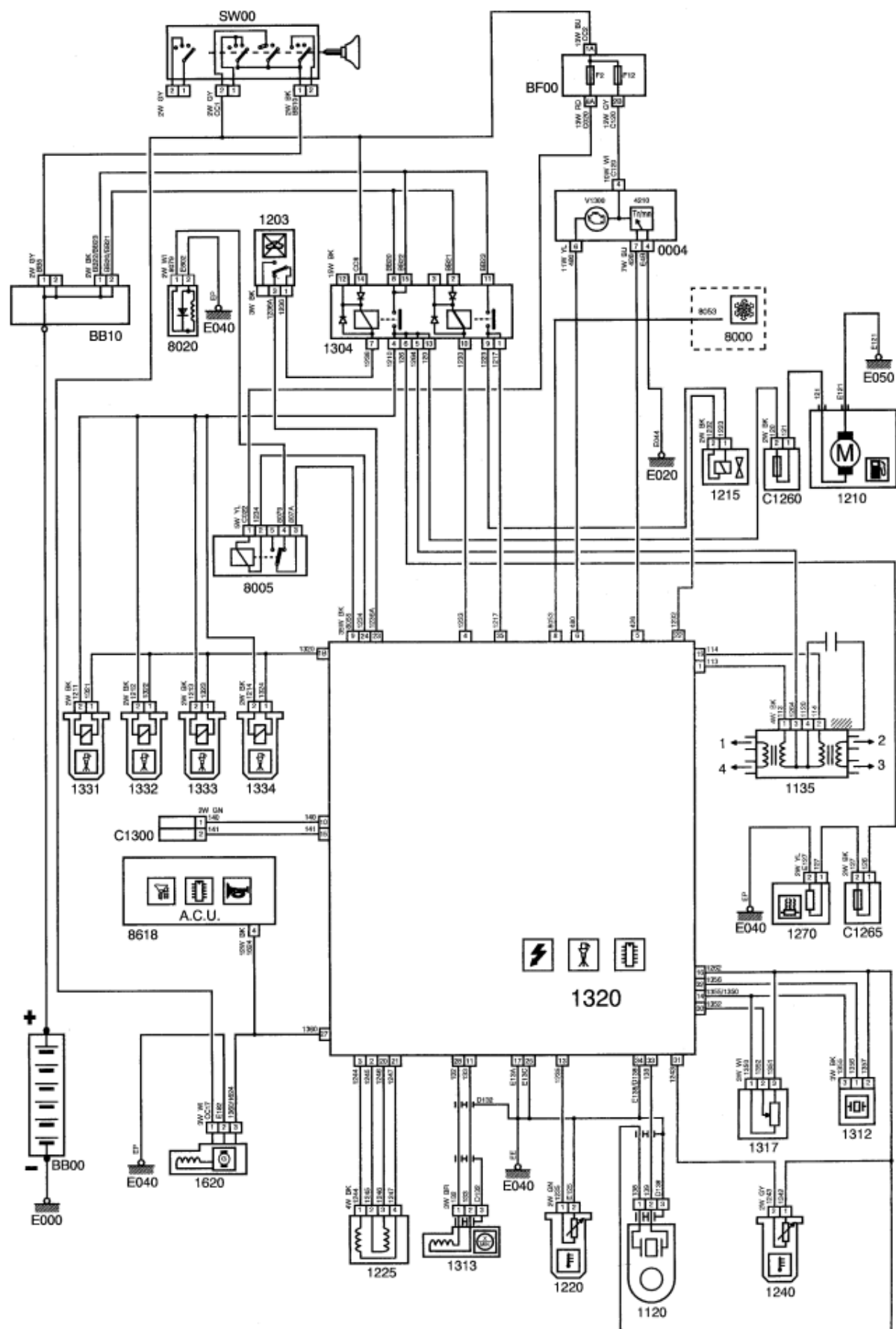
## Injection system (Sagem XU7JP motor without oxygen sensor)



Component Number	Component Description	Connectors	Harness
0004	Instrument cluster V1300=Injection ignition test warning lamp, 4210=tachometer	0004B, 0004C, 0004F	Front
1120	Knock detector (Not used)	1120	Engine
1135	Ignition coil	1135	Engine
1203	Inertial switch	1203	Engine
1210	Fuel pump	1210	Fuel pump
1215	Canister purge solenoid valve (Not used)	1215	Engine
1220	Coolant thermistor	1220	Engine
1225	Idling regulation stepper motor	1225	Engine
1240	Inlet air thermistor	1240	Engine
1270	Throttle housing heater resistor	1270	Engine
1304	Multi-function double relay	1304	Engine
1312	Inlet manifold pressure sensor	1312	Engine
1313	Engine speed sensor	1313	Engine
1317	Injection potentiometer	1317	Engine
1320	E.C.U.	1320	Engine
1331	Injector	1331	Engine
1332	Injector	1332	Engine
1333	Injector	1333	Engine
1334	Injector	1334	Engine
1620	Vehicle speed sensor	1620	Engine

Component Number	Component Description	Connectors	Harness
8005	Air conditioning compressor relay	8005	Front
8020	Air conditioning compressor	8020	Engine
8618	A.C.U.	8168B	Front
BB00	Battery		Front
BB10	Branch box	BB10,BB10B	Engine,Front
BF00	Fuse box (F2,F12)	BF00C,BF00H,BF00J	Front
C1260	Supply pump fuse holder	C1260	Engine
C1265	Throttle housing re-heating resistor fuse holder	C1265	Engine
C1300	Injection ignition test connector	C1300	Engine
E000	Battery Earth point	Battery	Front
E020A	Earth point	Bottom LH-A post	Front
E040	Earth point	Engine	Engine
E026D	Earth point	Rear end Inner	Rear
Interconnector	Front to Engine harness,front to rear harness, Rear to fuel pump harness	IC02A,IC02B,IC23C,IC35	FR-EN,FR-RR,RR-REL
SW00	Ignition switch	SW00A,SW00B	Front

## Schematic

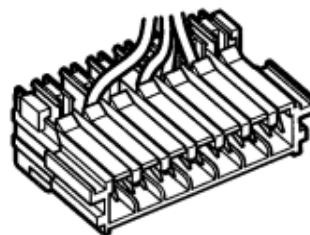
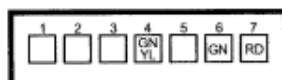




## Colour codes

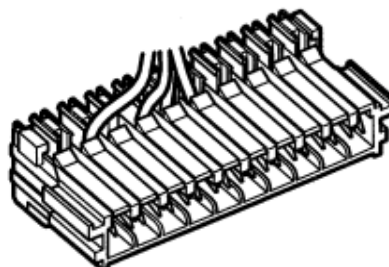
0004B

Front harness  
Instrument cluster (0004)  
7 pin  
Blue



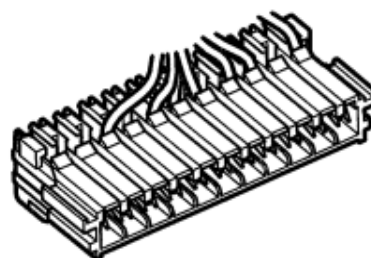
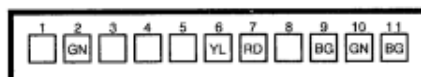
0004C

Front harness  
Instrument cluster (0004)  
10 pin  
White



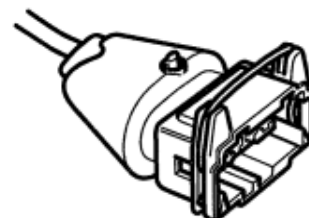
0004F

Front harness  
Instrument cluster (0004)  
11 pin  
Yellow



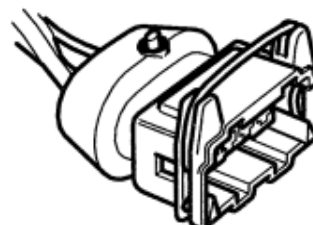
1120

Engine harness  
Knock detector (Not used)  
3 pin  
Green



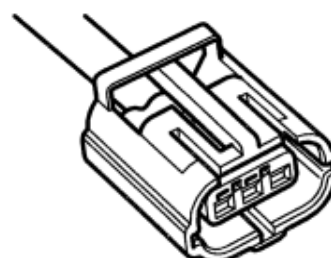
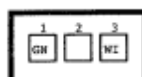
1135

Engine harness  
Oxygen sensor  
4 pin  
Black



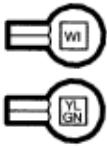

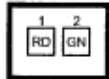
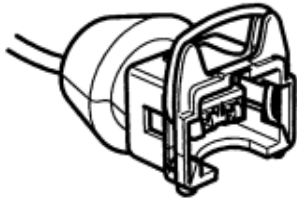
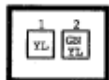
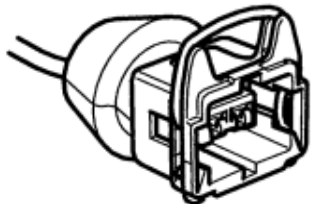

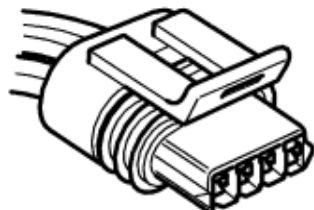

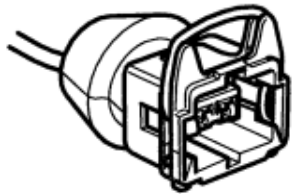
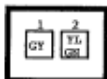
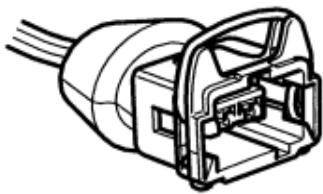
1203

Engine harness  
Inertial switch  
3 pin  
Black





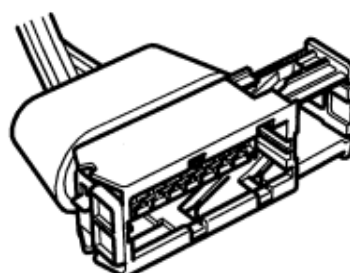
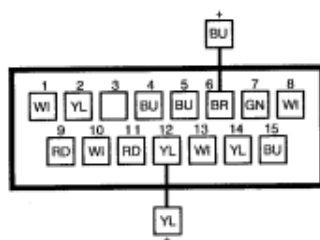
# Colour codes

1210  Fuel Pump harness Fuel Pump 2 x 1 pin		
1215  Engine harness Canister purge solenoid valve (Not used) 2 pin Black		
1220  Engine harness Coolant thermistor 2 pin Green		
1225  Engine harness Idling regulation stepper motor 4 pin Black		
1240  Engine harness Inlet air thermistor 2 pin Grey		
1270  Engine harness Throttle housing heater resistor 2 pin Yellow		

## Colour codes

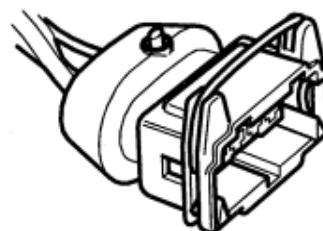
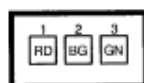
1304

Engine harness  
Injection multi-function  
double relay  
15 pin  
Black



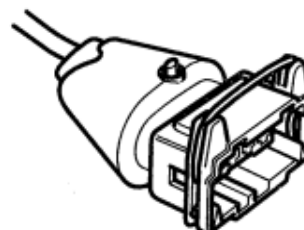
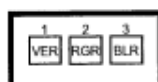
1312

Engine harness  
Inlet manifold pressure sensor  
3 pin  
Black



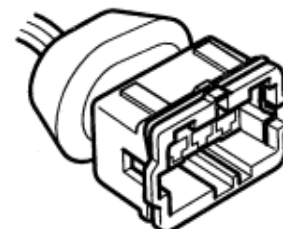
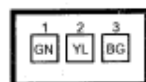
1313

Engine harness  
Engine speed sensor  
3 pin  
Brown



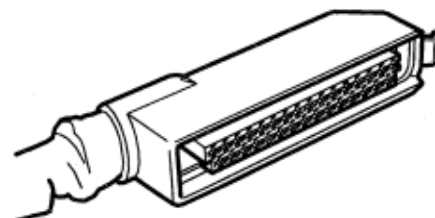
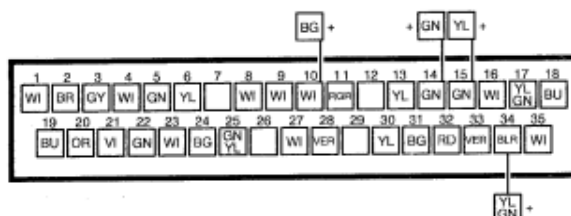
1317

Engine harness  
Injection potentiometer  
3 pin  
White



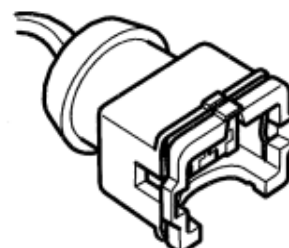
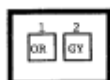
1320 (MM)

Engine harness  
Ignition injection  
control unit  
55 pin  
Black

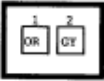
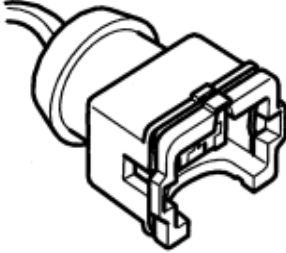
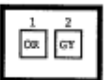
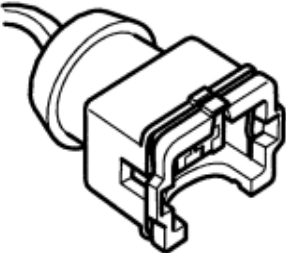
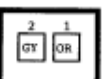
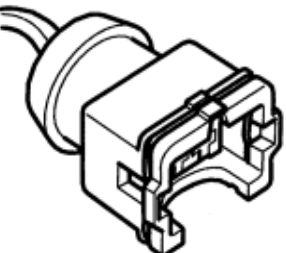
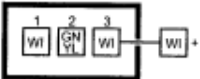
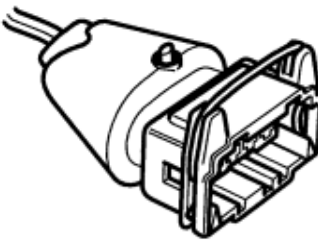
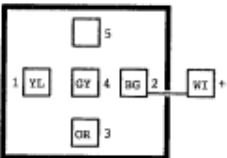
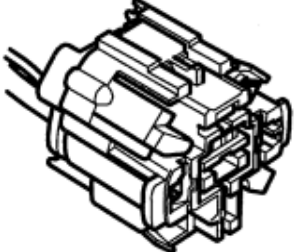
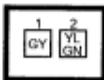
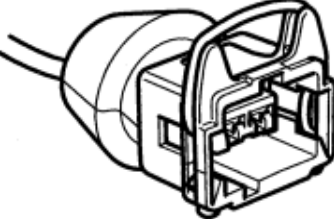


1331

Engine harness  
Injector cylinder 1  
2 pin  
Black



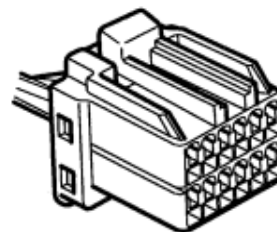
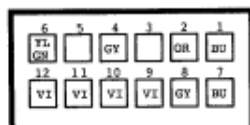
# Colour codes

<p>1332</p> <p>Engine harness Injector cylinder 2 2 pin Black</p>	 
<p>1333</p> <p>Engine harness Injector cylinder 3 2 pin Black</p>	 
<p>1334</p> <p>Engine harness Injector cylinder 4 2 pin Black</p>	 
<p>1620</p> <p>Engine harness Vehicle speed sensor 3 pin White</p>	 
<p>8005</p> <p>Front harness Air condition compressor relay 5 pin green</p>	 
<p>8020</p> <p>Engine harness Air conditioning compressor 2 pin White</p>	 

## Colour codes

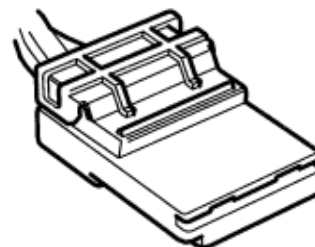
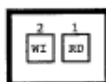
8618B

Front harness  
A.C.U. (8618)  
12 pin  
Black



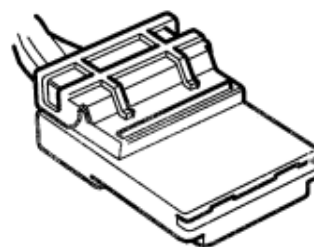
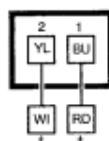
BB10B

Front harness  
Branch box (BB10)  
2 pin  
Black



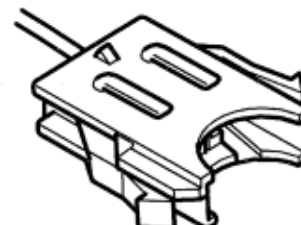
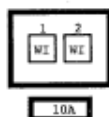
BB10

Engine harness  
Branch box  
2 pin  
Black



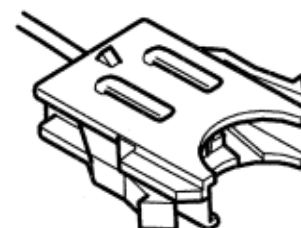
C1260

Engine harness  
Supply pump fuse holder  
2 pin  
Black



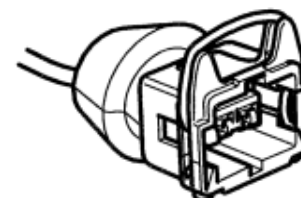
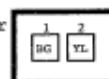
C1265

Engine harness  
Throttle housing fuse holder  
2 pin  
Black



C1300

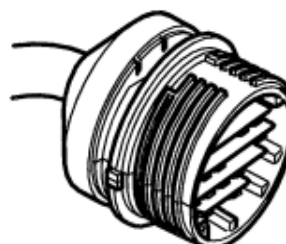
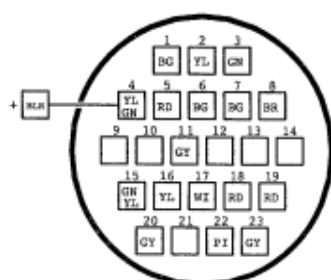
Engine harness  
Injection ignition Test conector  
2 pin  
Green



# Colour codes

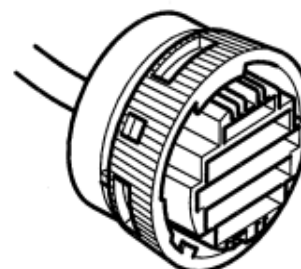
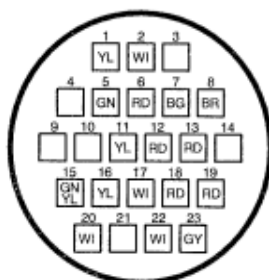
IC02A

Front harness  
Interconnector  
FR-EN  
23 pin  
Black



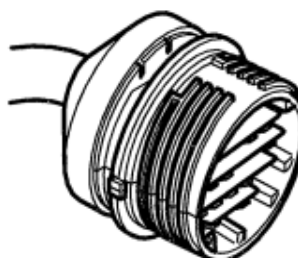
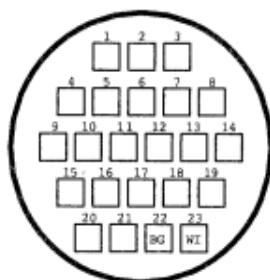
IC02A

Engine harness  
Interconnector  
FR-EN  
23 pin  
Black



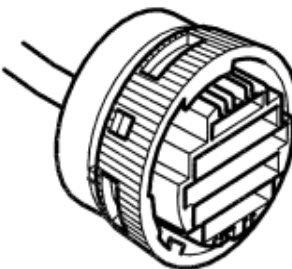
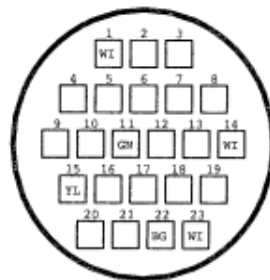
IC02B

Front harness  
Interconnector  
FR-EN  
23 pin  
Brown



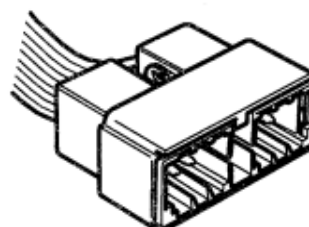
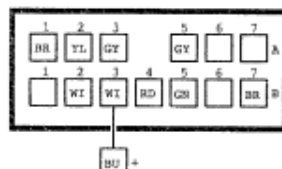
IC02B

Engine harness  
Interconnector  
FR-EN  
23 pin  
Brown



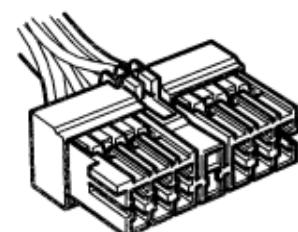
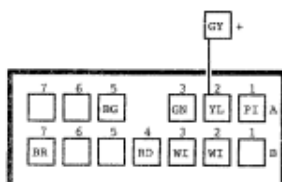
IC23C

Front harness  
Interconnector  
FR-RR  
13 pin  
Grey



IC23C

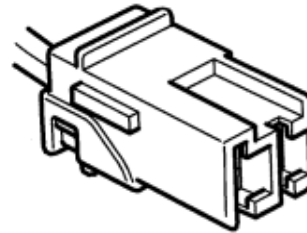
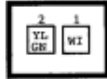
Rear harness  
Interconnector  
FR-RR  
13 pin  
Grey



## Colour codes

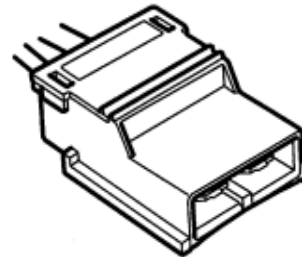
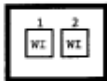
### IC35

Rear harness  
Intrconnector  
RR-REL  
2 pin  
White



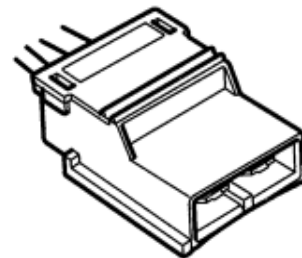
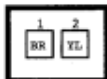
### SW00A

Front harness  
Ignition switch (SW00)  
2 pin  
Black



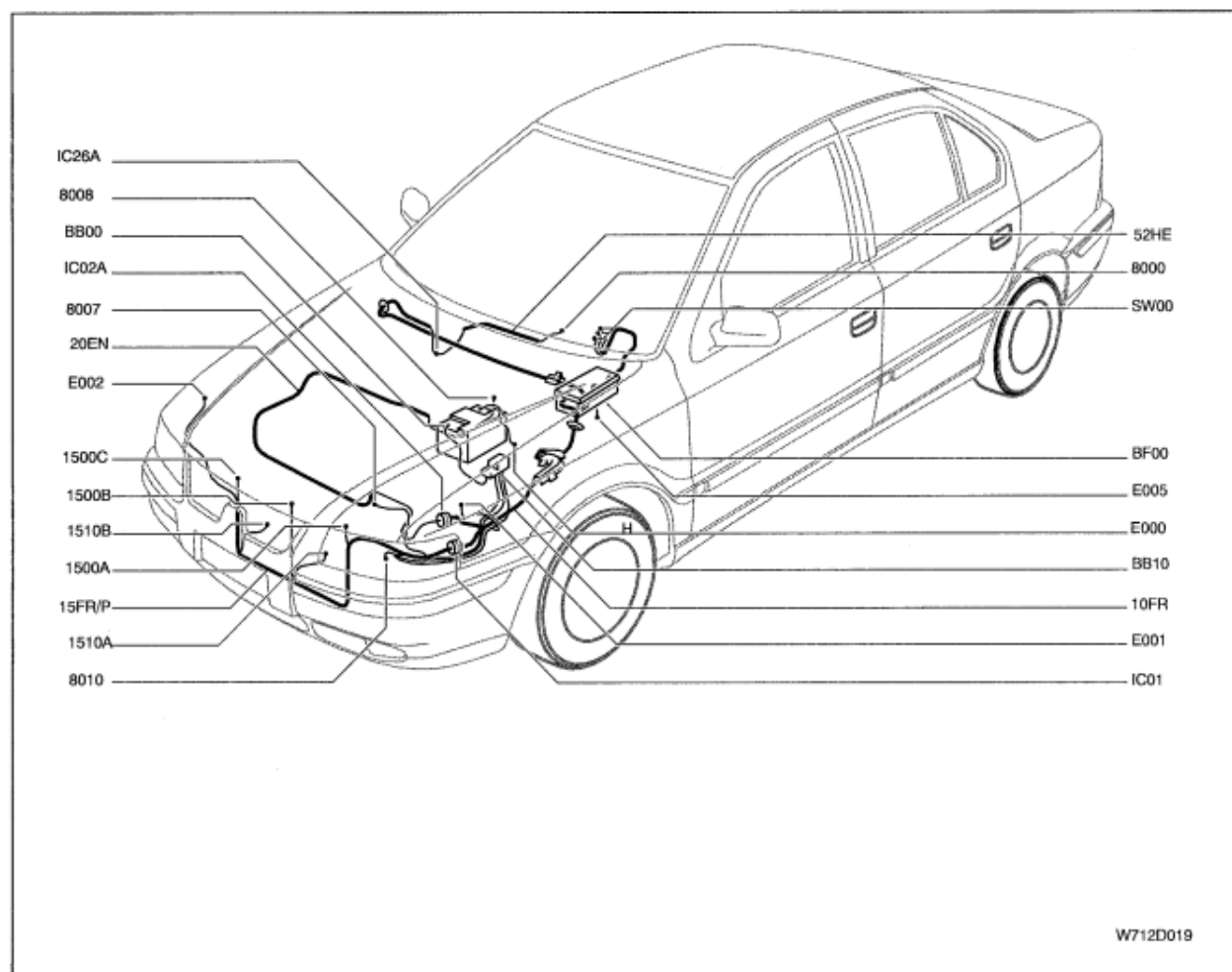
### SW00B

Front harness  
Ignition switch (SW00)  
2 pin  
Grey





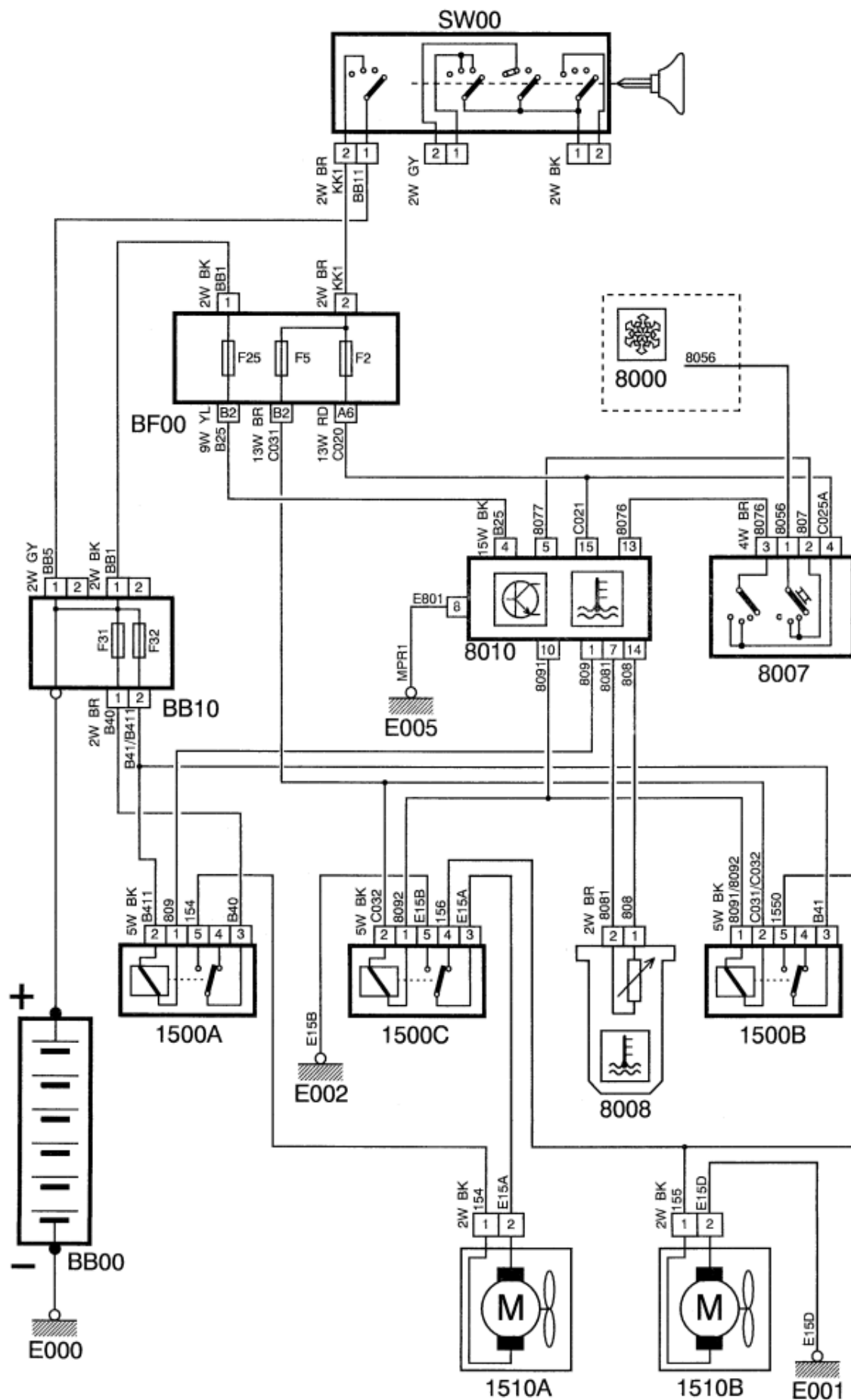
## Engine cooling system (Air conditioning)



Component Number	Component Description	Connectors	Harness
1500A	Fan relay A	1500A	Front panel
1500B	Fan relay B	1500B	Front panel
1500C	Fan relay C	1500C	Front panel
1510A	LH Fan	1510A	Front panel
1510B	RH Fan	1510B	Front panel
8000	Air conditioning switch (Heater panel)	8025	Heater
8007	Pressostat	8007	Front
8008	Air conditioning engine coolant temperature thermistor	8008	Engine
8010	Electrronic box temperature unit	8010	Front
BB00	Battery		Front
BB10	Branch box (F31,F32)	BB10A,BB10B,BB10	Front,Front panel
BF00	Fuse box (F2,F5,F25)	BF00B,BF00E,BF00F,BF00G,BF00H	Front
E000	Battery Earth point	Battery	Front
E001	Earth point	Front LH inner Fender-engine bay	Front panel
E002	Earth point	Front RH inner Fender-engine bay	Front panel
E005	Earth point	LH side Plenum chamber	Front
Interconnector	Front to Front panel harness	IC01	FR-FR/P
Interconnector	Front to Engine harness	IC02A	FR-EN
SW00	Ignition switch	SW00C	Front



## Schematic



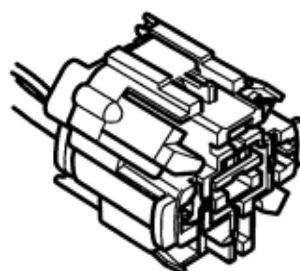
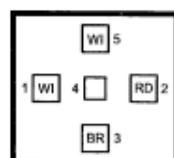
W712D111



## Colour codes

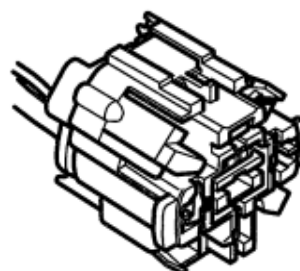
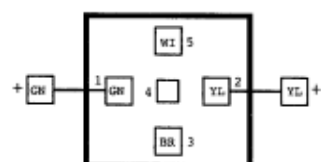
1500A

Front panel harness  
Fan relay  
5 pin  
Black



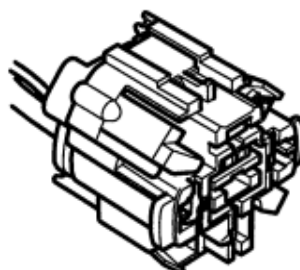
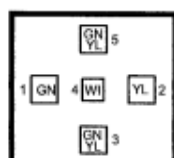
1500B

Front panel harness  
Fan relay  
5 pin  
Black



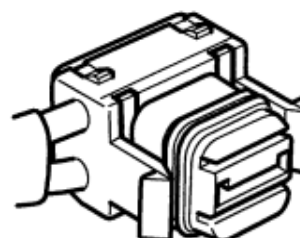
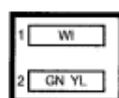
1500C

Front panel harness  
Fan relay  
5 pin  
Black



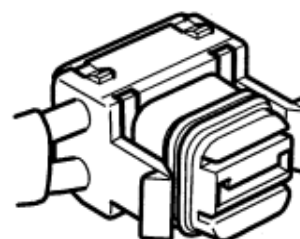
1510A

Front panel harness  
Fan  
2 pin  
Black



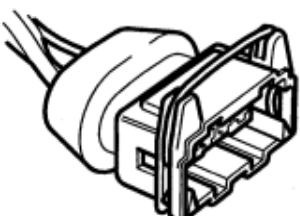
1510B

Front panel harness  
Fan  
2 pin  
Black



8007

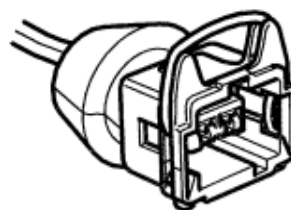
Front harness  
Pressostat  
4 pin  
Brown



## Colour codes

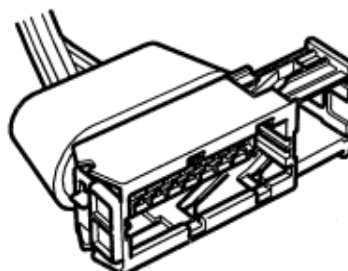
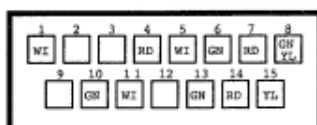
8008

Engine harness  
Air conditioning engine  
coolant temperature  
thermistor  
2 pin  
Brown



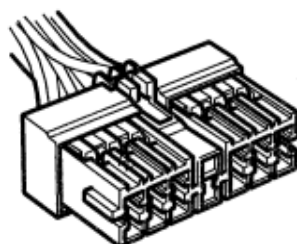
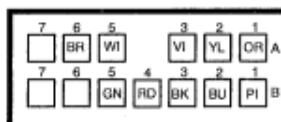
8010

Front harness  
Electronic box  
Temperature unit  
15 pin  
Black



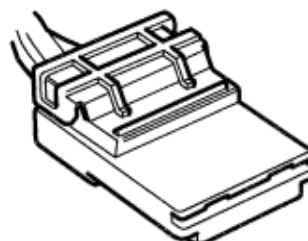
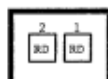
8025

Heater harness  
Heater panel  
13 pin  
Black



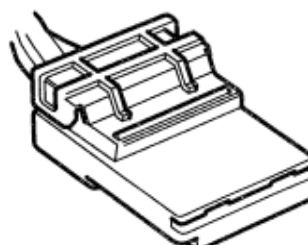
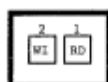
BB10A

Front harness  
Branch box (BB10)  
2 pin  
Black



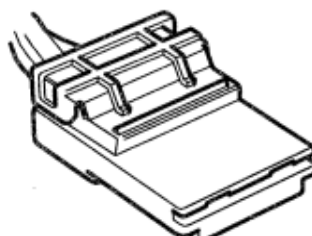
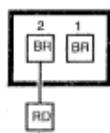
BB10B

Front harness  
Branch box (BB10)  
2 pin  
Black

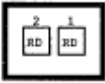
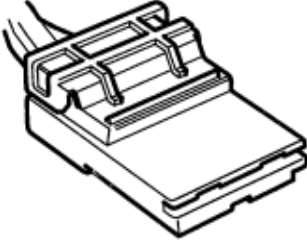

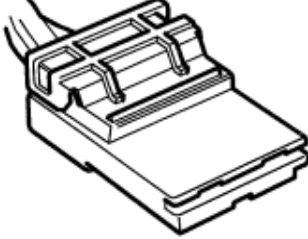
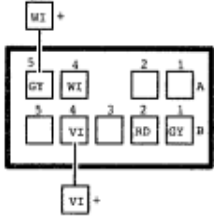
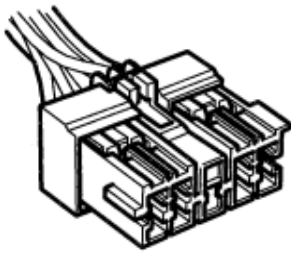
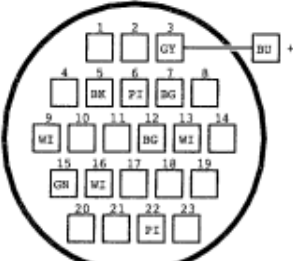
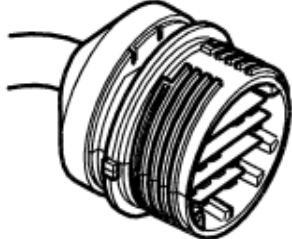
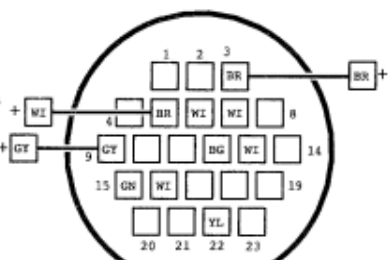
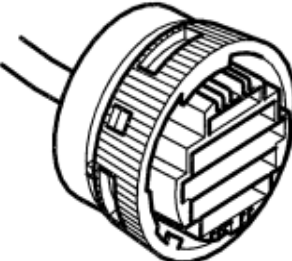
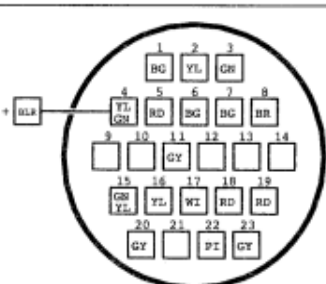
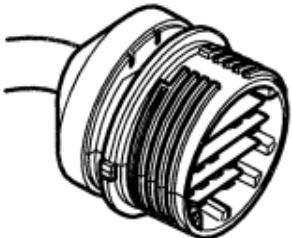


BB10

Front panel harness  
Branch box  
2 pin  
Black



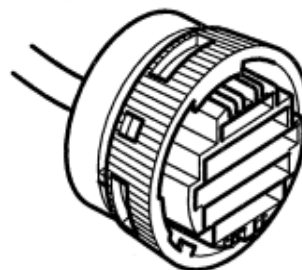
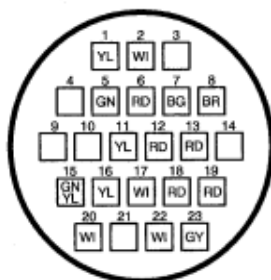
# Colour codes

<p>BF00E</p> <p>Front harness Fuse box (BF00) 2 pin Black</p>	 
<p>BF00F</p> <p>Front harness Fuse box (BF00) 2 pin Brown</p>	 
<p>BF00G</p> <p>Front harness Fuse box (BF00) 9 pin Yellow</p>	 
<p>IC01</p> <p>Front harness Interconnector FR/P-FR 23 pin Grey</p>	 
<p>IC01</p> <p>Front panel harness Interconnector FR/P-FR 23 pin Grey</p>	 
<p>IC02A</p> <p>Front harness Interconnector FR-EN 23 pin Black</p>	 

**Colour codes**

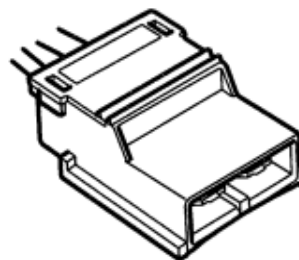
IC02A

Engine harness  
Interconnector  
FR-EN  
23 pin  
Black



SW00C

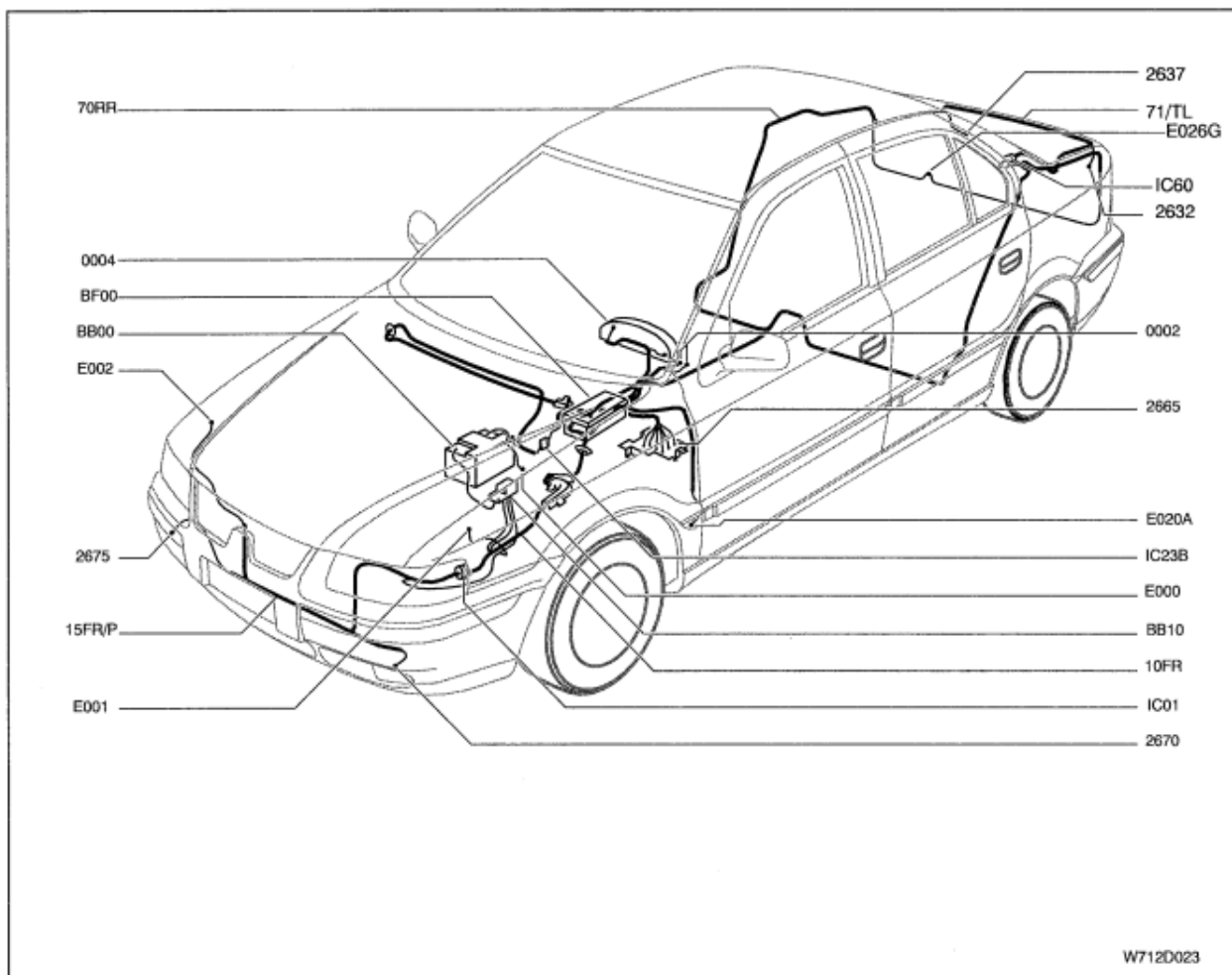
Front harness  
Ignition switch (SW00)  
2 pin  
Brown





## Lighting and Signaling

### Front fog lamps and Rear fog lamps

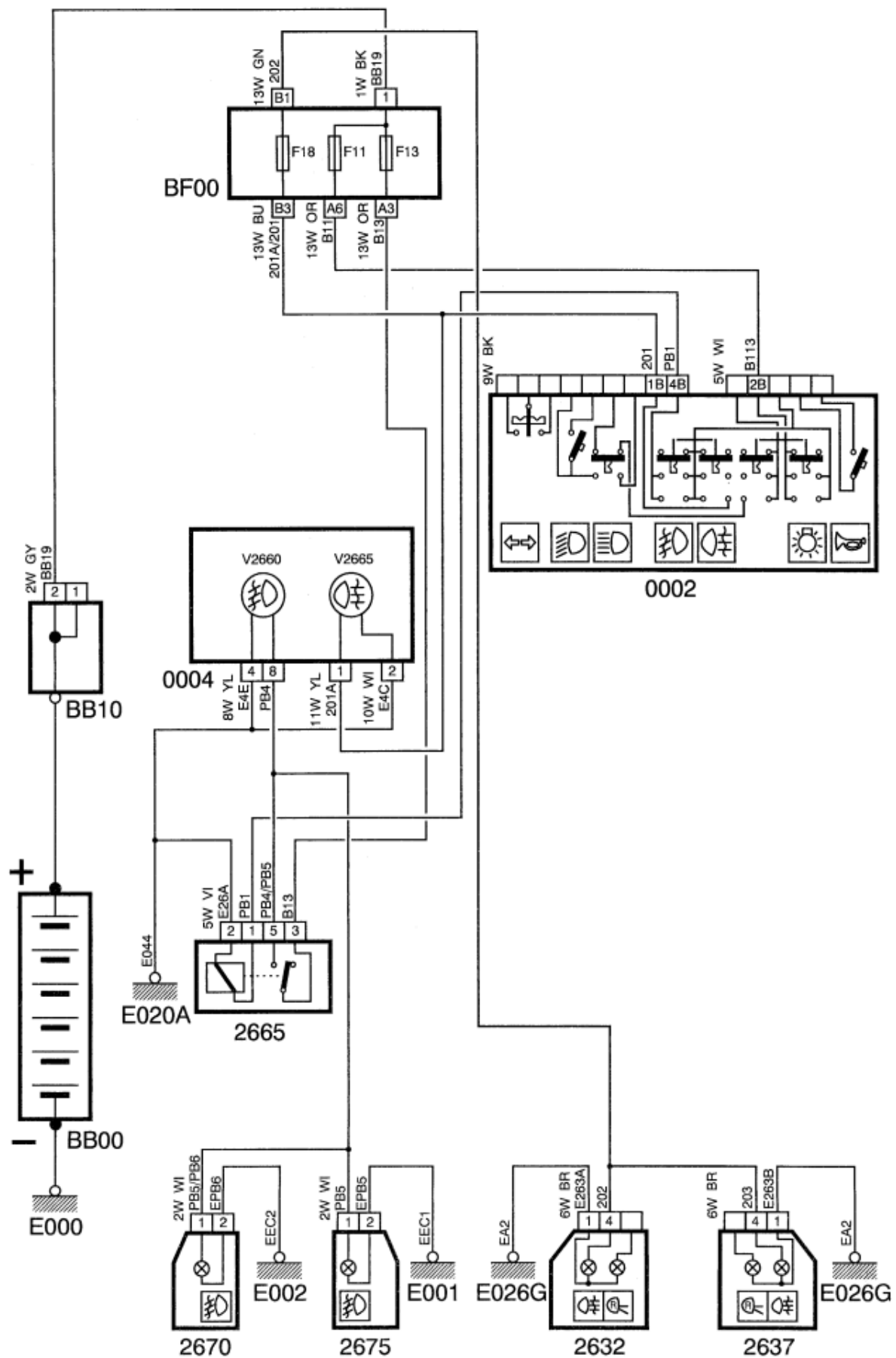


W712D023

Component Number	Component Description	Connectors	Harness
0002	Lighting and signaling switch	2600A,2600B	Front
0004	Instrument cluster	0004A,0004C,0004E	Front
	V2660=Front fog lamp warning lamp		
	V2665=Rear fog lamp warning lamp		
2632	Trunk lid tail lamp (LH)	2632	Trunk lid
2637	Trunk lid tail lamp (RH)	2637	Trunk lid
2665	Front fog lamp relay	2665	Front
2670	LH Front fog lamp	2670	Front panel
2675	RH Front fog lamp	2675	Front panel
BB00	Battery		Front
BB10	Branch box	BB10B	Front
BF00	Fuse box (F11,F13,F18)	BF00A,BF00D,BF00I,BF00J	Front
E000	Battery Earth point	Battery	Front
E001	Earth point	Front LH inner fender-engine bay	Front panel
E002	Earth point	Front RH inner fender-engine bay	Front panel
E020A	Earth point	Bottom LH-A post	Front
E026G	Earth point	Rear panel inner-Boot	Rear
Interconnector	Front to front panel harness,Front to rear harness	IC01, IC23B,IC60	FR-FR/P,RF-RR,TL-RR

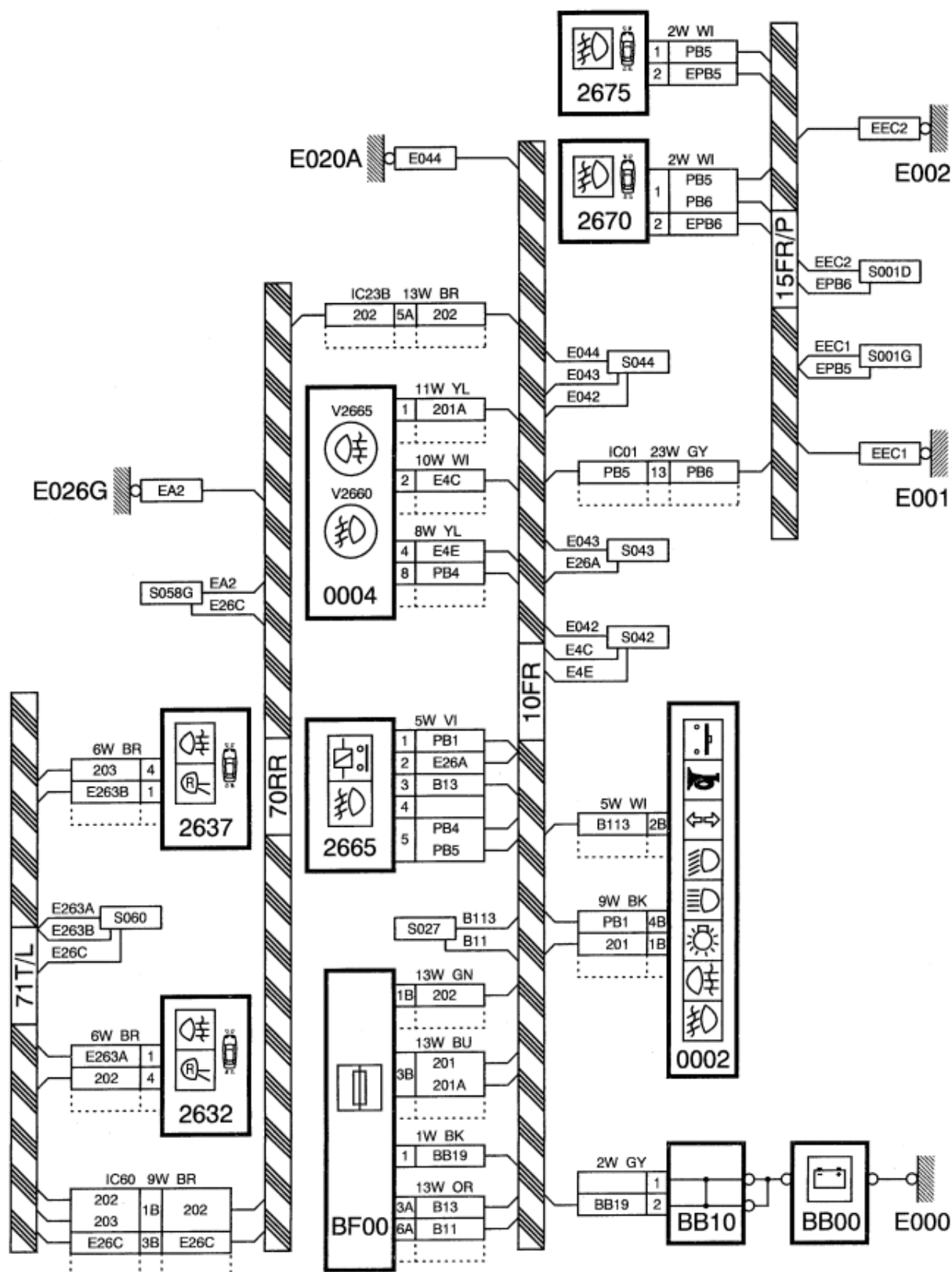


# Schematic



W712D113


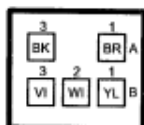
## Circuit



# Colour codes

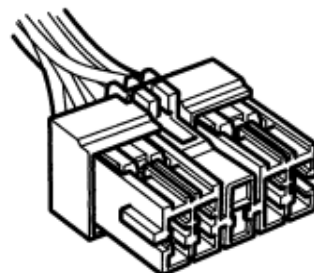
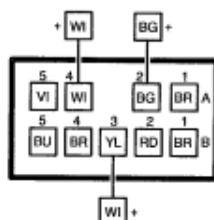
2600A

Front harness  
Light switch  
5 pin  
White



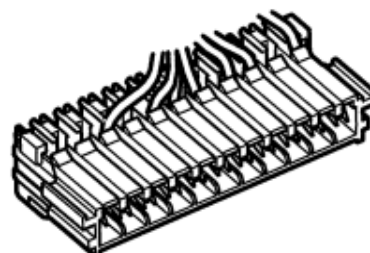
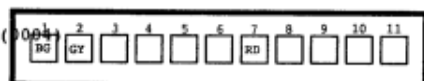
2600B

Front harness  
Light switch  
9 pin  
Black



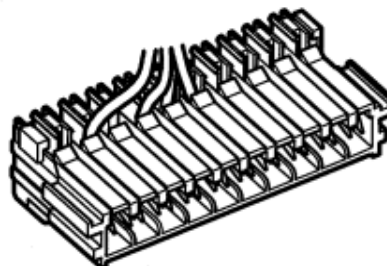
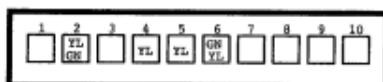
0004A

Front harness  
Instrument cluster (0004)  
11 pin  
Yellow



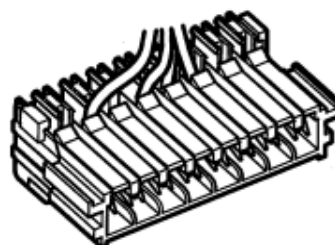
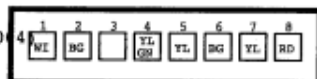
0004C

Front harness  
Instrument cluster (0004)  
10 pin  
White



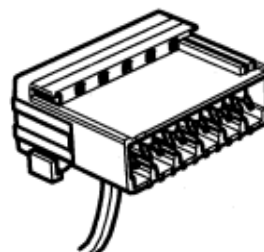
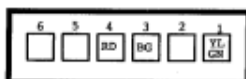
0004E

Front harness  
Instrument cluster (0004)  
8 pin  
Yellow



2632

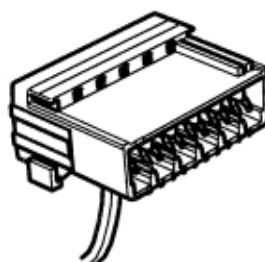
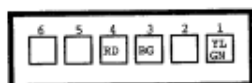
Trunk lid  
harness  
LH trunk lid tail lamp  
6 pin  
Brown



## Colour codes

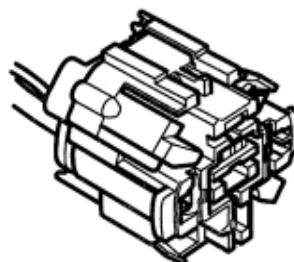
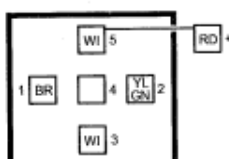
2637

Trunk lid harness  
RH trunk lid tail lamp  
6 pin  
Brown



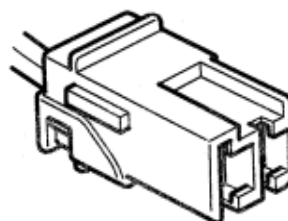
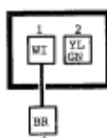
2665

Front harness  
front fog lamp relay  
5 pin  
Violet



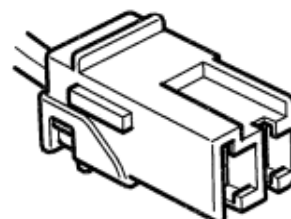
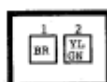
2670

Front panel harness  
LH front fog lamp  
2 pin  
White



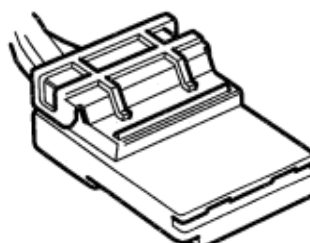
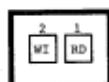
2675

Front panel harness  
RH front fog lamp  
2 pin  
White



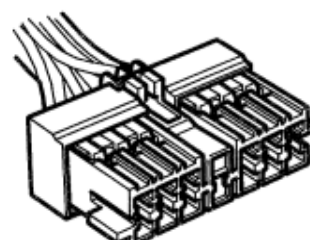
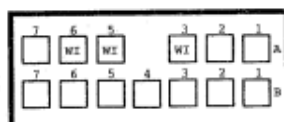
BB10B

Front harness  
Branch box (BB10)  
2 pin  
Black



BF00A

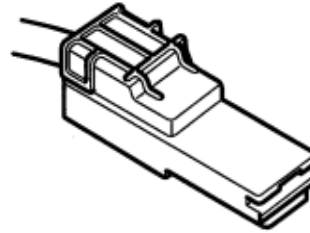
Front Harness  
Fuse Box (BF00)  
13 pin  
Orange



## Colour codes

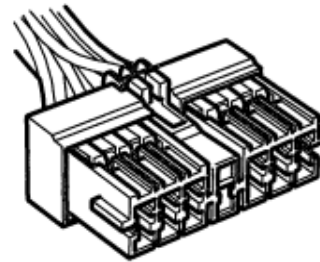
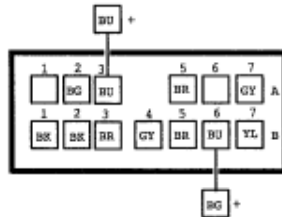
BF00D

Front Harness  
Fuse Box(BF00)  
1 pin  
Black



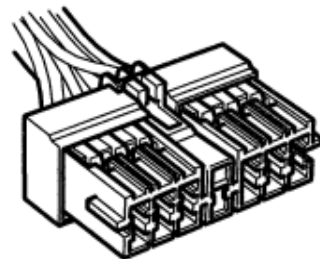
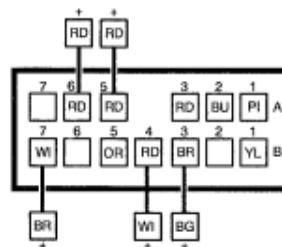
BF00I

Front harness  
Fuse box (BF00)  
13 pin  
Green



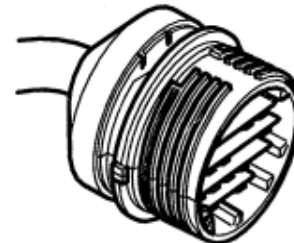
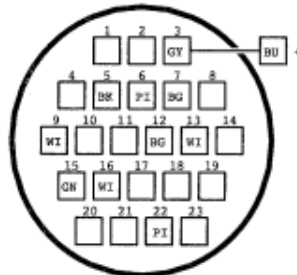
BF00J

Front harness  
Fuse box (BF00)  
13 pin  
Blue



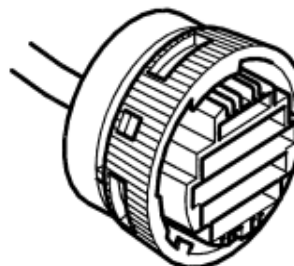
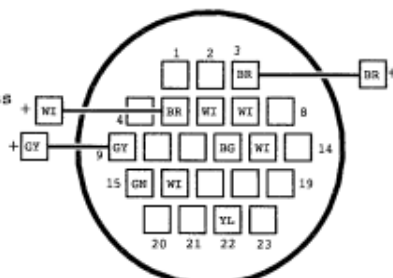
IC01

Front harness  
Interconnector  
FR/P-FR  
23 pin  
Grey



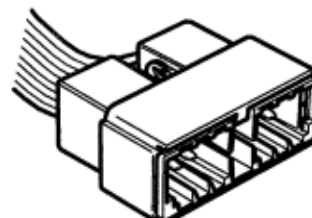
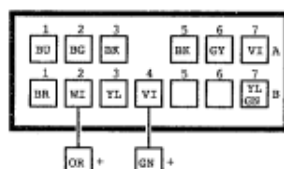
IC01

Front panel harness	
Interconnector	
FR/P-FR	4
23 pin	
Grey	



IC23B

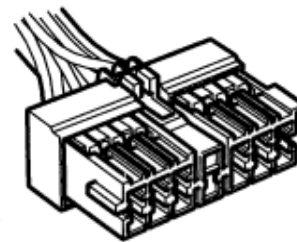
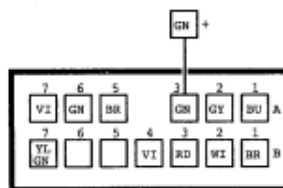
Front harness  
Interconnector  
FR-RR  
13 pin  
Brown



## Colour codes

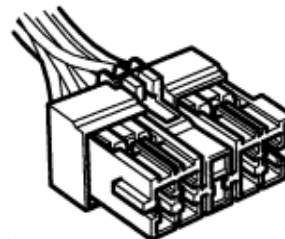
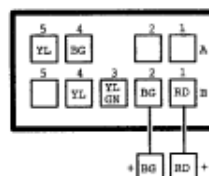
IC23B

Rear harness  
Interconnector  
FR-RR  
13 pin  
Brown



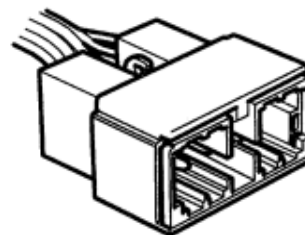
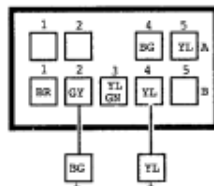
IC60

Trunk lid harness  
Interconnector  
TL-RR  
9 pin  
Brown



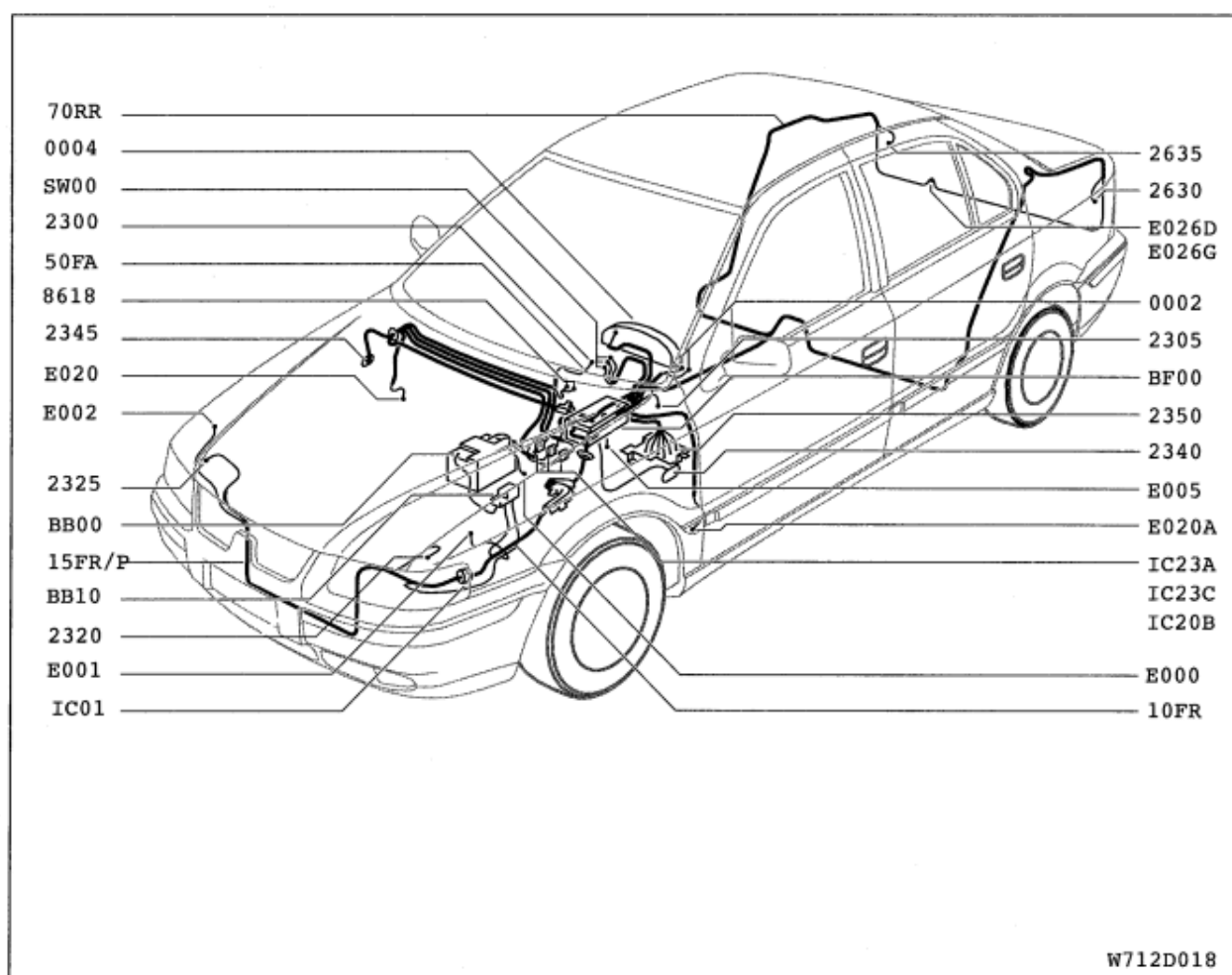
IC60

Rear harness  
Interconnector  
RR-TL  
9 pin  
Brown





## Direction indicators and Hazrad warning

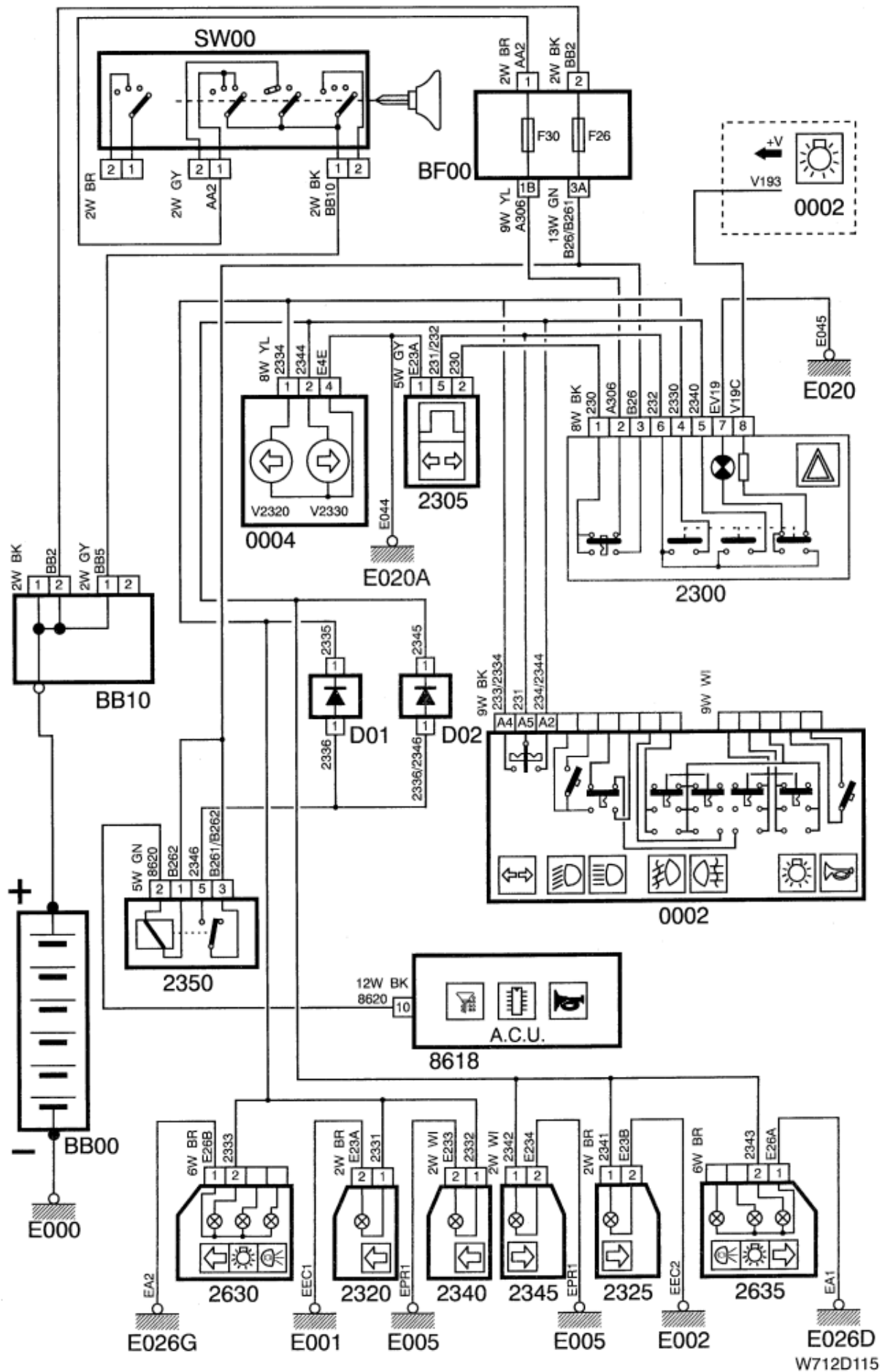


Component Number	Component Description	Connectors	Harness
0002	Lighting and signaling switch	2600B	Front
0004	Instrument cluster	0004E	Front
	V2320=LH Direction indicator warning lamp		
	V2330=RH Direction indicator warning lamp		
2300	Hazard warning switch	2300	Instrument panel
2305	Flasher unit	2305	Front
2320	Front direction indicator lamp (LH)	2320	Front panel
2325	Front direction indicator lamp (RH)	2325	Front panel
2340	LH Side repeater lamp	2340	Front
2345	RH Side repeater lamp	2345	Front
2350	Flasher relay	2350	Front
2630	LH Tail lamp	2630	Rear
2635	RH Tail lamp	2635	Rear
8618	A.C.U.	8618B	Front
BB00	Battery		Front
BB10	Branch box	BB10A, BB10B	Front
BF00	Fuse box (F26, F30)	BF00E, BF00F, BF00G, BF00I	Front



Component Number	Component Description	Connectors	Harness
E000	Battery Earth point	Battery	Front
E001	Earth point	Front LH inner fender-engine bay	Front panel
E002	Earth point	Front RH inner fender-engine bay	Front panel
E005	Earth point	LH side Plenum chamber	Front
E020	Earth point	Bottom RH-A post	Front
E020A	Earth point	Bottom LH-A post	Front
E026D	Earth point	Rear panel inner-Boot	Rear
E026G	Earth point	Rear panel inner-Boot	Rear
Interconnector	Front to rear harness	IC23A, IC23C	FR-RR
Interconnector	Front to instrument harness	IC20A, IC20B	FR-FA
Interconnector	Front to front panel harness	IC01	FRP-FR
SW00	Ignition switch	SW00A, SW00B	Front

## Schematic

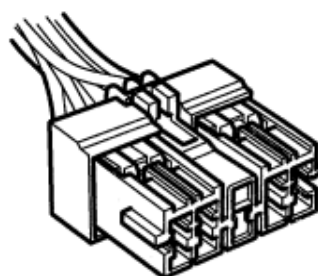
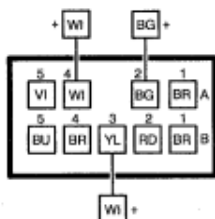




## Colour codes

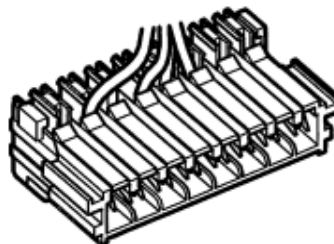
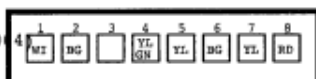
2600B

Front harness  
Light switch  
9 pin  
Black



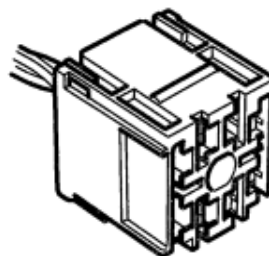
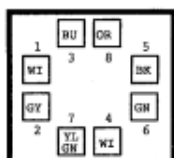
0004E

Front harness  
Instrument cluster (0004E)  
8 pin  
Yellow



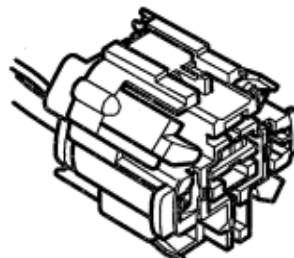
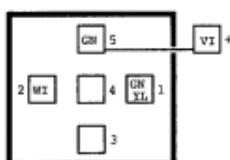
2300

Instrument panel harness  
Hazard warning switch  
8 pin  
Black



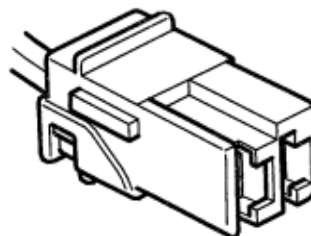
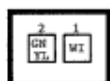
2305

Front harness  
Flasher unit  
5 pin  
Gray



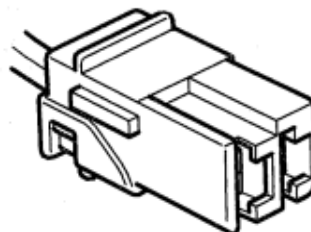
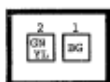
2320

Front panel harness  
LH front direction  
indicator lamp  
2 pin  
Brown



2325

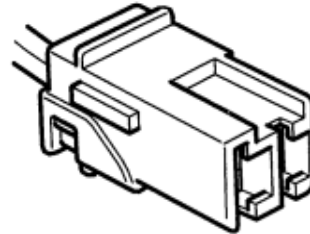
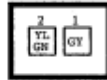
Front panel harness  
RH front direction  
indicator lamp  
2 pin  
Brown



# Colour codes

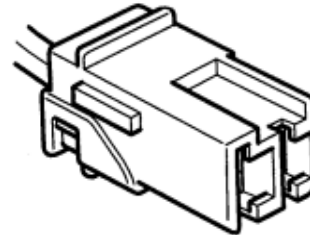
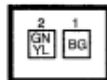
2340

Front harness  
LH side repeater flasher  
2 pin  
White



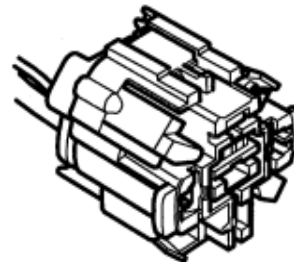
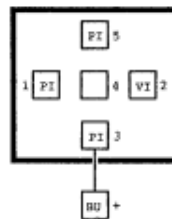
2345

Front harness  
RH side repeater flasher  
2 pin  
White



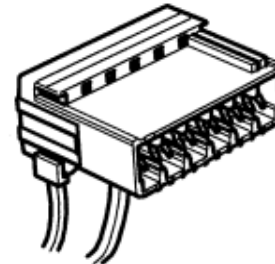
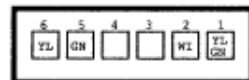
2350

Front harness  
Flasher relay  
5 pin  
Green



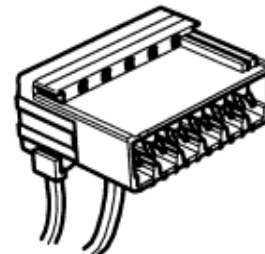
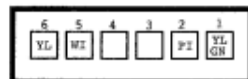
2630

Rear harness  
LH tail lamp  
6 pin  
Brown



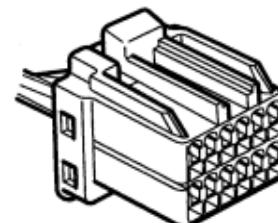
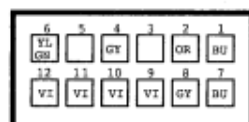
2635

Rear harness  
RH Tail lamp  
6 pin  
Brown



8618B

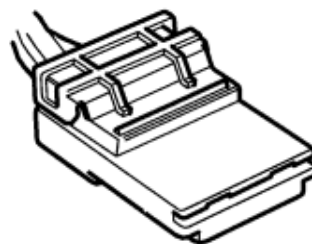
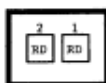
Front harness  
A.C.U. (8618)  
12 pin  
Black



## Colour codes


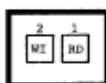
BB10A

Front harness  
Branch box (BB10)  
2 pin  
Black



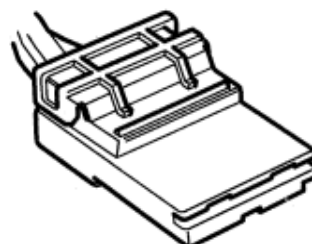
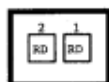
BB10B

Front harness  
Branch box (BB10)  
2 pin  
Black



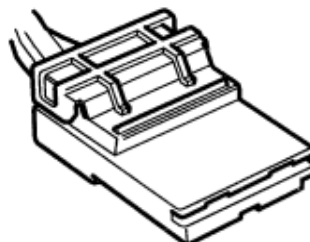
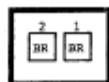
BF00E

Front harness  
Fuse box (BF00)  
2 pin  
Black



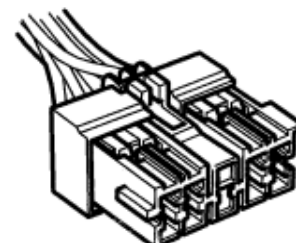
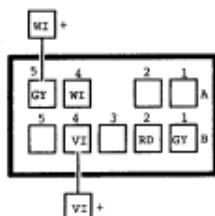
BF00F

Front harness  
Fuse box (BF00)  
2 pin  
Brown



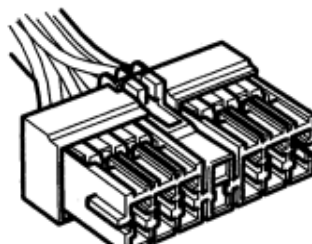
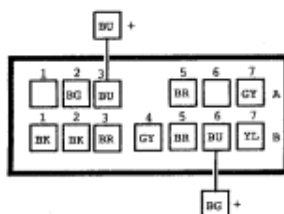
BF00G

Front harness  
Fuse box (BF00)  
9 pin  
Yellow



BF00I

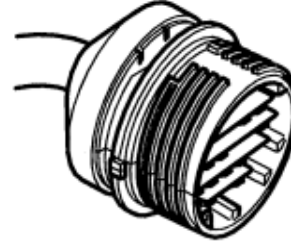
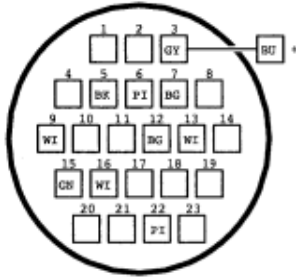
Front harness  
Fuse box (BF00)  
13 pin  
Green



## Colour codes

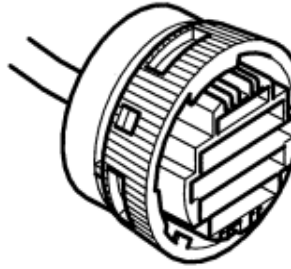
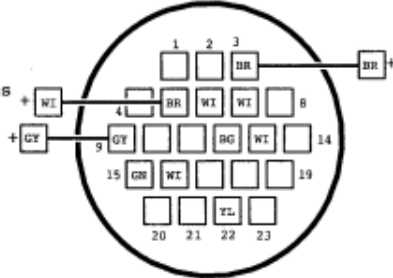
IC01

Front harness  
Interconnector  
FR/P-FR  
23 pin  
Grey



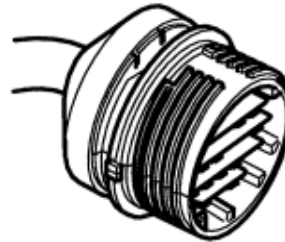
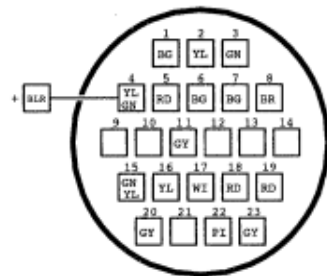
IC01

Front panel harness  
Interconnector  
FR/P-FR  
23 pin  
Grey



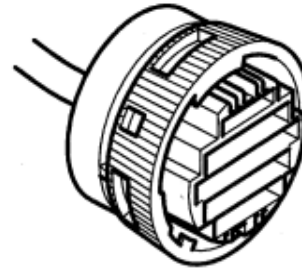
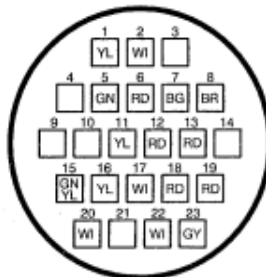
IC02A

Front harness  
Interconnector  
FR-EN  
23 pin  
Black



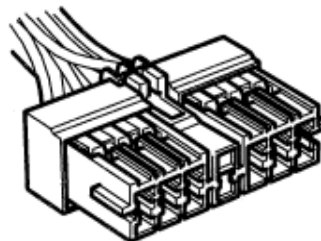
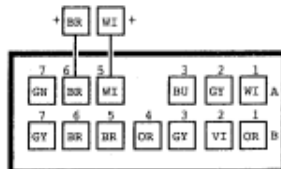
IC02A

Engine harness  
Interconnector  
FR-EN  
23 pin  
Black



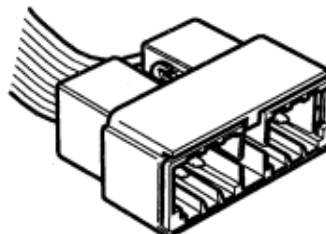
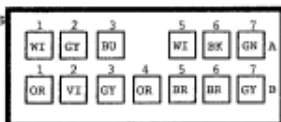
IC20B

Front harness  
Interconnector  
FA-FR  
13 pin  
Black



IC20B

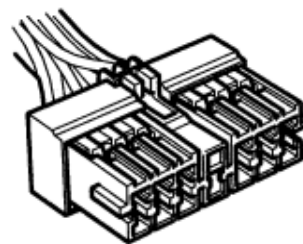
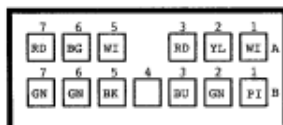
Instrument panel harness  
Interconnector  
FA-FR  
13 pin  
Black



## Colour codes

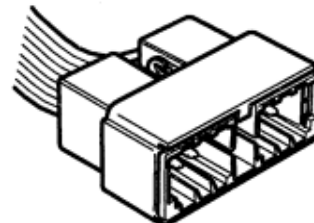
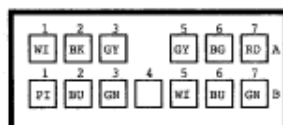
IC23A

Rear harness  
Interconnector  
FR-RR  
13 pin  
Black



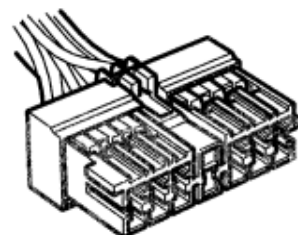
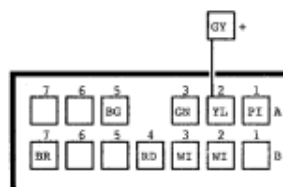
IC23A

Front harness  
Interconnector  
FR-RR  
13 pin  
Black



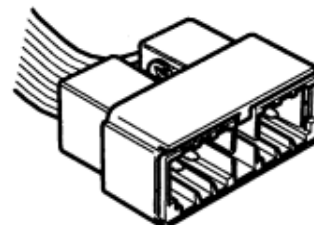
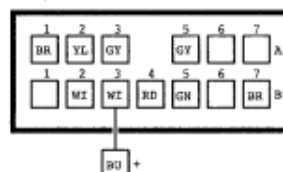
IC23C

Rear harness  
Interconnector  
FR-RR  
13 pin  
Grey



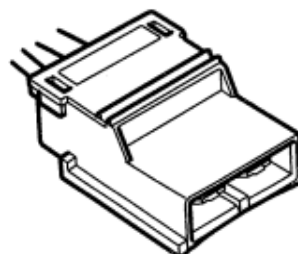
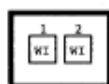
IC23C

Front harness  
Interconnector  
FR-RR  
13 pin  
Grey



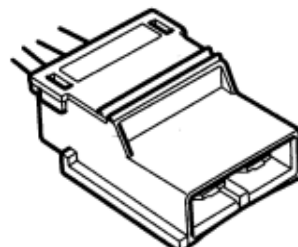
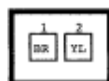
SW00A

Front harness  
Ignition switch (SW00)  
2 pin  
Black



SW00B


Front harness  
Ignition switch (SW00)  
2 pin  
Grey





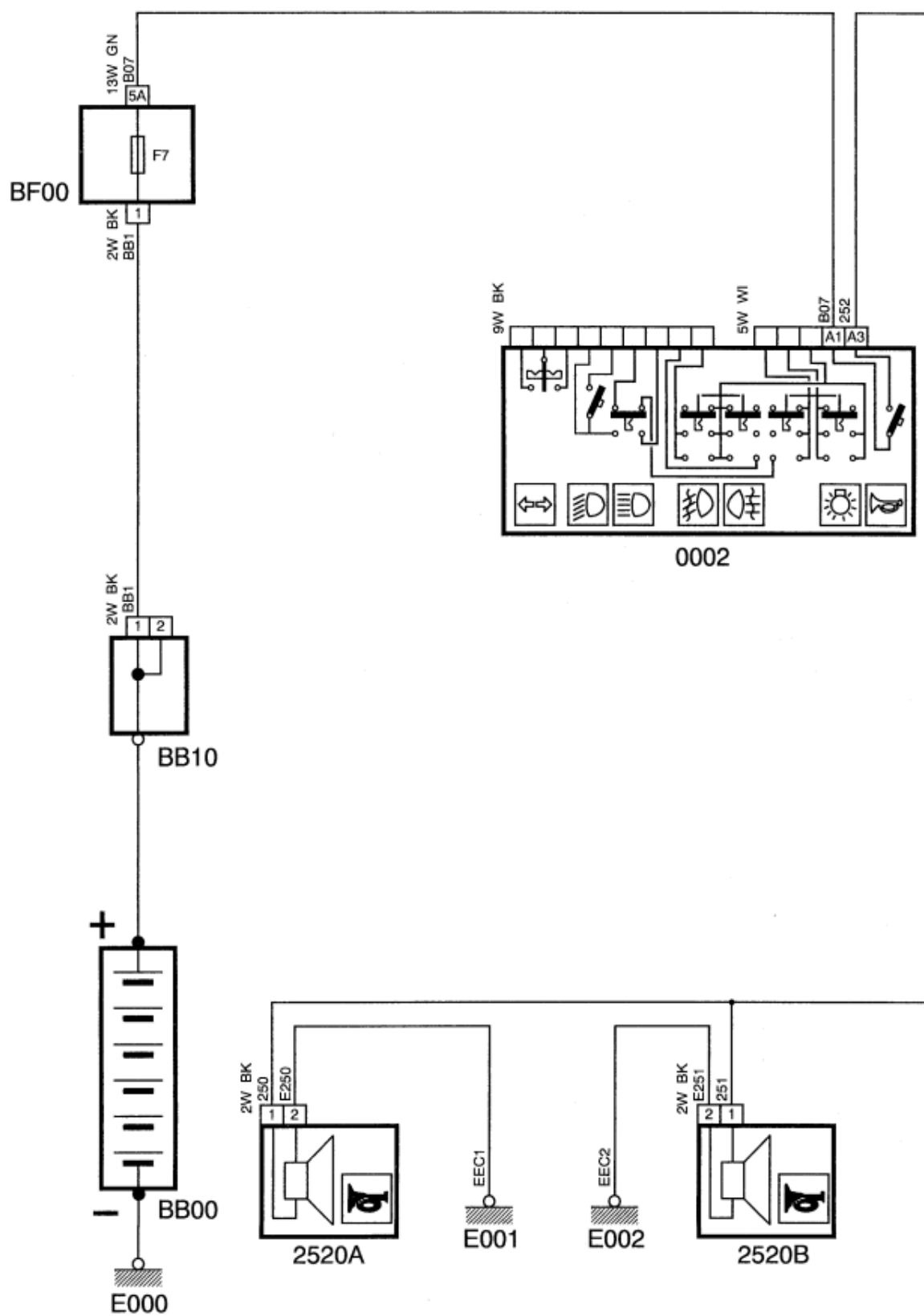


## Horns

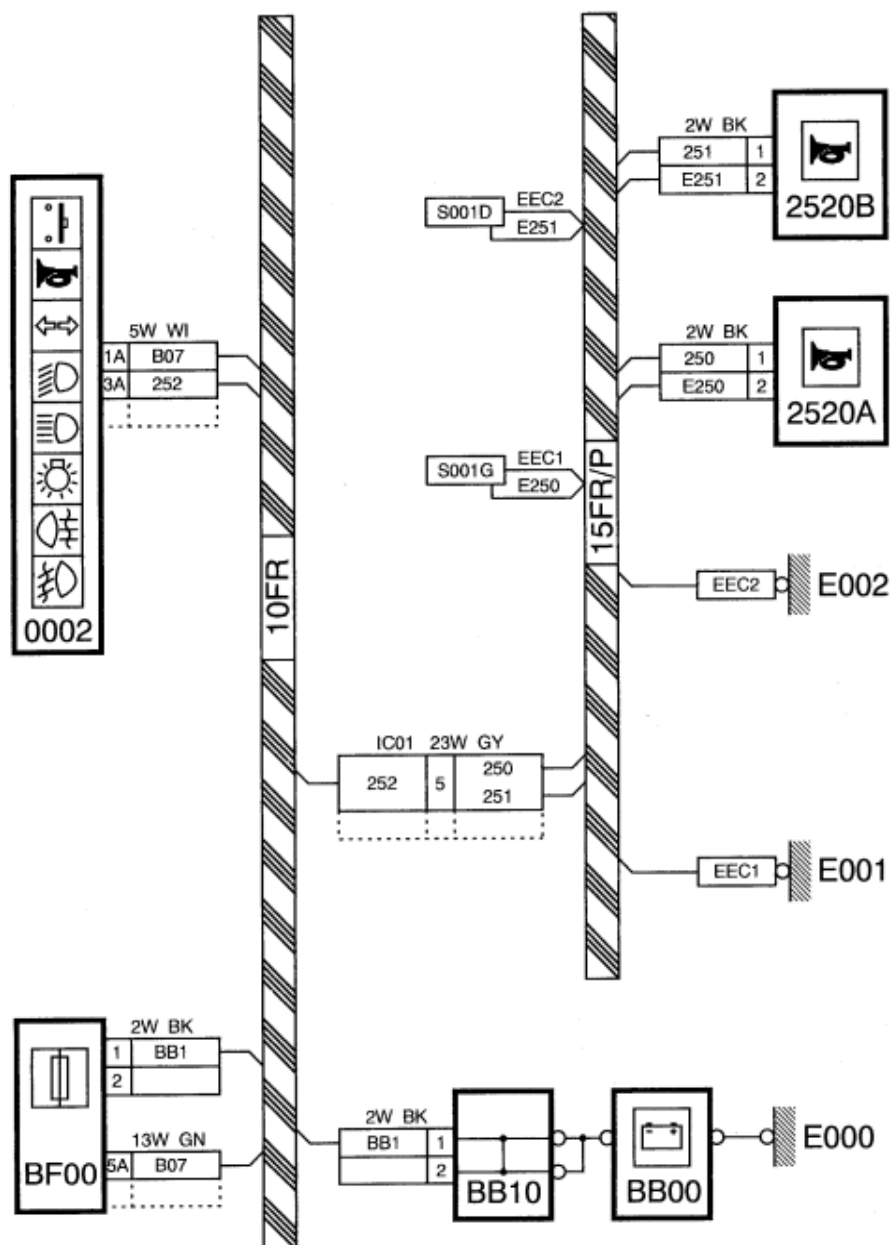


Component Number	Component Description	Connectors	Harness
0002	Lighting and signaling switch	2600A	Front
2520A	Horn LH	2520A	Front panel
2520B	Horn RH	2520B	Front panel
BB00	Battery		Front
BB10	Branch box	BB10A	Front
BF00	Fuse box (F7)	BF00E,BF00I	Front
E000	Battery Earth point	Battery	Front
E001	Earth point	Front LH inner fender-engine bay	Front panel
E002	Earth point	Front RH inner fender-engine bay	Front panel
Interconnector	Front panel to Front harness	IC01	FR/P-FR

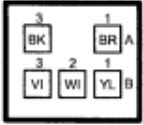
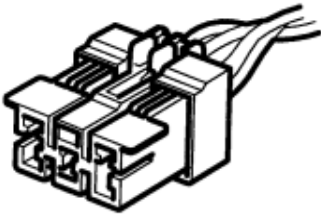
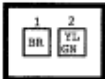
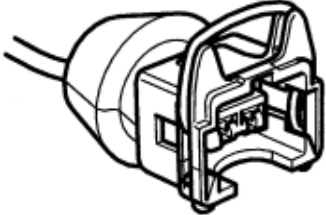
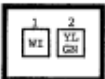
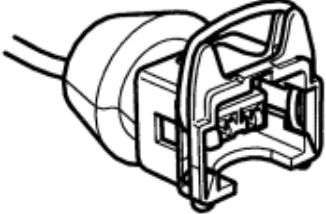
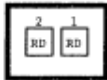
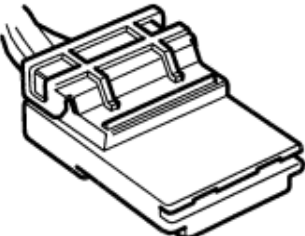

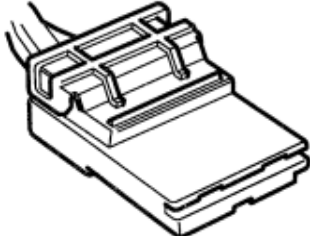
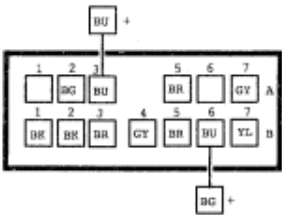
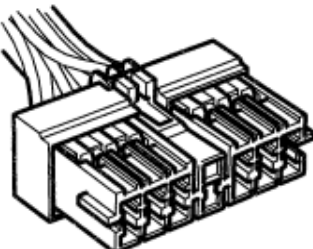
# Schematic



## Circuit



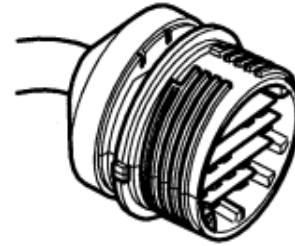
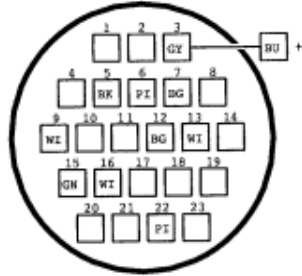
# Colour codes

2600A  Front harness Light switch 5 pin White		
2520A  Front panel harness Fan 2 pin Black		
2520B  Front panel harness Fan 2 pin Black		
BB10A  Front harness Branch box (BB10) 2 pin Black		
BF00E  Front harness Fuse box (BF00) 2 pin Black		
BF00I  Front harness Fuse box (BF00) 13 pin Green		

## Colour codes

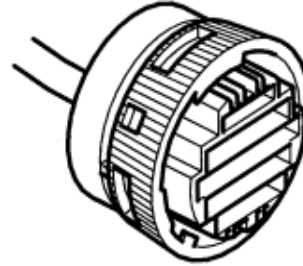
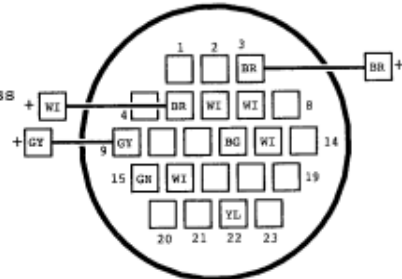
IC01

Front harness  
Interconnector  
FR/P-FR  
23 pin  
Grey




IC01

Front panel harness  
Interconnector  
FR/P-FR  
23 pin  
Grey





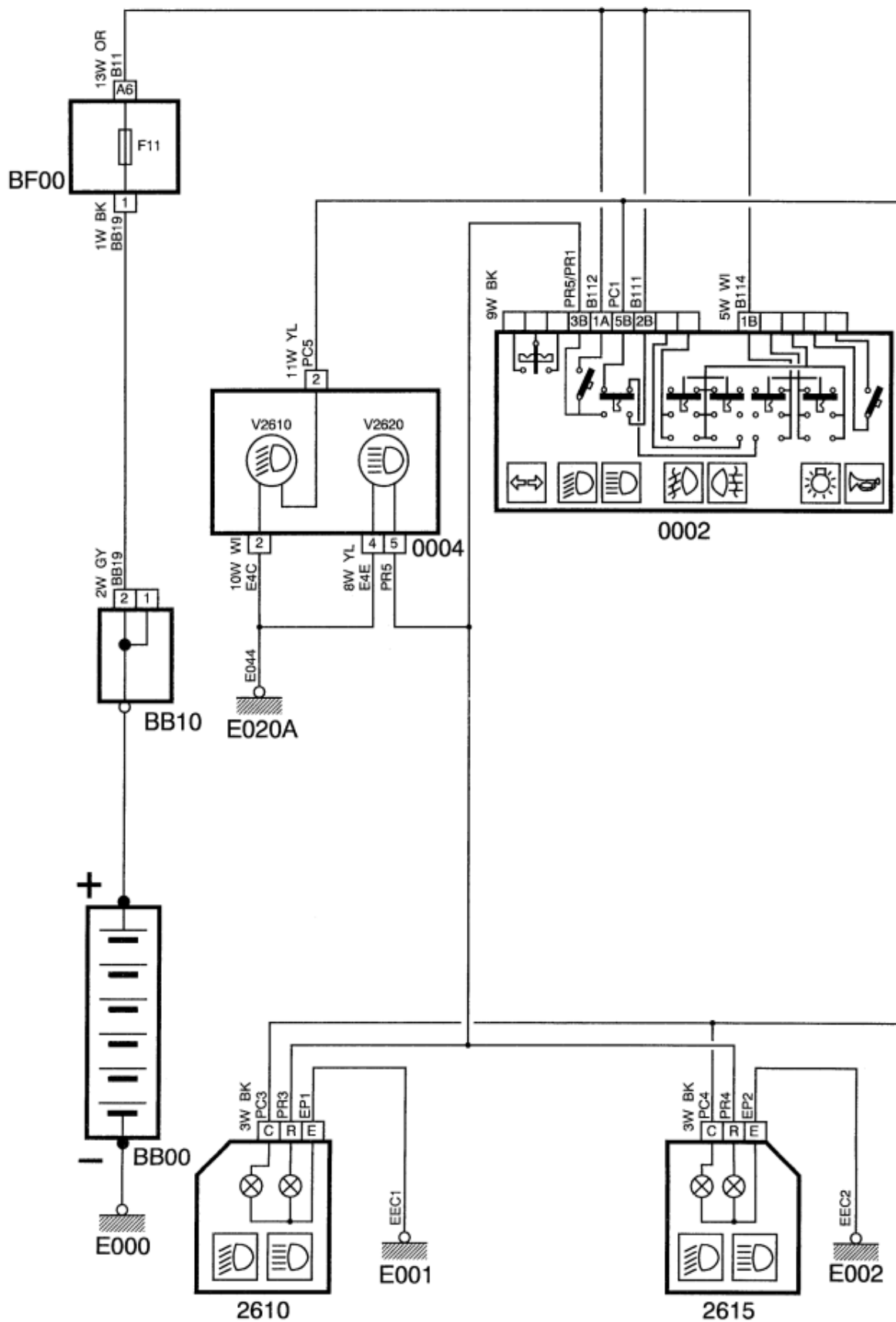
## Dipped beam and Main beam



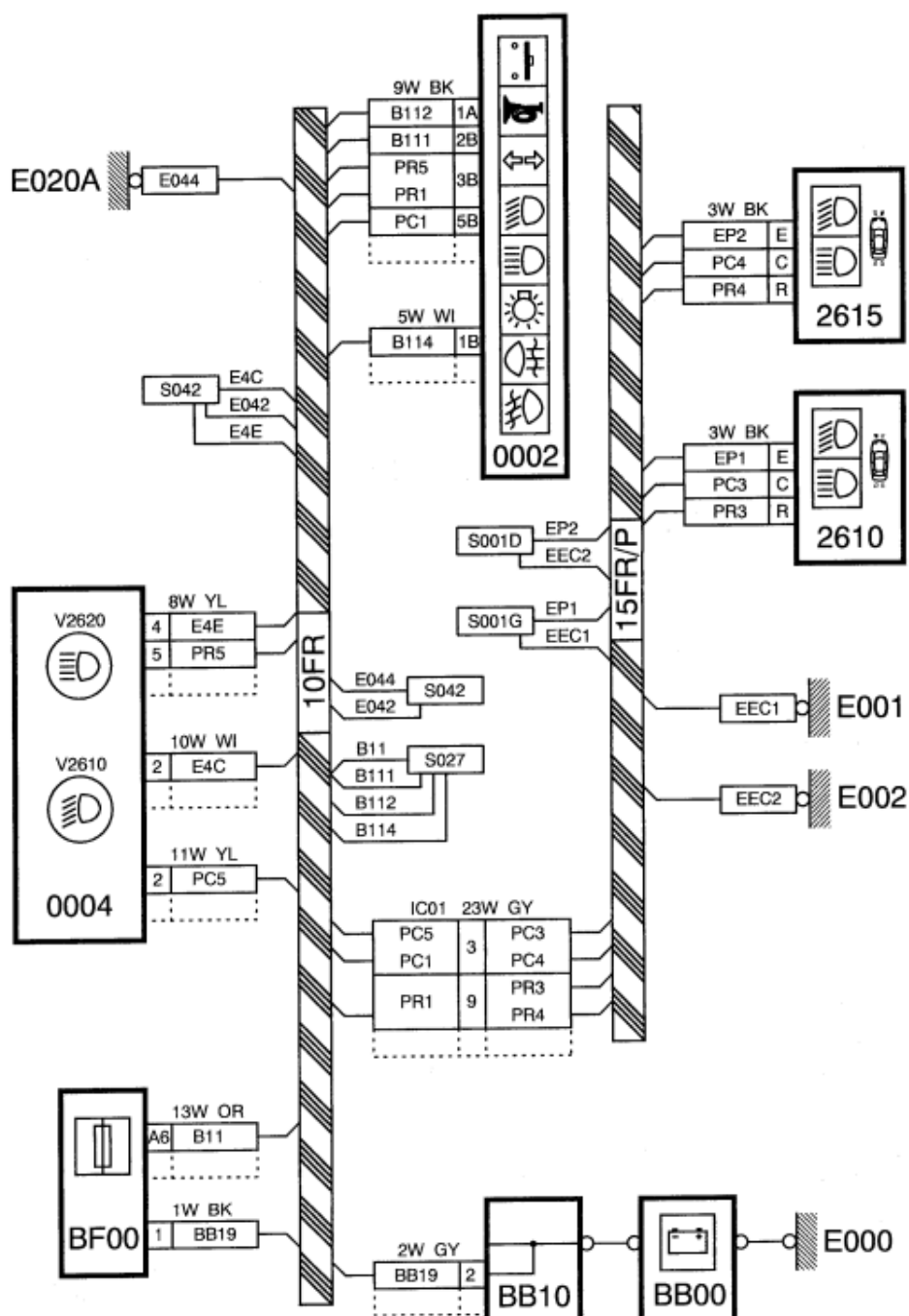
Component Number	Component Description	Connectors	Harness
0002	Lighting and signaling switch	2600A,2600B	Front
0004	Instrument cluster	0004A,0004C,0004E	Front
	V2610=Dipped beam warning lamp		
	V2620=Main beam warning lamp		
2610	Left hand headlamp	2610	Front panel
2615	Right hand headlamp	2615	Front panel
BB00	Battery		Front
BB10	Branch box	BB10B	Front
BF00	Fuse box (F11)	BF00A,BF00D	Front
E000	Battery Earth point	Battery	Front
E001	Earth point	Front LH inner fender-engine bay	Front panel
E002	Earth point	Front RH inner fender-engine bay	Front panel
E020A	Earth point	Bottom LH-A post	Front
Interconnector	Front panel to Front harness	IC01	FR/P-FR



### Schematic



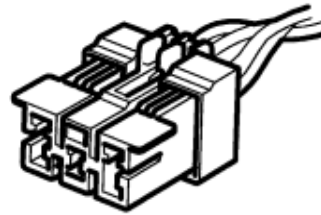
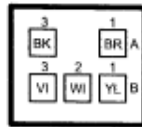
## Circuit



# Colour codes

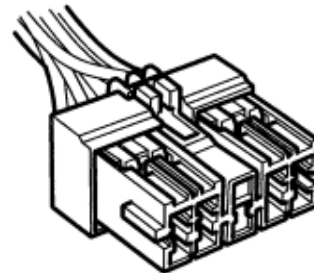
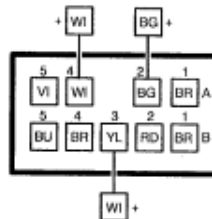
2600A

Front harness  
Light switch  
5 pin  
White



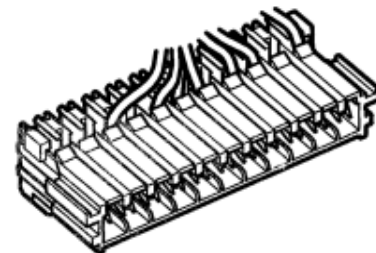
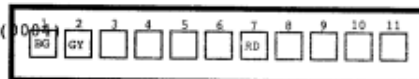
2600B

Front harness  
Light switch  
9 pin  
Black



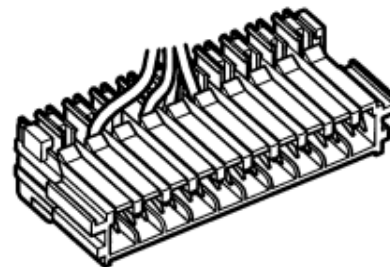
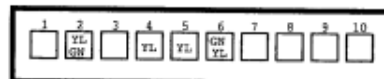
0004A

Front harness  
Instrument cluster (0004)  
11 pin  
Yellow



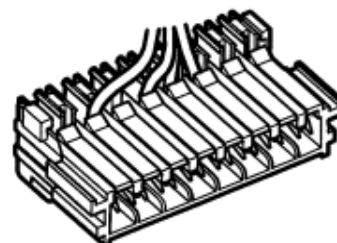
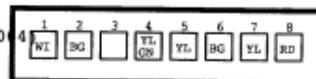
0004C

Front harness  
Instrument cluster (0004)  
10 pin  
White



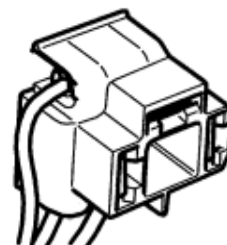
0004E

Front harness  
Instrument cluster (0004)  
8 pin  
Yellow



2610

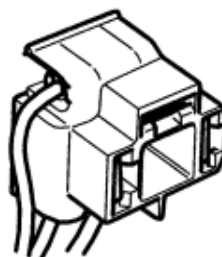
Front panel harness  
LH headlamp  
3 pin  
Black



## Colour codes

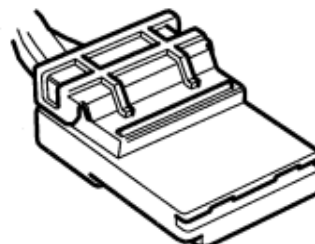
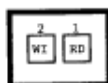
2615

Front panel harness  
RH headlamp  
3 pin  
Black



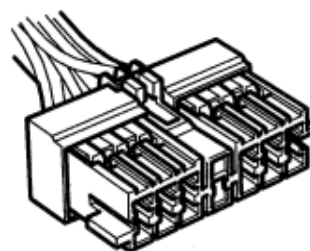
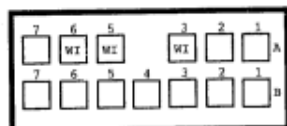
BB10B

Front harness  
Branch box (BB10)  
2 pin  
Black



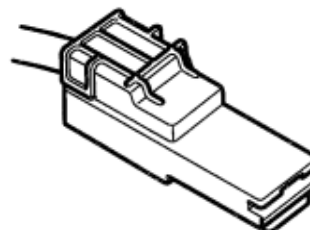
BF00A

Front Harness  
Fuse Box (BF00)  
13 pin  
Orange



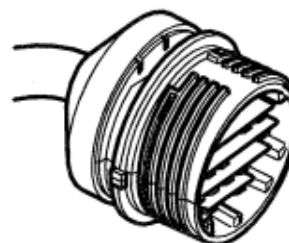
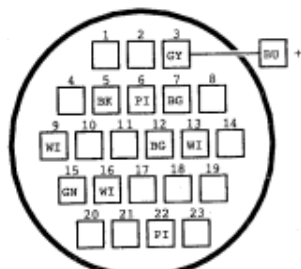
BF00D

Front Harness  
Fuse Box(BF00)  
1 pin  
Black



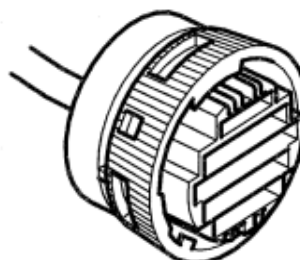
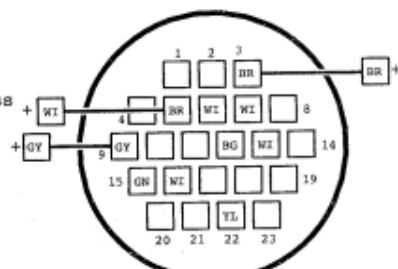
IC01

Front harness  
Interconnector  
FR/P-FR  
23 pin  
Grey



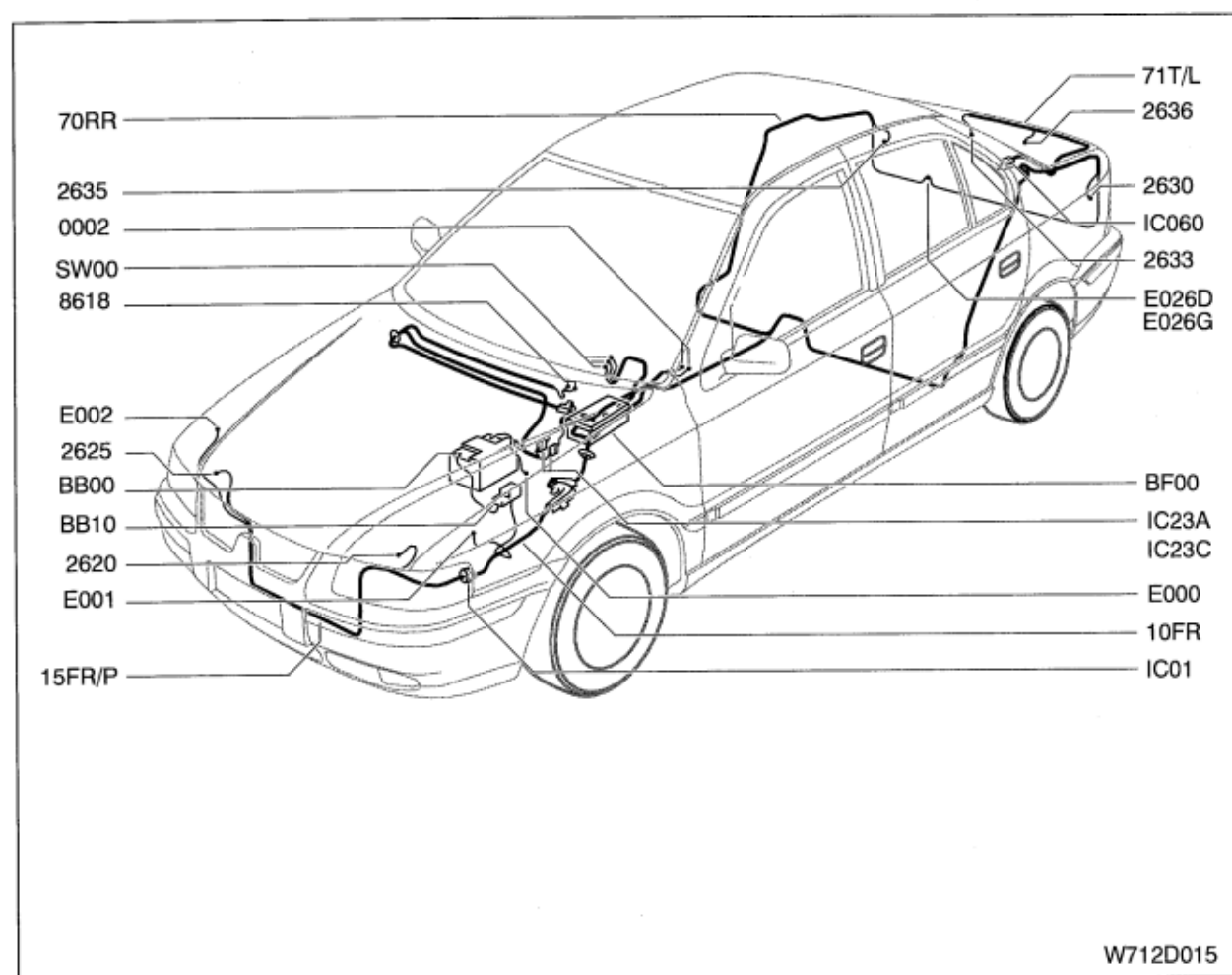
IC01

Front panel harness  
Interconnector  
FR/P-FR  
23 pin  
Grey





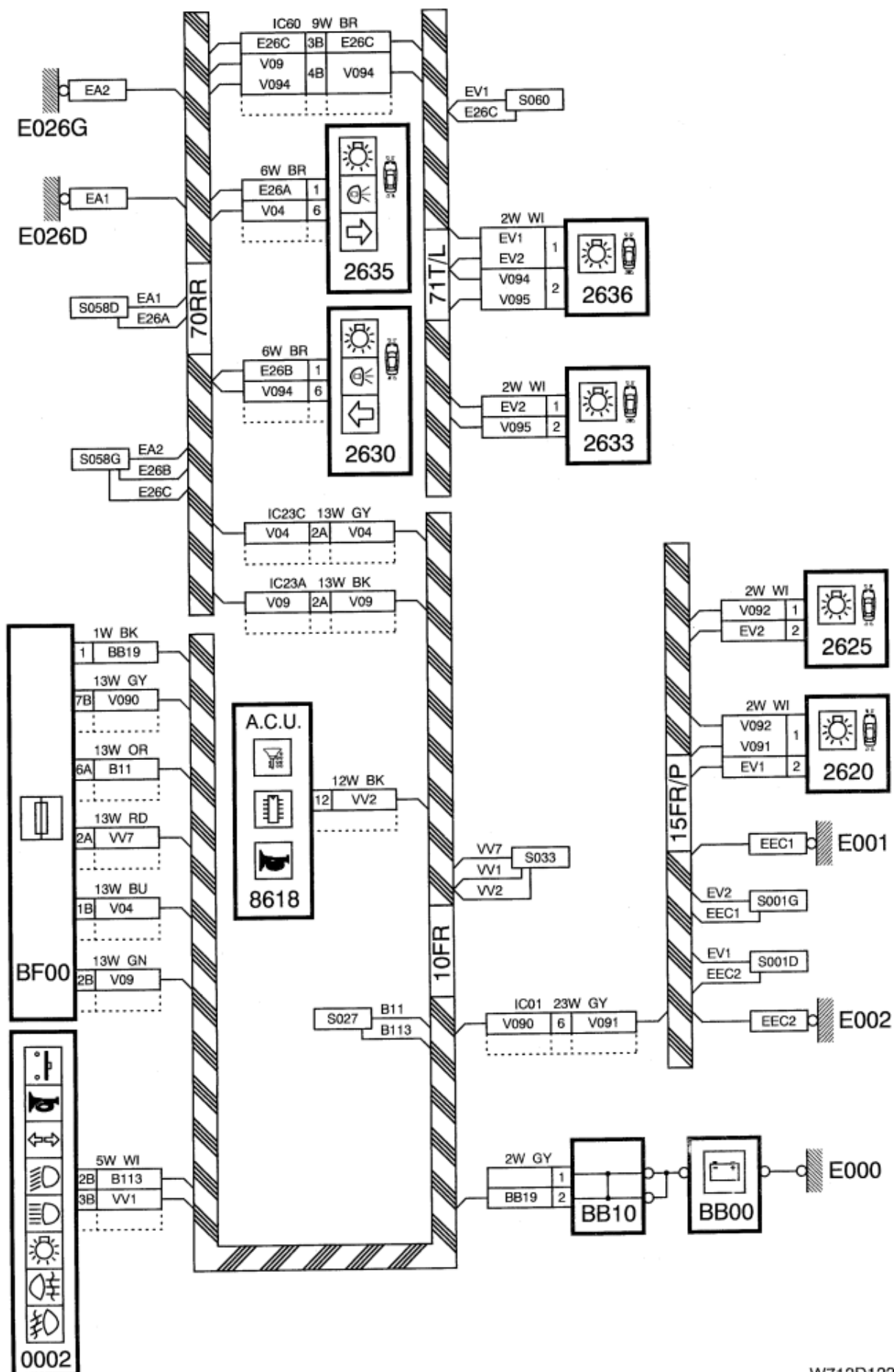
## Side lamps



Component Number	Component Description	Connectors	Harness
0002	Light switch	2600A	Front
2620	Side lamp LH	2620	Front panel
2625	Side lamp RH	2625	Front panel
2630	Tail lamp LH	2630	Rear
2633	License plate lamp RH	2633	Trunk lid
2635	Tail lamp RH	2635	Rear
2636	License plate lamp LH	2636	Trunk lid
8618	A.C.U.	8618B	Front
BB00	Battery		Front
BB10	Branch box	BB10B	Front
BF00	Fuse box (F4,F9,F11)	BF00A,BF00C,BF00D, BF00H,BF00I,BF00J	Front
E000	Battery Earth point	Battery	Front
E001	Earth point	Front LH inner fender-engine bay	Front panel
E002	Earth point	Front RH inner fender-engine bay	Front panel
E026D	Earth point	Rear panel inner-Boot	Rear
E026G	Earth point	Rear panel inner-Boot	Rear
Interconnector	Front panel to Front harness	IC01	FR/P-FR
Interconnector	Front to Rear harness	IC23A, IC23C	FR-RR
Interconnector	Rear to Trunk lid harness	IC060	RR-TL

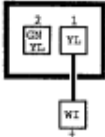
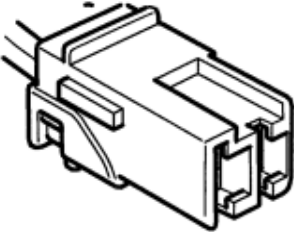
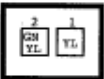
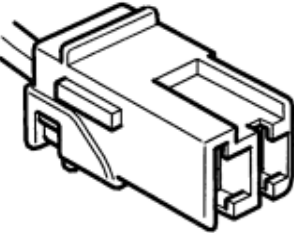
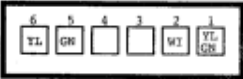
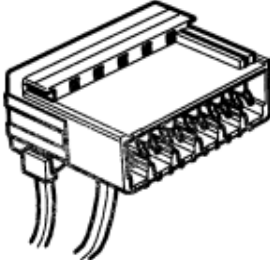
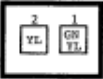
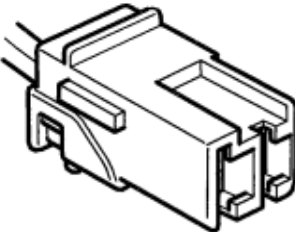
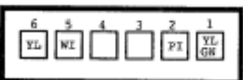
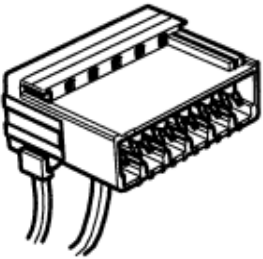
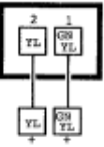
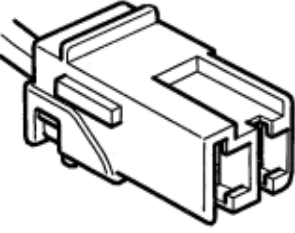


## Circuit





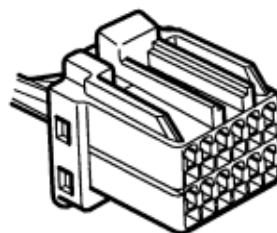
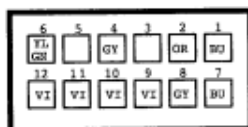
# Colour codes

<p>2620</p> <p>Front panel harness LH side lamp 2 pin White</p>	 
<p>2625</p> <p>Front panel harness RH side lamp 2 pin White</p>	 
<p>2630</p> <p>Rear harness LH tail lamp 6 pin Brown</p>	 
<p>2633</p> <p>Trunk lid harness Licence plate lamp 2 pin White</p>	 
<p>2635</p> <p>Rear harness RH Tail lamp 6 pin Brown</p>	 
<p>2636</p> <p>Trunk lid harness Licence plate lamp 2 pin White</p>	 

## Colour codes


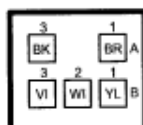
8618B

Front harness  
A.C.U. (8618)  
12 pin  
Black



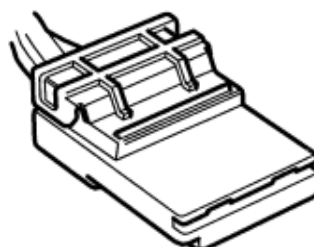
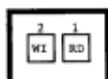
2600A

Front harness  
Light switch  
5 pin  
White



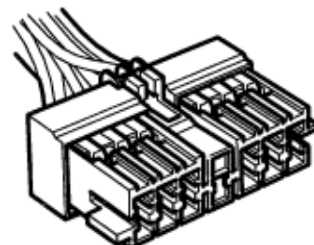
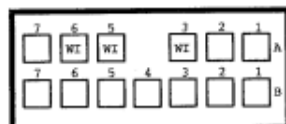
BB10B

Front harness  
Branch box (BB10)  
2 pin  
Black



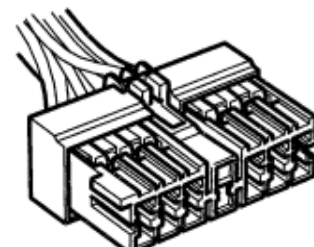
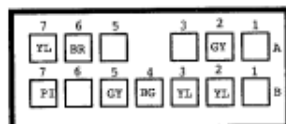
BF00A

Front Harness  
Fuse Box (BF00)  
13 pin  
Orange



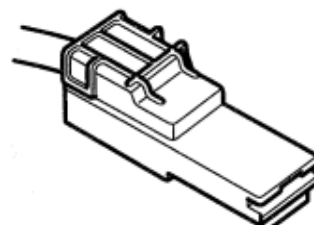
BF00C

Front harness  
Fuse box (BF00)  
13 pin  
Grey



BF00D

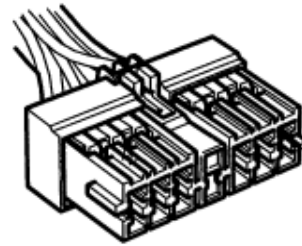
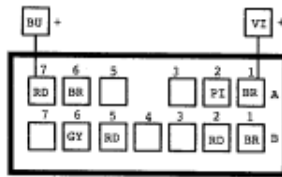
Front Harness  
Fuse Box (BF00)  
1 pin  
Black



# Colour codes

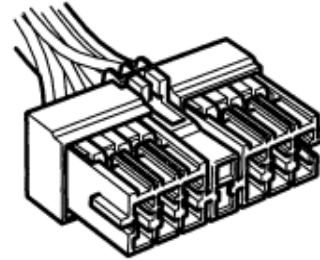
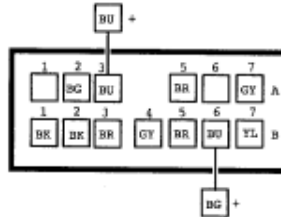
BF00H

Front harness  
Fuse box (BF00)  
13 pin  
Red



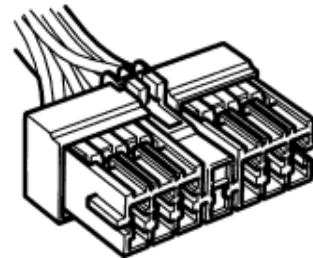
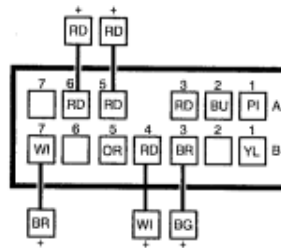
BF00I

Front harness  
Fuse box (BF00)  
13 pin  
Green



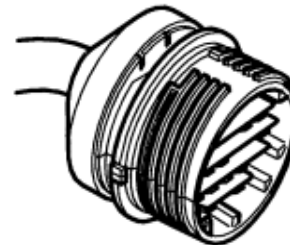
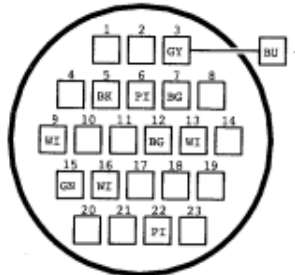
BF00J

Front harness  
Fuse box (BF00)  
13 pin  
Blue



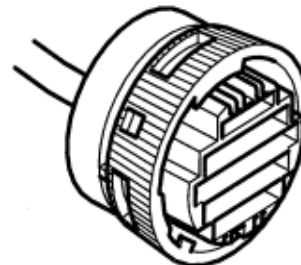
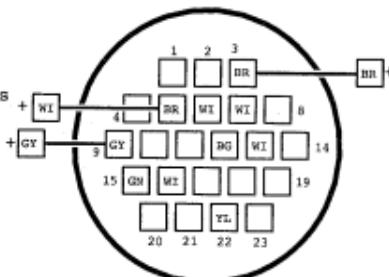
IC01

Front harness  
Interconnector  
FR/P-FR  
23 pin  
Grey



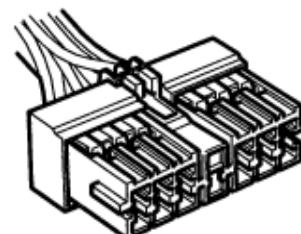
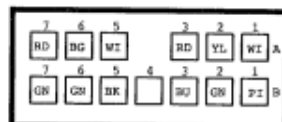
IC01

Front panel harness  
Interconnector  
FR/P-FR  
23 pin  
Grey



IC23A

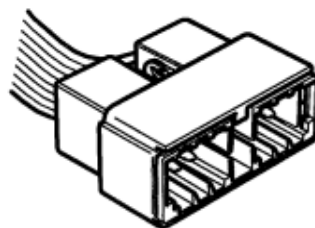
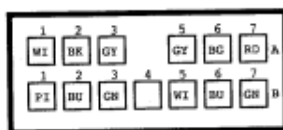
Rear harness  
Interconnector  
FR-RR  
13 pin  
Black



## Colour codes

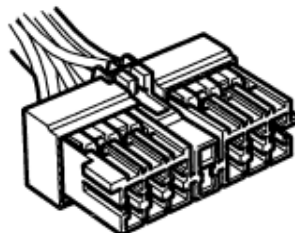
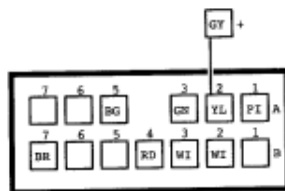
### IC23A

Front harness  
Interconnector  
FR-RR  
13 pin  
Black



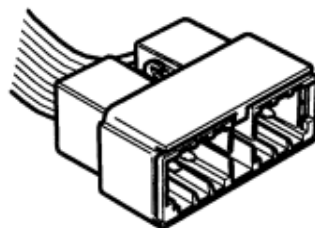
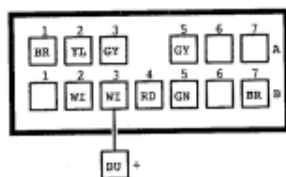
### IC23C

Rear harness  
Interconnector  
FR-RR  
13 pin  
Grey



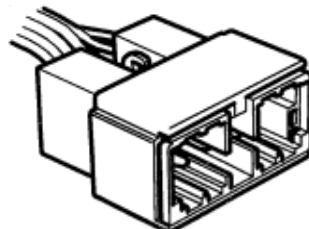
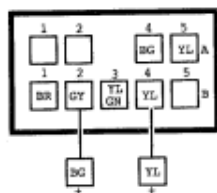
### IC23C

Front harness  
Interconnector  
FR-RR  
13 pin  
Grey



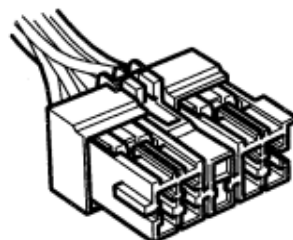
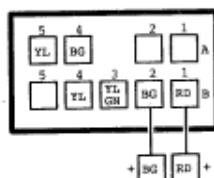
### IC60

Rear harness  
Interconnector  
RR-TL  
9 pin  
Brown



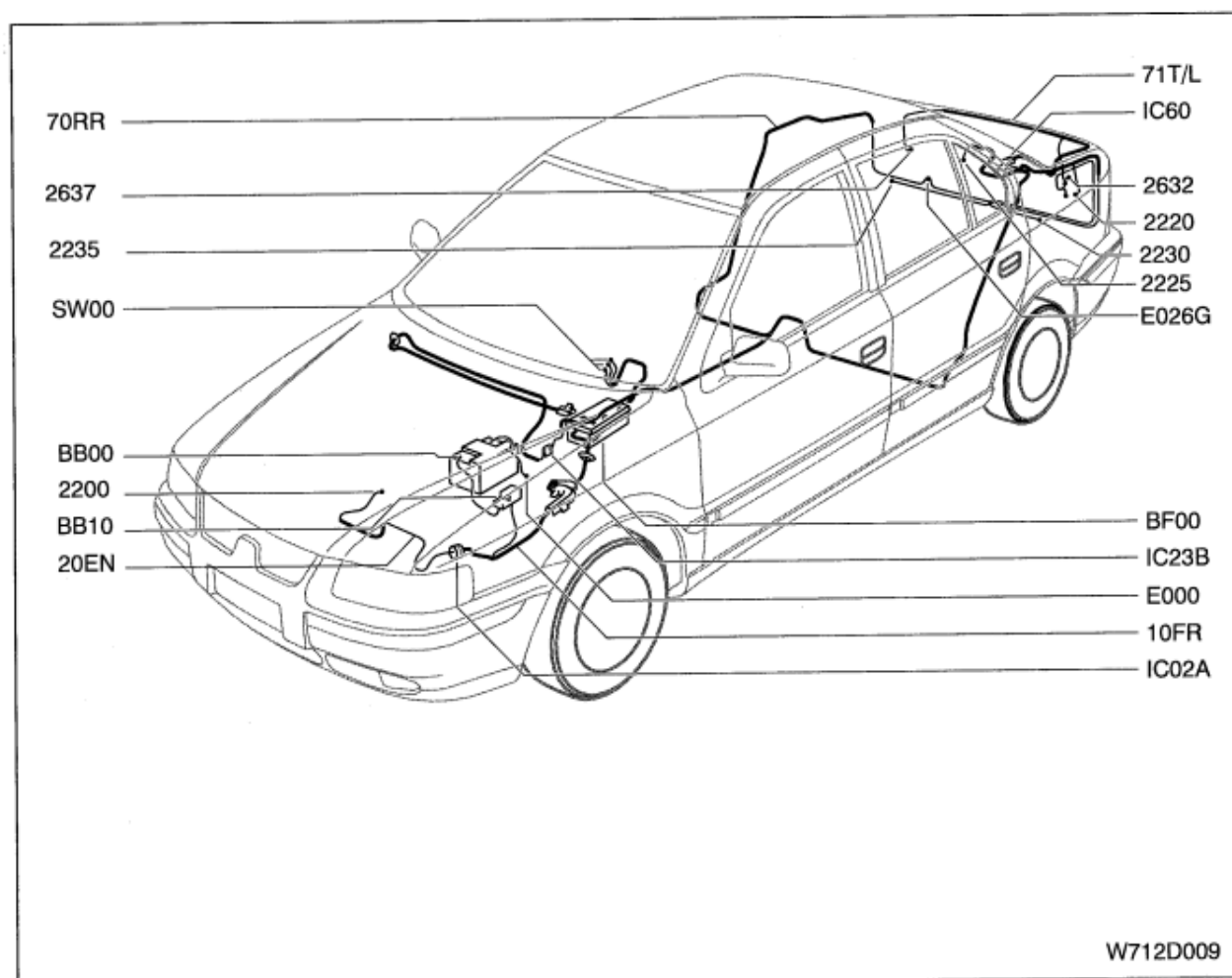
### IC60

Trunk lid harness  
Interconnector  
TL-RR  
9 pin  
Brown



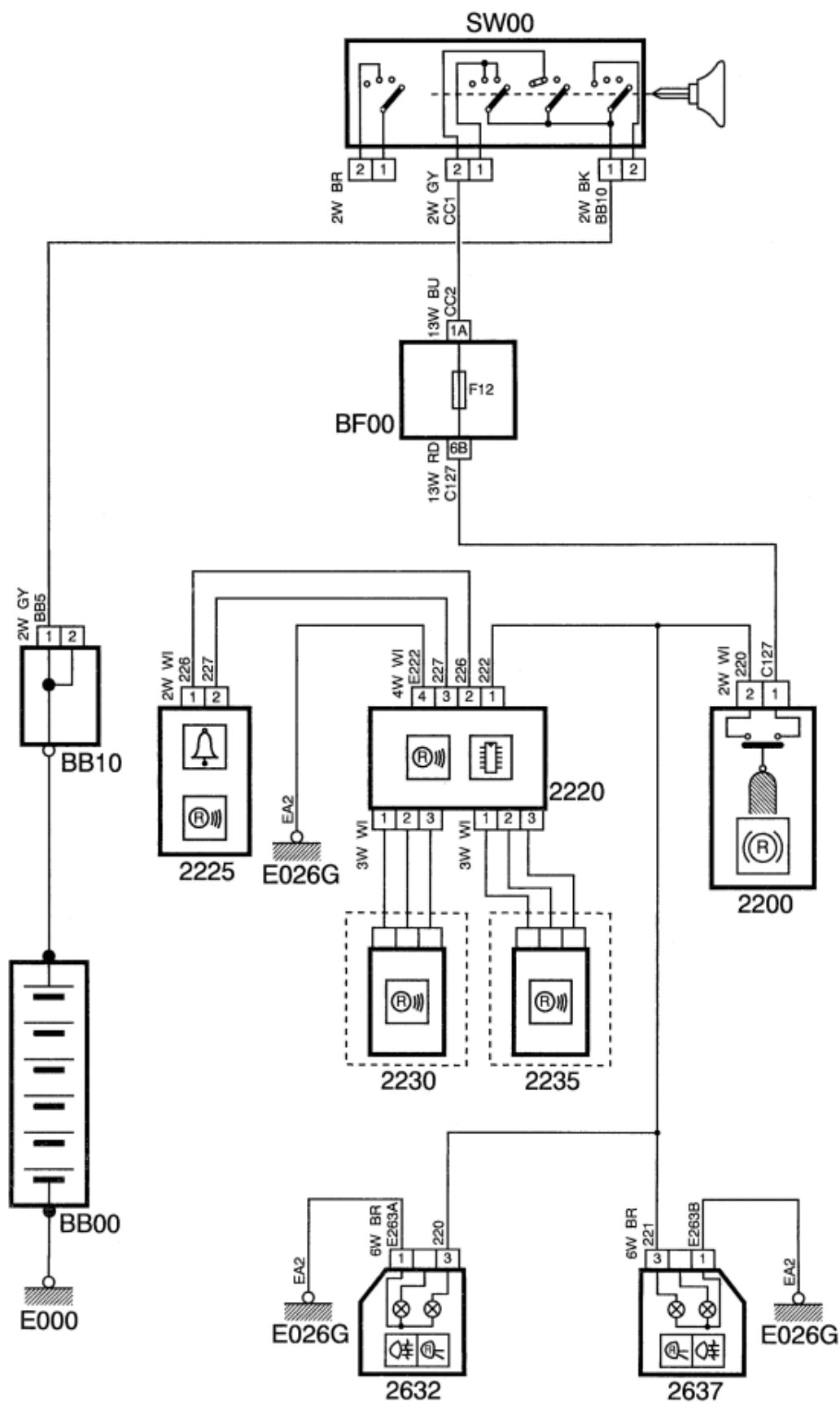


## Reverse lamps and Reverse Sensor

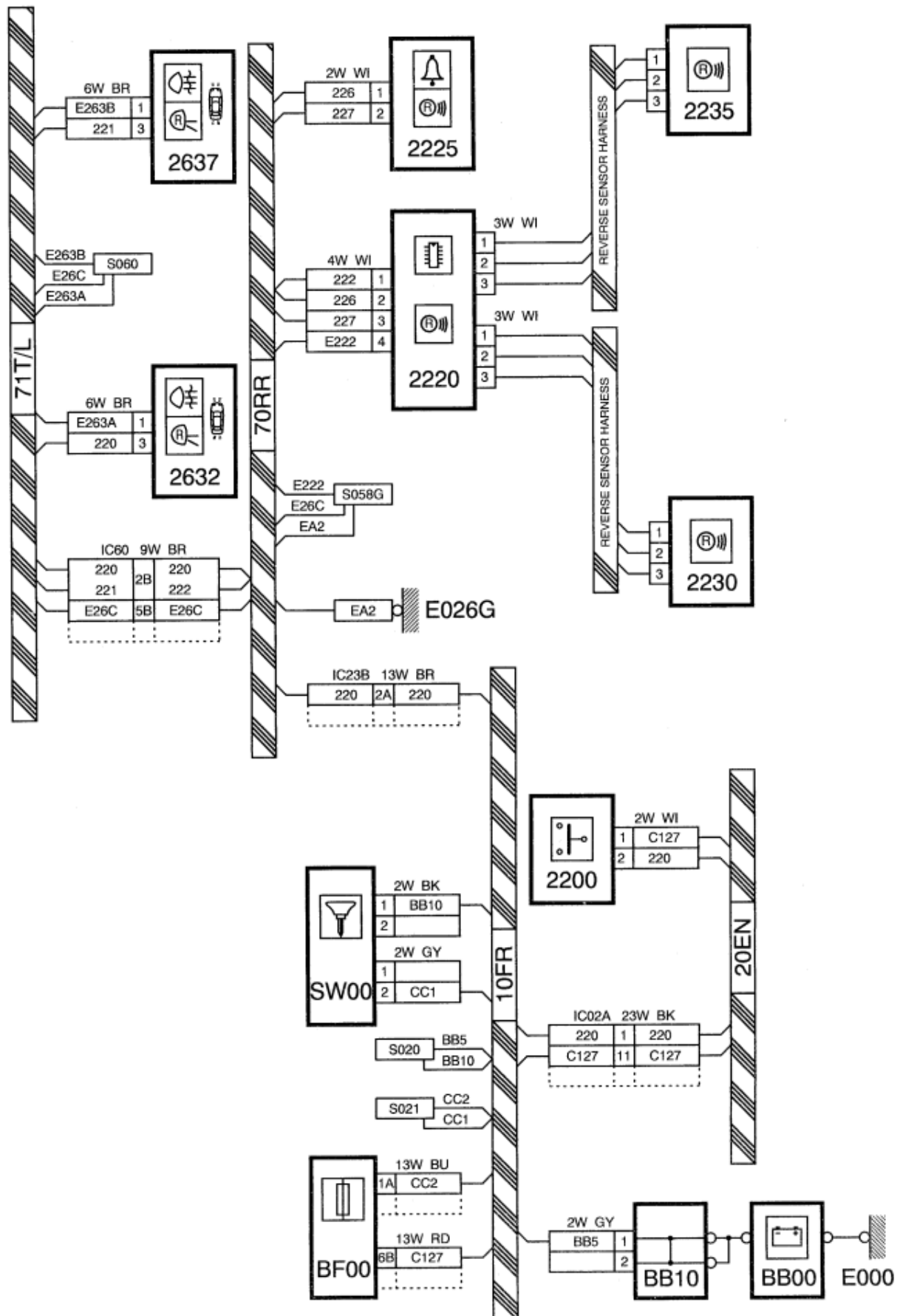


Component Number	Component Description	Connectors	Harness
2200	Reverse lamp switch	2200	Engine
2220	Reverse sensor unit	2220	Rear
2225	Reverse sensor buzzer	2225	Rear
2230	Sensor	2230	Reverse sensor
2235	Sensor	2235	Reverse sensor
2632	Tail lamp trunk lid LH	2632	Trunk lid
2637	Tail lamp trunk lid RH	2637	Trunk lid
BB00	Battery		Front
BB10	Branch box	BB10B	Front
BF00	Fuse box (F12)	BF00H,BF00J	Front
E000	Battery Earth point	Battery	Front
E026G	Earth point	Rear panel inner-Boot	Rear
Interconnector	Front to Engine harness	IC02A	FR-EN
Interconnector	Front to Rear harness	IC23B	FR-RR
Interconnector	Rear to Trunk lid	IC60	RR-TL
SW00	Ignition switch	SW00A,SW00B	Front

## Schematic



## Circuit

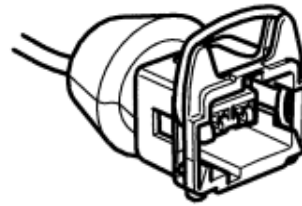
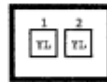




# Colour codes

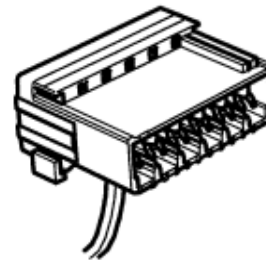
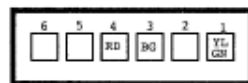
2200

Engine harness  
Reverse lamp switch  
2 pin  
White



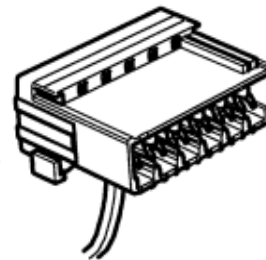
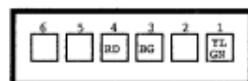
2632

Trunk lid  
harness  
LH trunk lid tail lamp  
6 pin  
Brown




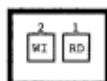
2637

Trunk lid harness  
RH trunk lid tail lamp  
6 pin  
Brown



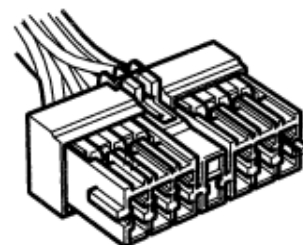
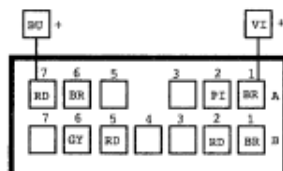
BB10B

Front harness  
Branch box (BB10)  
2 pin  
Black



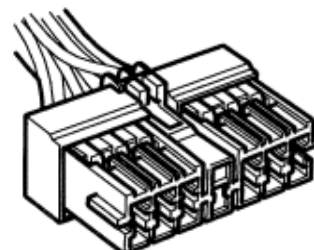
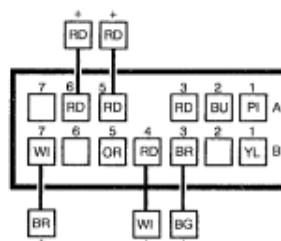
BF00H

Front harness  
Fuse box (BF00)  
13 pin  
Red



BF00J

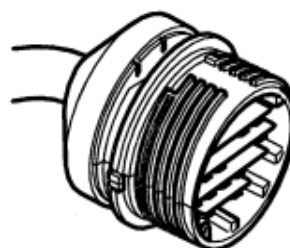
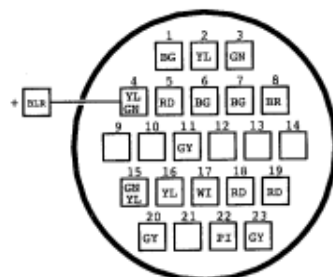
Front harness  
Fuse box (BF00)  
13 pin  
Blue



## Colour codes

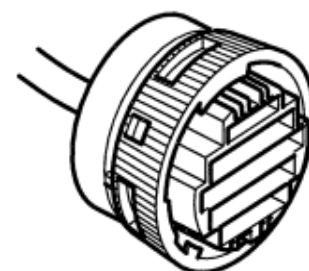
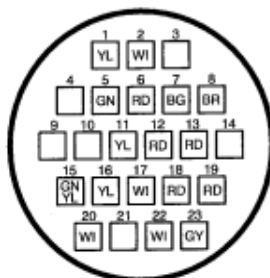
IC02A

Front harness  
Interconnector  
FR-EN  
23 pin  
Black



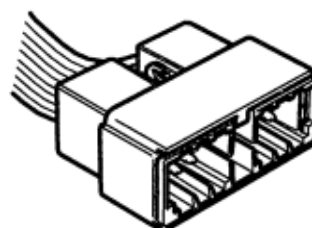
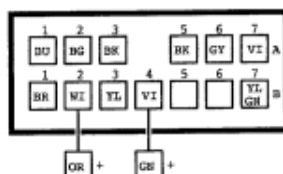
IC02A

Engine harness  
Interconnector  
FR-EN  
23 pin  
Black



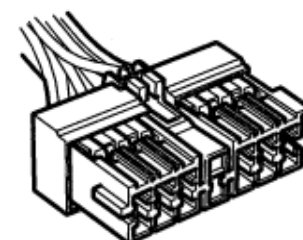
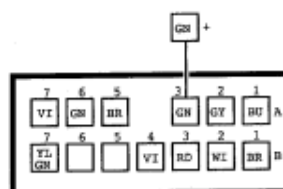
IC23B

Front harness  
Interconnector  
FR-RR  
13 pin  
Brown



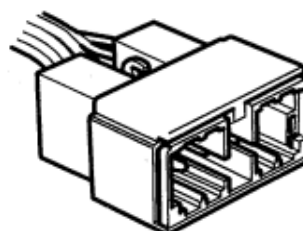
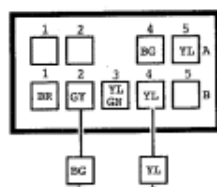
IC23B

Rear harness  
Interconnector  
FR-RR  
13 pin  
Brown



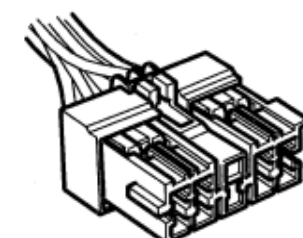
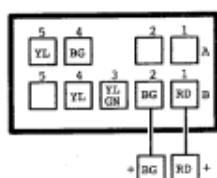
IC60

Rear harness  
Interconnector  
RR-TL  
9 pin  
Brown



IC60

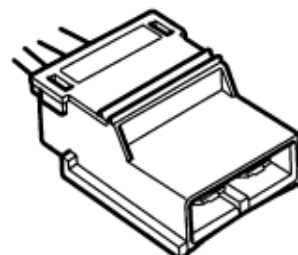
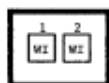
Trunk lid harness  
Interconnector  
TL-RR  
9 pin  
Brown



## Colour codes

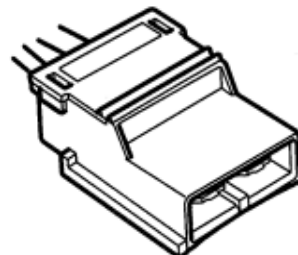
SW00A

Front harness  
Ignition switch (SW00)  
2 pin  
Black

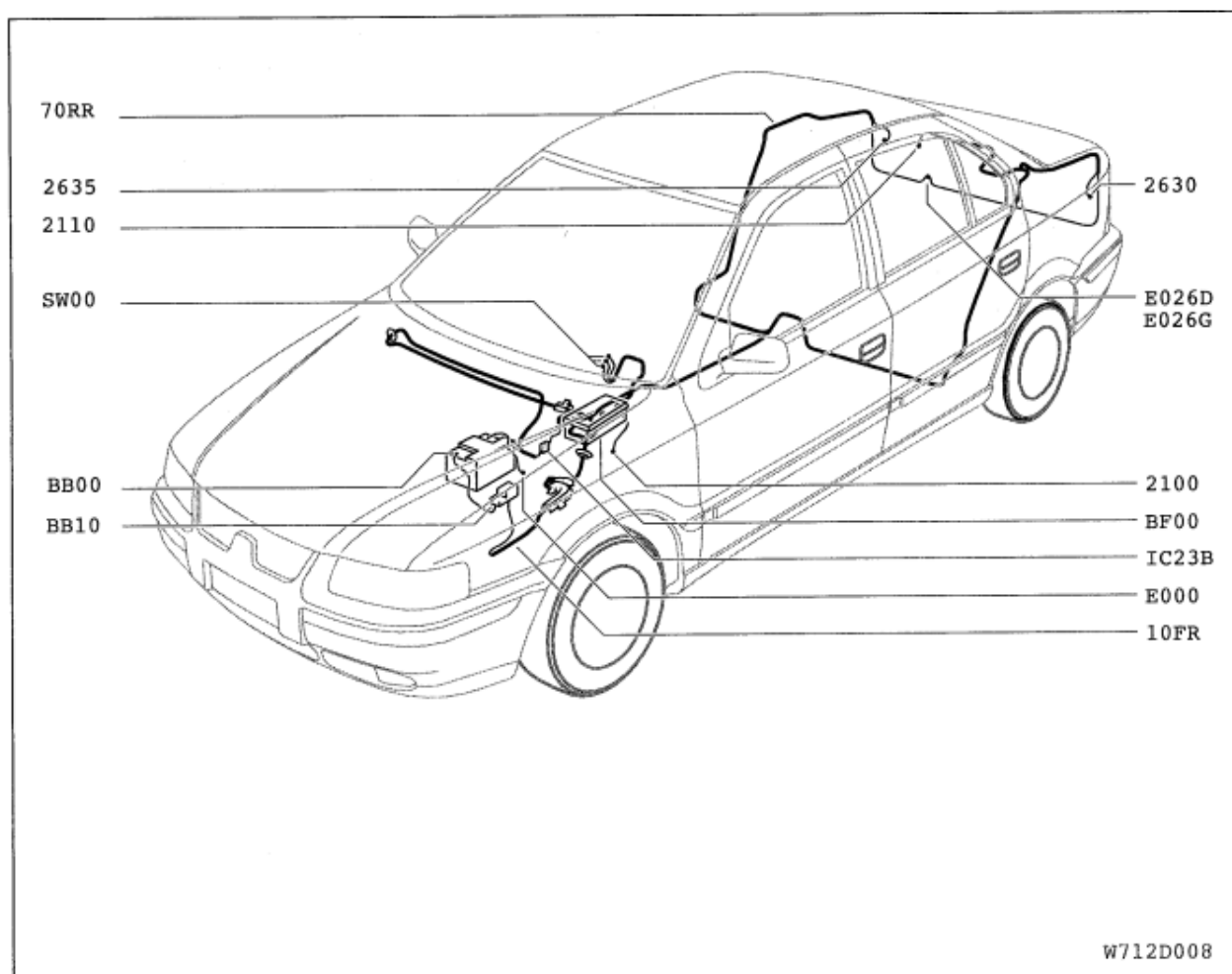


SW00B

Front harness  
Ignition switch (SW00)  
2 pin  
Grey



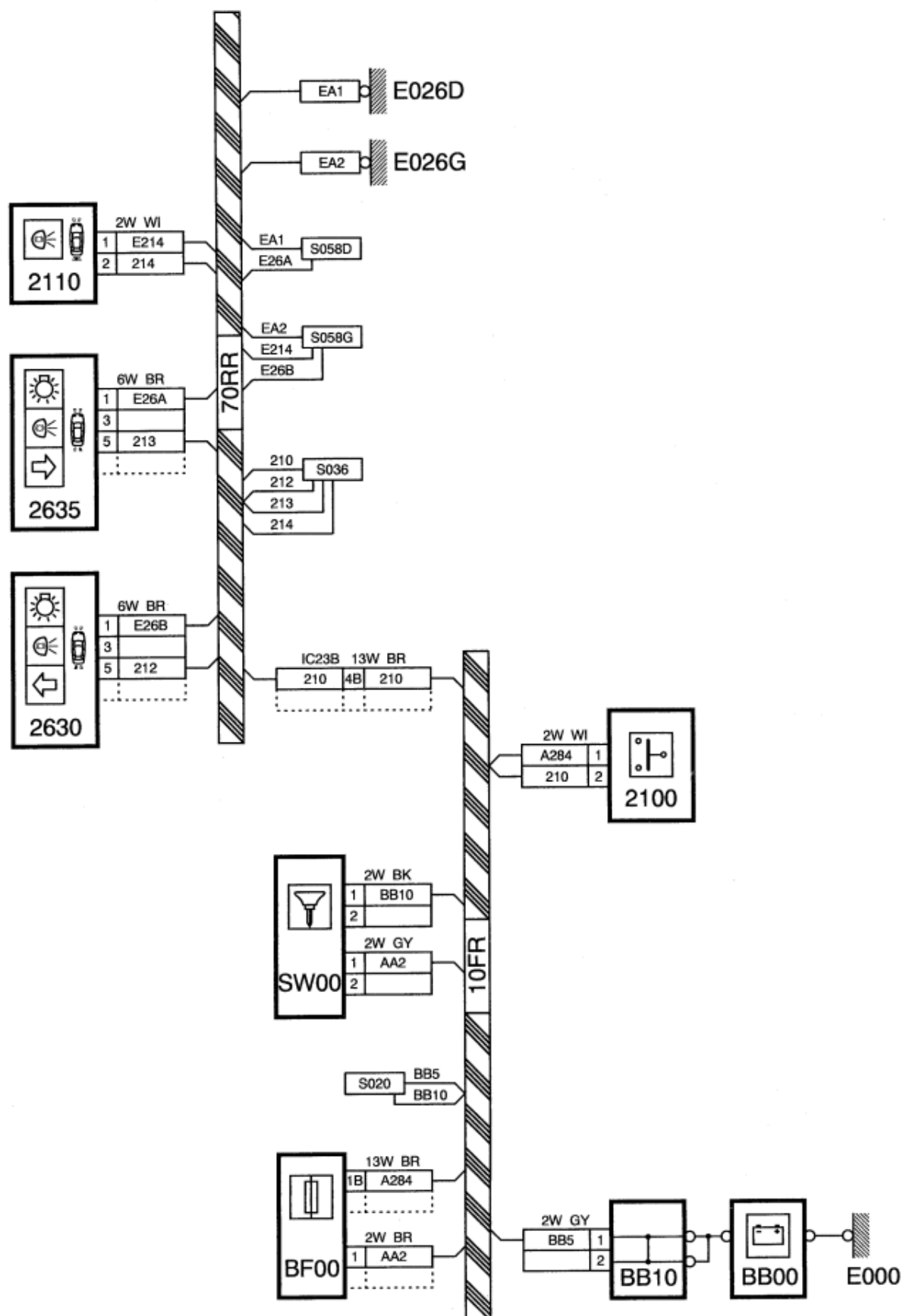
## Stop lamps and Additional stop lamp



Component Number	Component Description	Connectors	Harness
2100	Stop lamp switch	2100	Front
2110	high mounted stop lamp	2110	Rear
2630	Tail light LH	2630	Rear
2635	Tail light RH	2635	Rear
BB00	Battery		Front
BB10	Branch box	BB10B	Front
BF00	Fuse box (F28)	BF00B,BF00F	Front
E000	Battery Earth point	Battery	Front
E026D	Earth point	Rear panel inner-Boot	Rear
E026G	Earth point	Rear panel inner-Boot	Rear
Interconnector	Front to Rear harness	IC23B	FR-RR
SW00	Ignition switch	SW00A,SW00B	Front



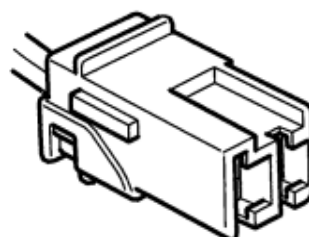
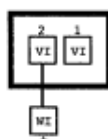
## Circuit



# Colour codes

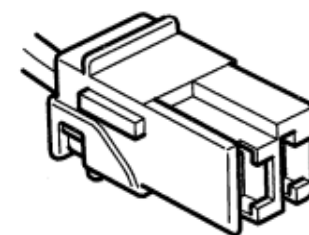
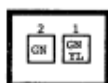
2100

Front harness  
Stop lamp switch  
2 pin  
White



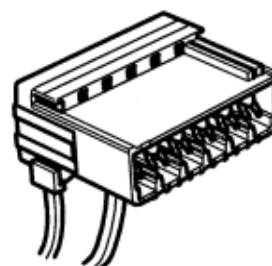
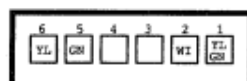
2110

Rear harness  
High mounted stop lamp  
2 pin  
Brown



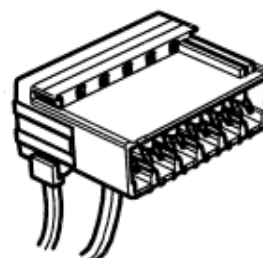
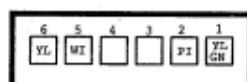
2630

Rear harness  
LH tail lamp  
6 pin  
Brown




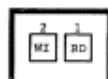
2635

Rear harness  
RH Tail lamp  
6 pin  
Brown



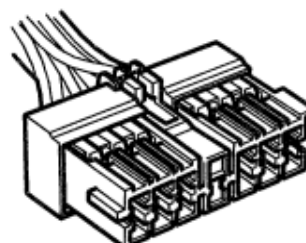
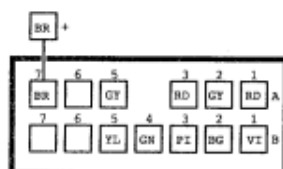
BB10B

Front harness  
Branch box (BB10)  
2 pin  
Black



BF00B

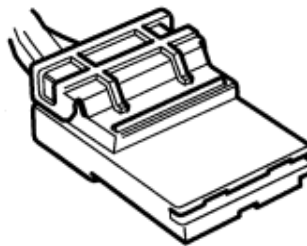
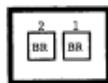
Front Harness  
Fuse Box (BF00)  
13 pin  
Brown



## Colour codes

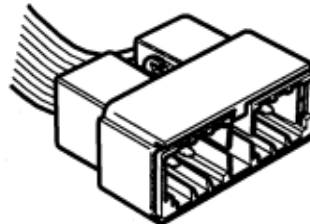
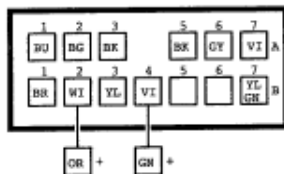
BF00F

Front harness  
Fuse box (BF00)  
2 pin  
Brown



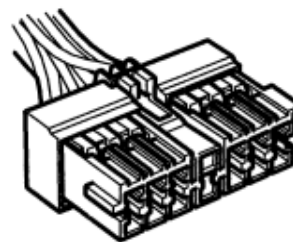
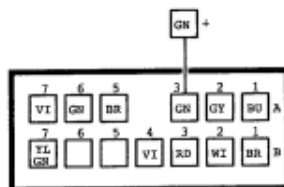
IC23B

Front harness  
Interconnector  
FR-RR  
13 pin  
Brown



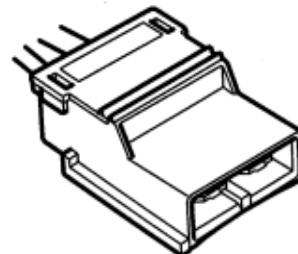
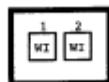
IC23B

Rear harness  
Interconnector  
FR-RR  
13 pin  
Brown



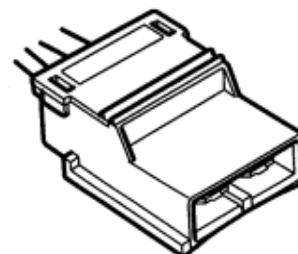
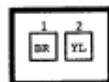
SW00A

Front harness  
Ignition switch (SW00)  
2 pin  
Black




SW00B

Front harness  
Ignition switch (SW00)  
2 pin  
Grey







# Workshop manual

راهنمای تعمیرات و سرویس

13

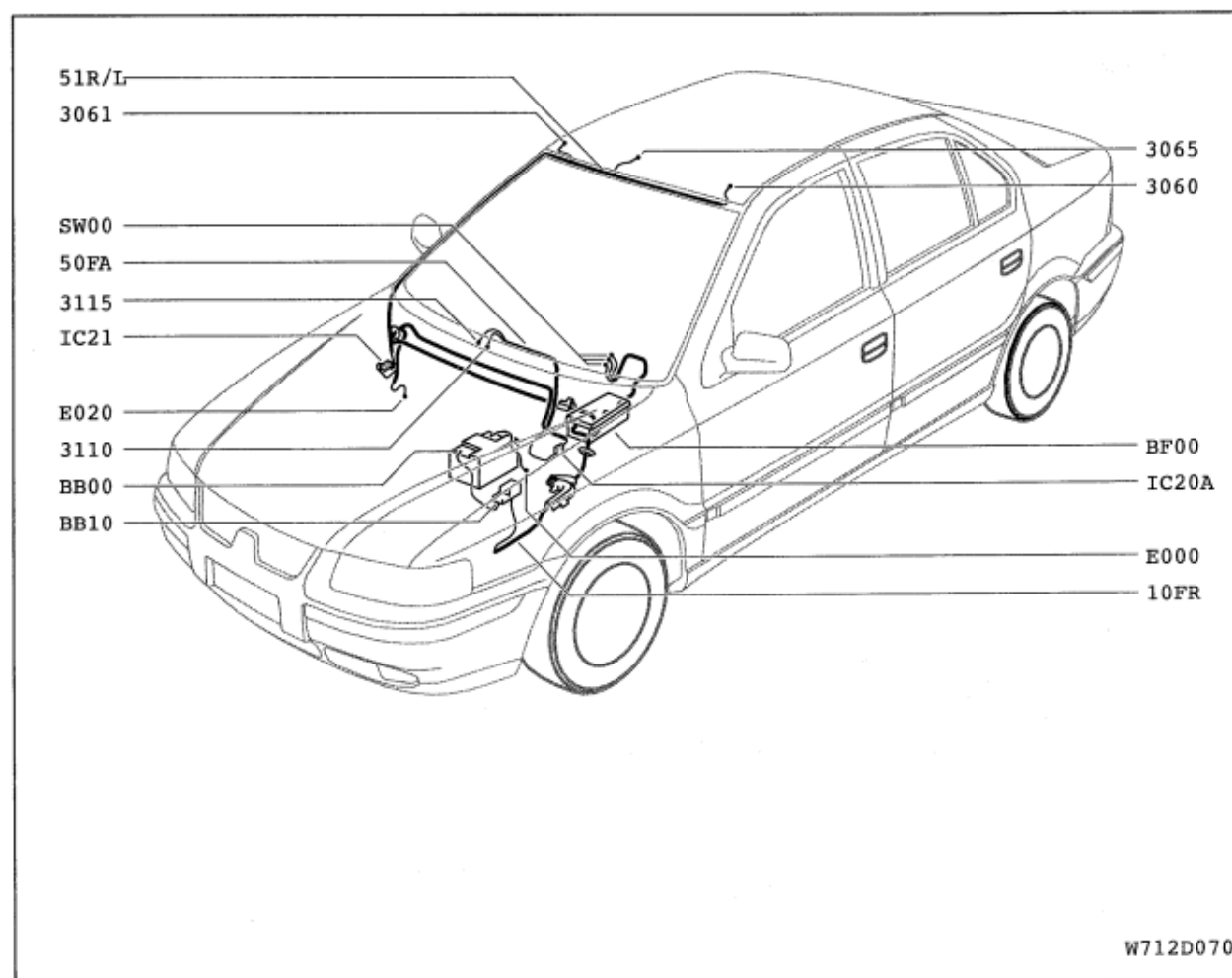
قسمت دوم

Electrical Circuits  
مدارهای الکتریکی

1303R01901961/1

## قسمت دوم

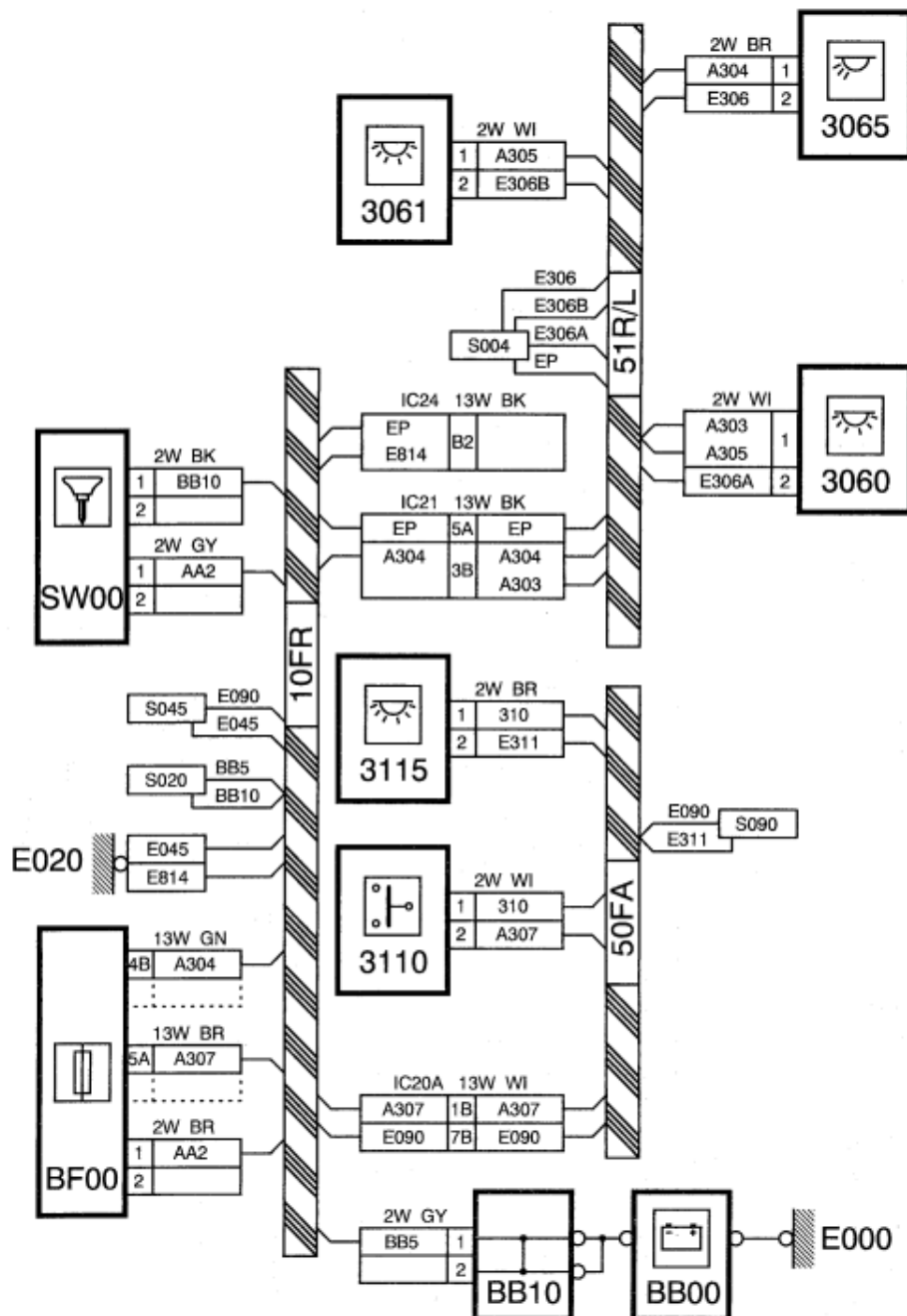
## Interior lighting



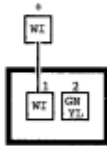
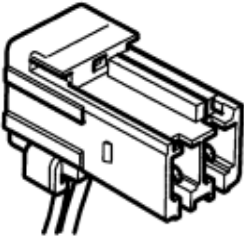
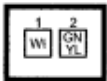
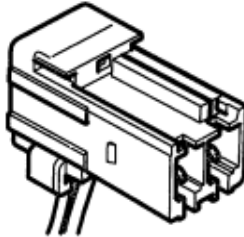
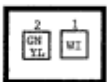
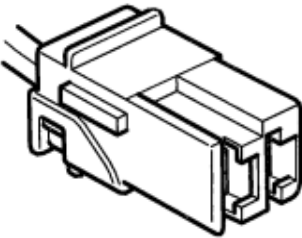
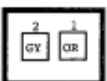
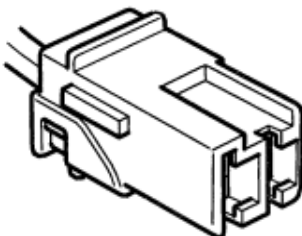
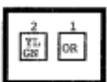
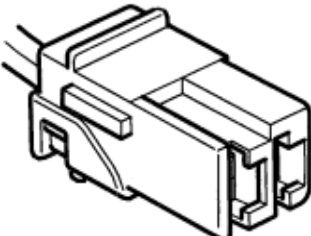
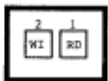
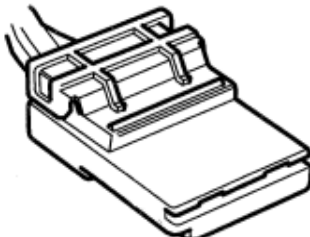
Component Number	Component Description	connectors	Harness
3060	LH sunvisor amp	3060	Front roof lamp
3061	RH sunvisor lamp	3061	Front roof lamp
3065	Map reading lamp	3065	Front roof lamp
3110	Glove box lamp switch	3110	Instrument panel
3115	Glove box lamp	3115	Instrument panel
BB00	Battery	--	Front
BB10	Branch box	BB10B	Front
BF00	Fuse box (F30)	BF00B,BF00F,BF00I	Front
E000	Battery Earth point	Battery	Front
E020	Earth point	Bottom RH-A post	Front
Interconnector	Front to instrument panel	IC20A	FR-FA
Interconnector	Front to front roof lamp	IC21	FR-R/L
SW00	Ignition switch	SW00A,SW00B	Front



## Circuit



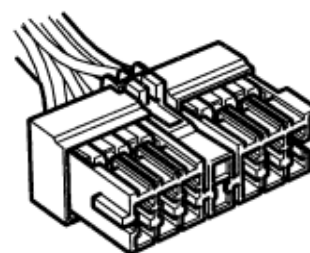
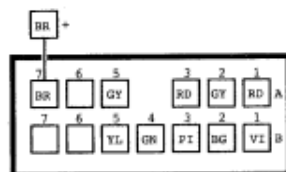
# Colour codes

<p>3060</p> <p>Front roof panel harness Sun visor lamp 2 pin White</p>	 
<p>3061</p> <p>Front roof panel harness Sunvisor lamp 2 pin White</p>	 
<p>3065</p> <p>Front roof panel harness Map reading lamp 2 pin Brown</p>	 
<p>3110</p> <p>Instrument panel harness Glove Box lamp switch 2 pin White</p>	 
<p>3115</p> <p>Instrument panel harness Glove box lamp 2 pin White</p>	 
<p>BB10B</p> <p>Front harness Branch box (BB10) 2 pin Black</p>	 

## Colour codes

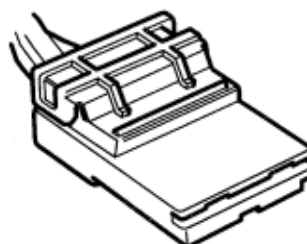
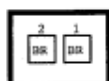
BF00B

Front Harness  
Fuse Box (BF00)  
13 pin  
Brown



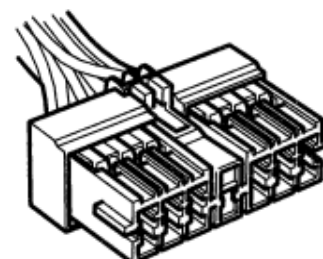
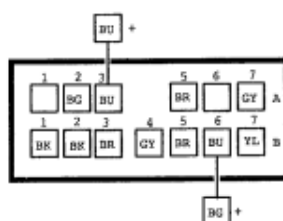
BF00F

Front harness  
Fuse box (BF00)  
2 pin  
Brown



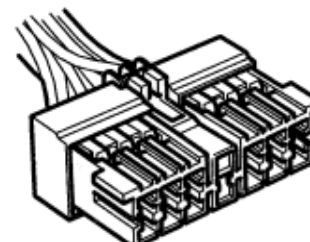
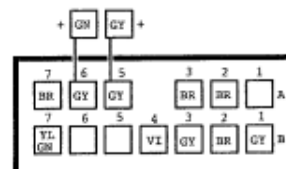
BF00I

Front harness  
Fuse box (BF00)  
13 pin  
Green



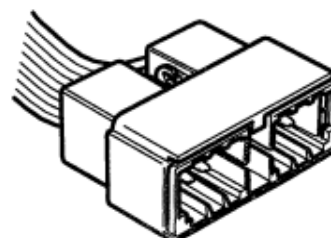
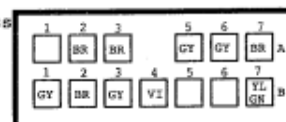
IC20A

Front harness  
Interconnector  
FA-FR  
13 pin  
White



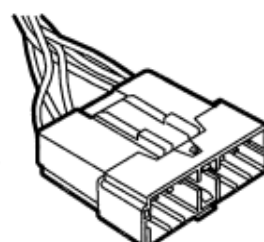
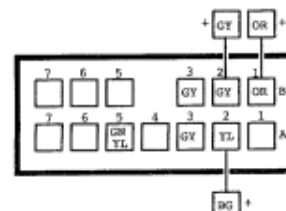
IC20A

Instrument panel harness  
Interconnector  
FA-FR  
13 pin  
White



IC21

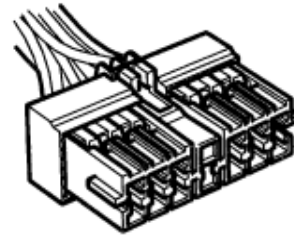
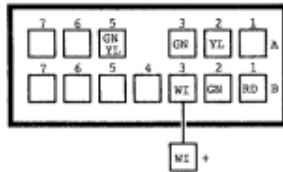
Front harness  
Interconnector  
FR-RFL  
13 pin  
Black



## Colour codes

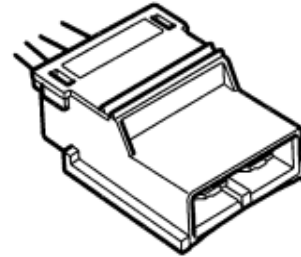
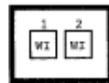
IC21

Roof lamp harness  
Interconnector  
FR-RPL  
13 pin  
Black



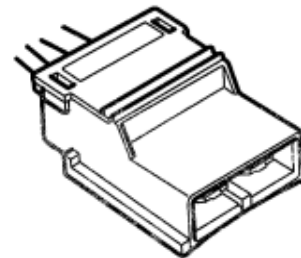
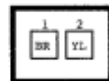
SW00A

Front harness  
Ignition switch (SW00)  
2 pin  
Black



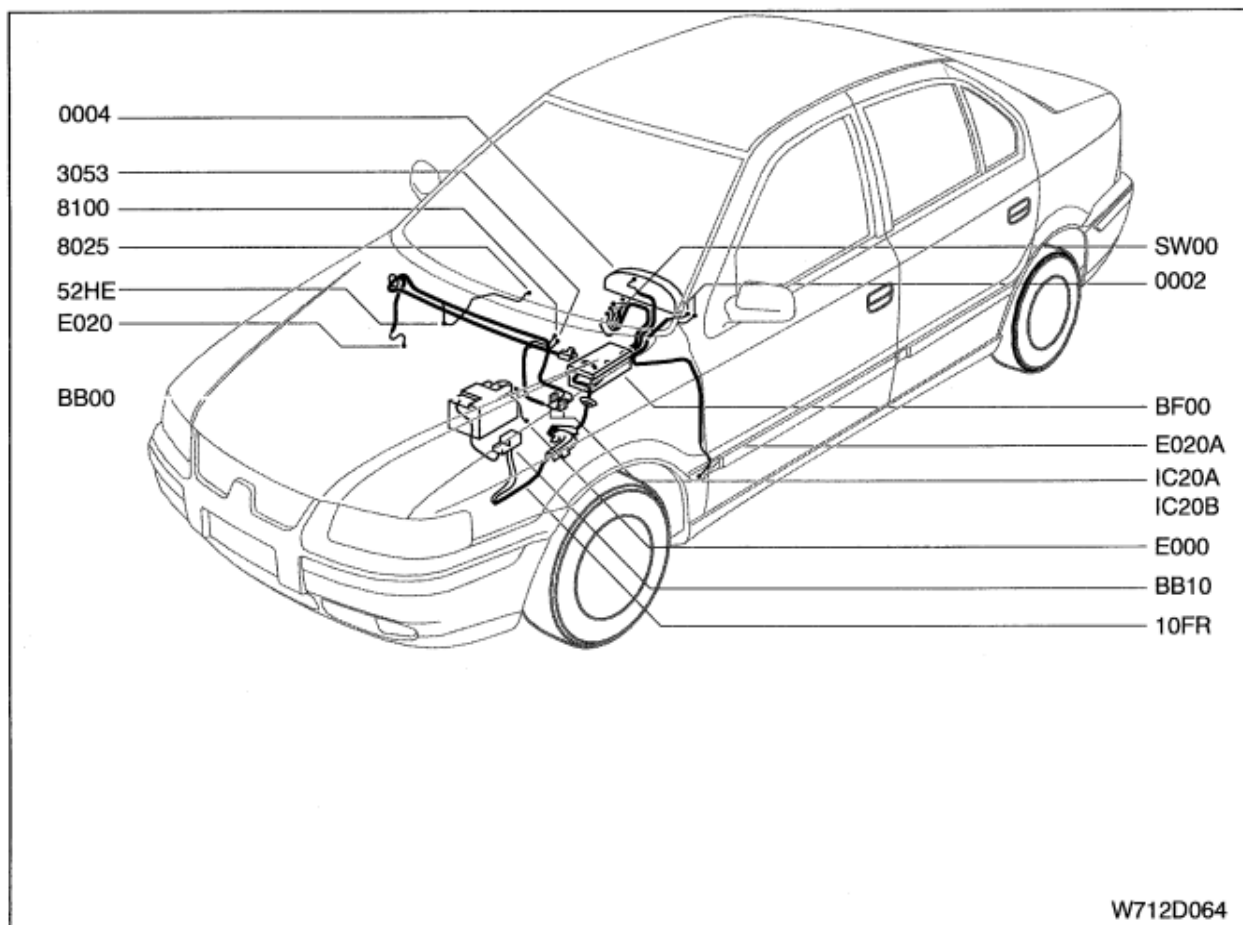
SW00B

Front harness  
Ignition switch (SW00)  
2 pin  
Grey





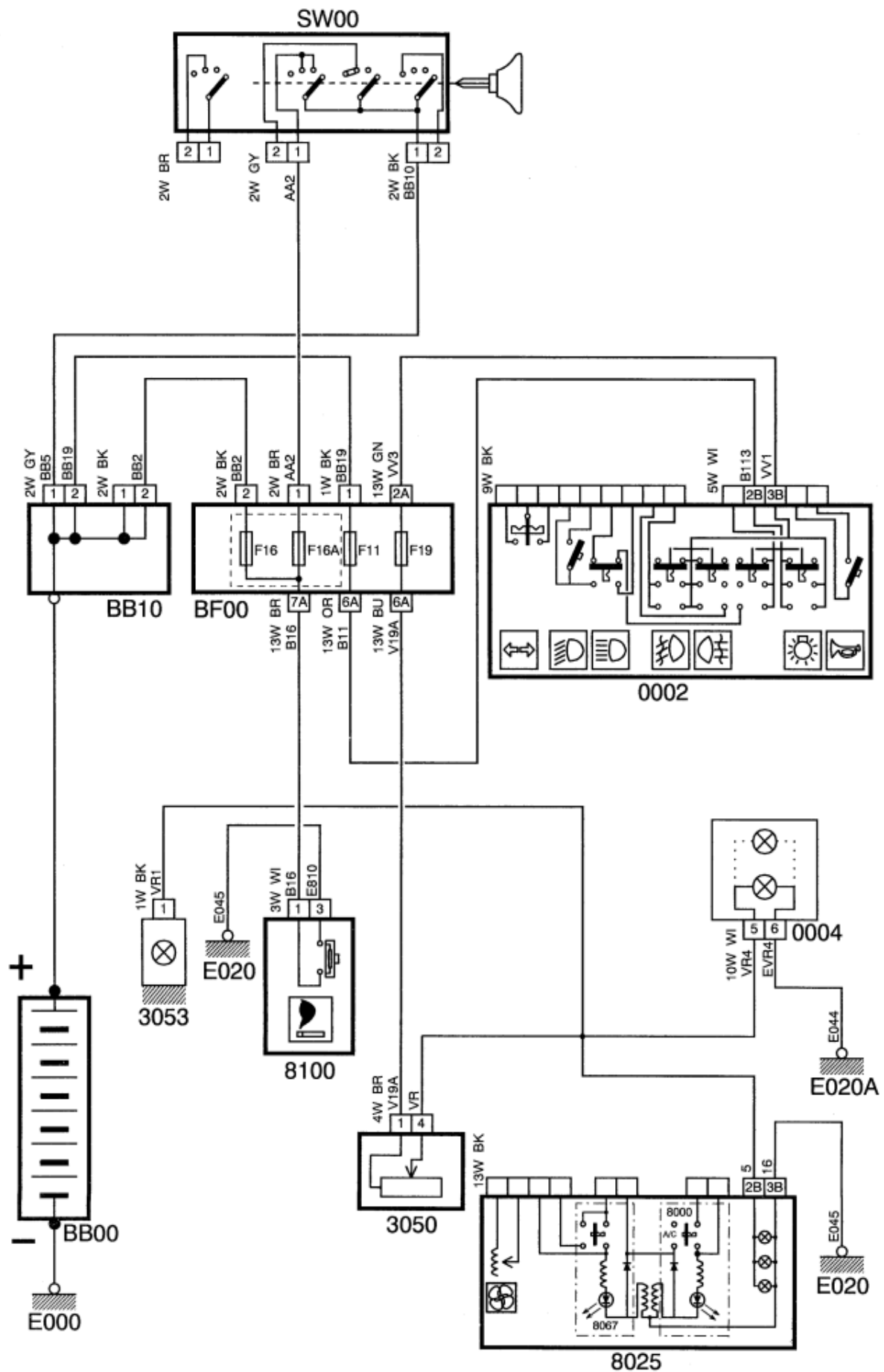
## Lighting rheostat and cigar lighter




W712D064

Component Number	Component Description	connectors	Harness
0002	Lighting and signaling switch	2600A	Front
0004	Instrument cluster	0004C	Front
3050	lighting rheostat	3050	Front
3053	Cigar lighter lamp	3053	Instrument panel
8025	heater panel	8025	Heater harness
8100	Front cigar lighter	8100	Instrument panel
BB00	Battery	--	Front
BB10	Branch box	BB10A, BB10B	Front
BF00	Fuse box (F16, F16A, F11, F19)	BF00A, BF00B, BF00D, BF00E , BF00F, BF00I, BF00J	Front
E000	Battery earth point	Battery	Front
E020A	Earth point	Bottom LH-A post	Front
Interconnector	Front to instrument panel harness	IC20A, IC20B	FR-FA
Interconnector	Front to heater harness	IC26A	FR-HE
SW00	Ignition switch	SW00A, SW00B	Front

## Schematic

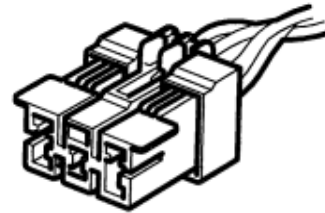
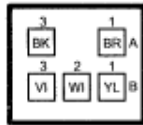




# Colour codes

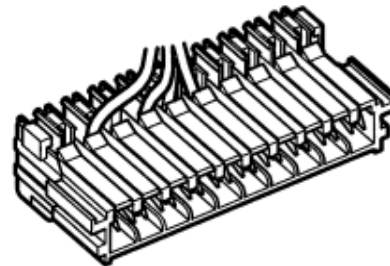
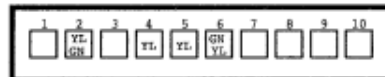
2600A

Front harness  
Light switch  
5 pin  
White



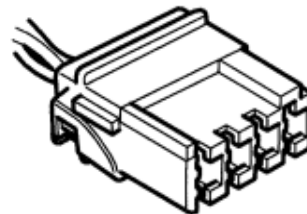
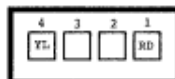
0004C

Front harness  
Instrument cluster (0004)  
10 pin  
White



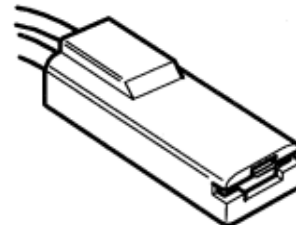
3050

Front harness  
Lighting rheostat  
4 pin  
Brown



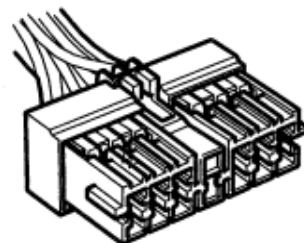
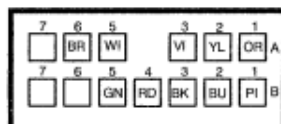
3053

Instrument panel harness  
Cigar lighter lamp  
1 pin  
Black



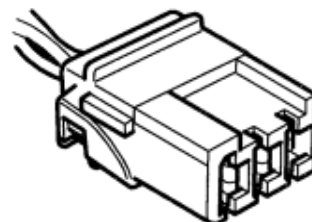
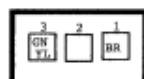
8025

Heater harness  
Heater panel  
13 pin  
Black



8100

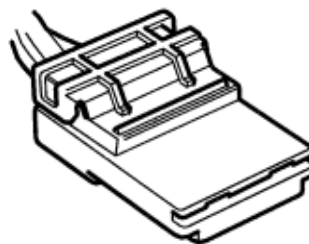
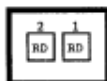
Instrument panel harness  
Front cigar lighter  
3 pin  
White



## Colour codes


BB10A

Front harness  
Branch box (BB10)  
2 pin  
Black



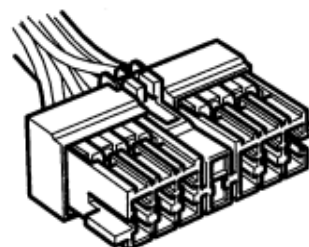
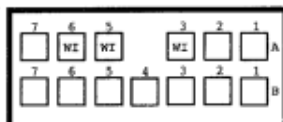
BB10B

Front harness  
Branch box (BB10)  
2 pin  
Black



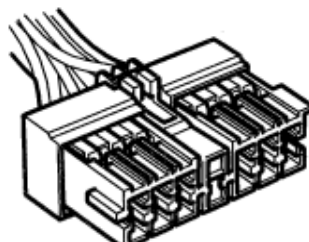
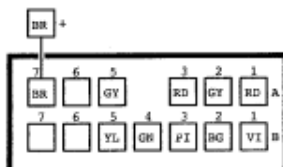
BF00A

Front Harness  
Fuse Box (BF00)  
13 pin  
Orange



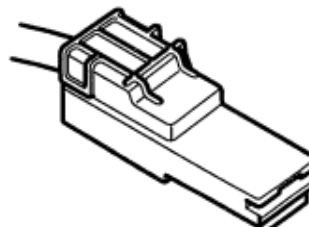
BF00B

Front Harness  
Fuse Box (BF00)  
13 pin  
Brown



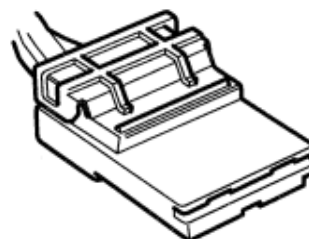
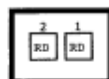
BF00D

Front Harness  
Fuse Box (BF00)  
1 pin  
Black



BF00E

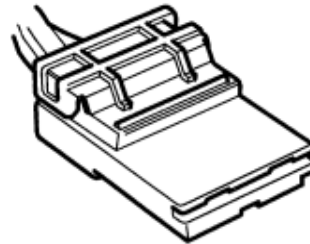
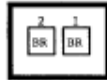
Front harness  
Fuse box (BF00)  
2 pin  
Black



# Colour codes

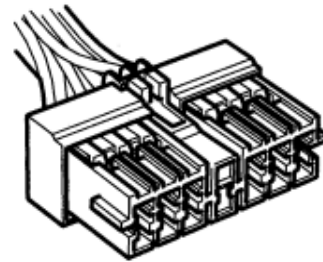
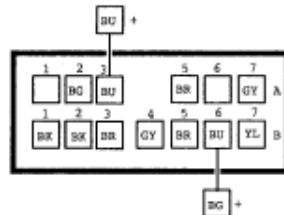
BF00F

Front harness  
Fuse box (BF00)  
2 pin  
Brown



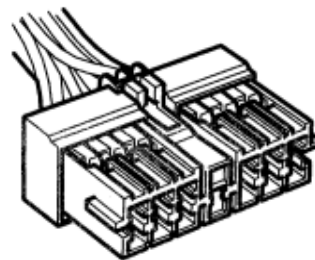
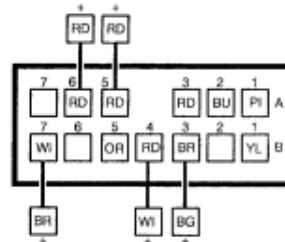
BF00I

Front harness  
Fuse box (BF00)  
13 pin  
Green



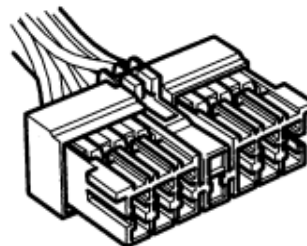
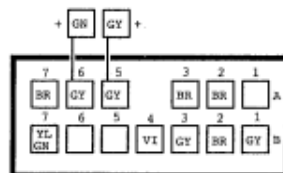
BF00J

Front harness  
Fuse box (BF00)  
13 pin  
Blue



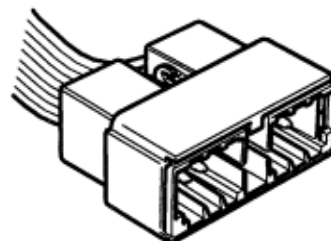
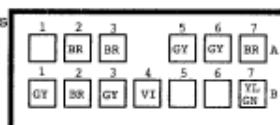
IC20A

Front harness  
Interconnector  
FA-FR  
13 pin  
White



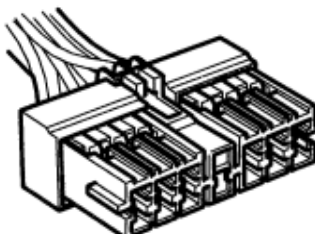
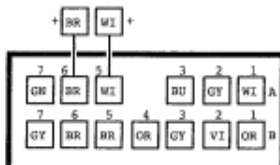
IC20A

Instrument panel harness  
Interconnector  
FA-FR  
13 pin  
White



IC20B

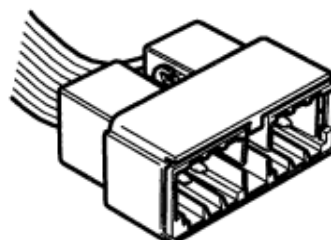
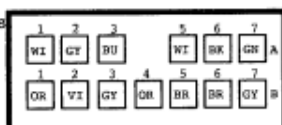
Front harness  
Interconnector  
FA-FR  
13 pin  
Black



## Colour codes

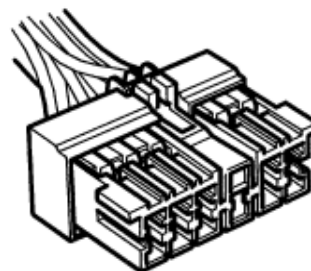
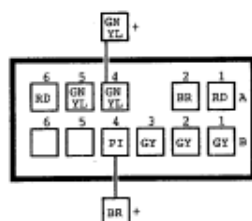
### IC20B

Instrument panel harness  
Interconnector  
FA-FR  
13 pin  
Black



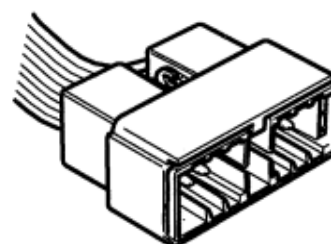
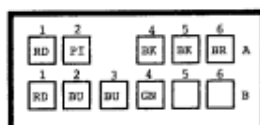
### IC26A

Front harness  
Interconnector  
FR-HE  
11 pin  
White



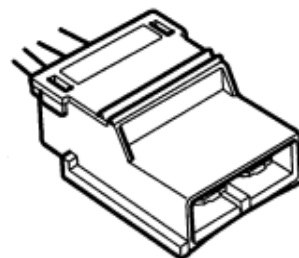
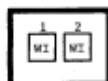
### IC26A

Heater harness  
Interconnector  
FR-HE  
11 pin  
White



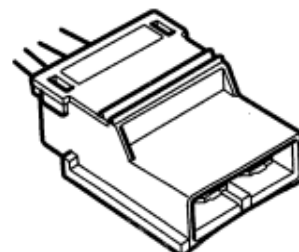
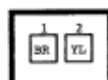
### SW00A

Front harness  
Ignition switch (SW00)  
2 pin  
Black



### SW00B

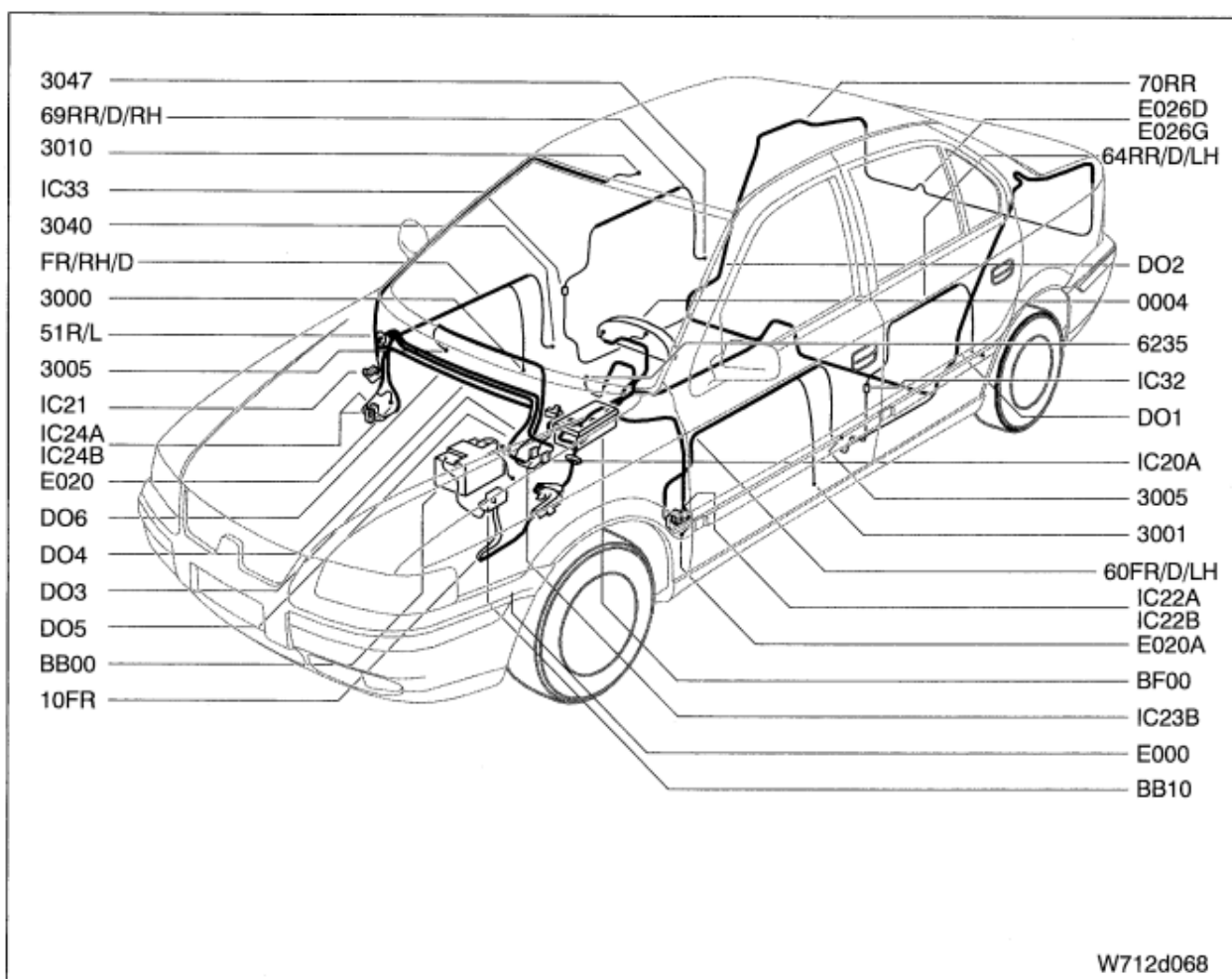
Front harness  
Ignition switch (SW00)  
2 pin  
Grey







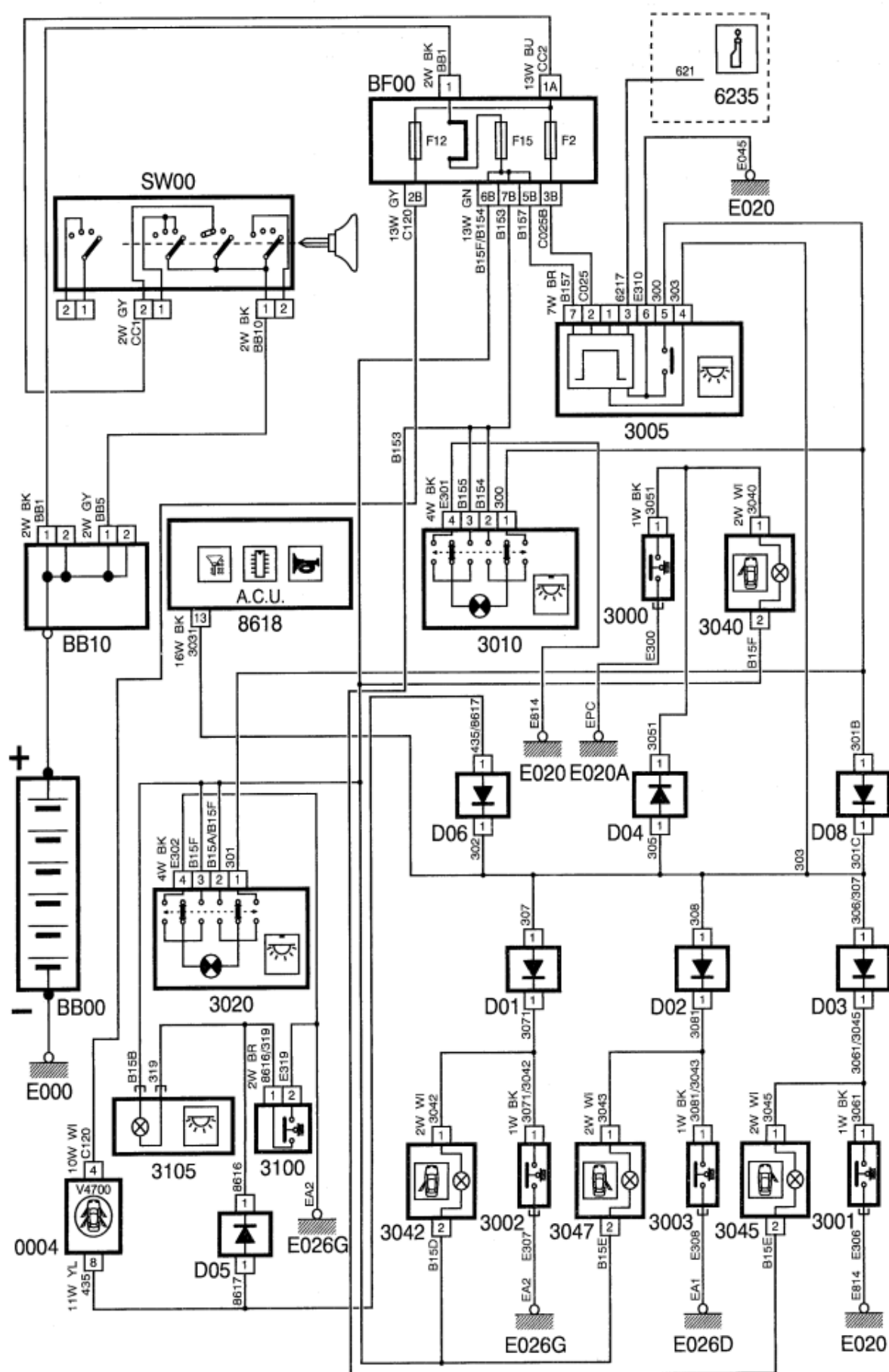
## Door lamps (Timed)



Component Number	Component Description	Connectors	Harness
0004	Instrument cluster(V4700=Door open warning lamp)	0004A,0004C	Front
3000	Door contact switch	3000,3000A	Front door (LH)
3001	Door contact switch	3001,3001A	Front door (RH)
3002	Door contact switch	3002,3002A	Rear
3003	Door contact switch	3003,3003A	Rear
3005	Roof lamp timer	3005	Instrument panel
3010	Roof lamp	3010	Front roof lamp
3020	Rear roof lamp	3020	Rear
3040	Door lamp	3040	Front door (LH)
3042	Door lamp	3042	Rear door (LH)
3045	Door lamp	3045	Front door (RH)
3047	Door lamp	3047	Rear door (RH)
3100	Trunk lamp switch	3100	Rear
3105	Trunk lamp	3105A,3105B	Rear
6245	Door lock switch	6245 (6205)	Front door (RH)
BB00	Battery	--	Front
BB10	Branch box	BB10A,BB10B	Front
BF00	Fuse box (F2,F12,F15)	BF00C,BF00E,BF00I,BF00J	Front
E000	Battery earth point	Battery	Front
E020	Earth point	Bottom RH-A Post	Front
E020A	Earth point	Bottom LH-A Post	Front
E026D	Earth point	Rear panel inner-Boot	Rear

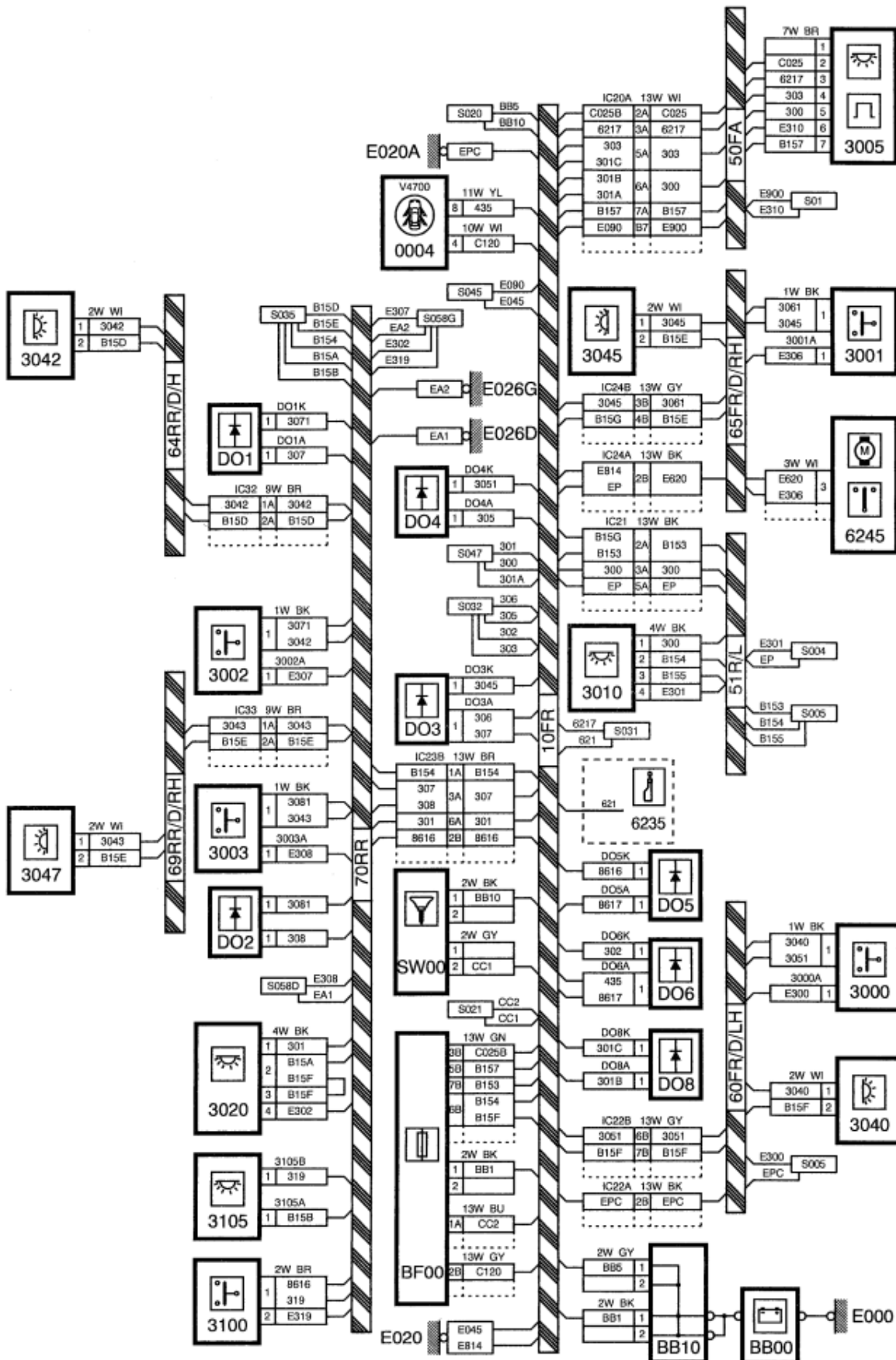
Component Number	Component Description	Connectors	Harness
E026G	Earth point	Rear panel inner-Boot	Rear
Interconnector	Front to instrument panel harness	IC20A	FA-FR
Interconnector	Front to instrument panel harness	IC21	FR-R/L
Interconnector	Front to front door harness(LH)	IC22A	FR-FR/LH/D
Interconnector	Front to front door harness(LH)	IC22B	FR-FR/LH/D
Interconnector	Front to rear harness	IC23B	FR-RR
Interconnector	Front of front door harness(RH)	IC24A	FR-FR/D/RH
Interconnector	Front of front door harness(RH)	IC24B	FR-FR/D/RH
Interconnector	Rear to rear door harness(LH)	IC32	RR/D/L-RR
Interconnector	Rear to rear door harness(RH)	IC33	RR/D/R-RR
SW00	Ignition switch	SW00A,SW00B	Front

## Schematic



W712D131

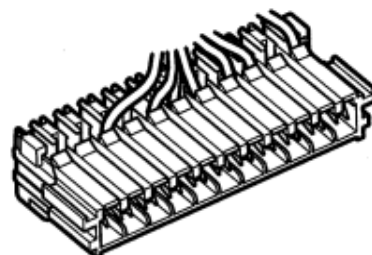
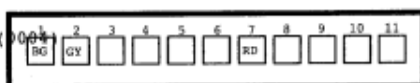
## Circuit



## Colour codes

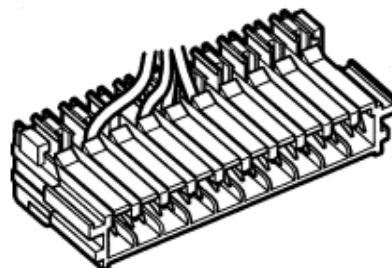
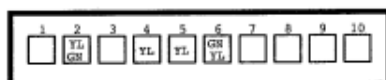
0004A

Front harness  
Instrument cluster (0004)  
11 pin  
Yellow



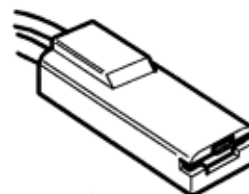
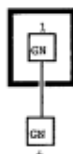
0004C

Front harness  
Instrument cluster (0004)  
10 pin  
White



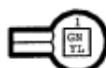
3000

Front door harness LH  
Door contact switch  
1 pin  
Black



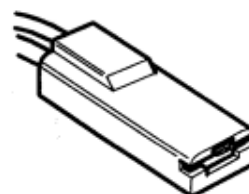
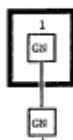
3000A

LH front door harness  
Door contact switch  
1 pin



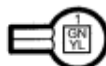
3001

Front door harness RH  
Door contact switch  
1 pin  
Black


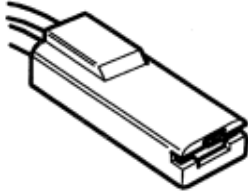
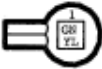


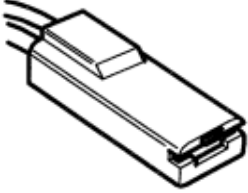
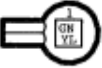

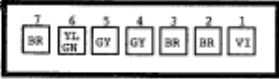
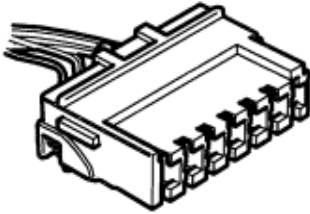
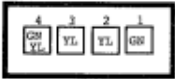



3001A

Front door harness  
Door contact switch  
1 pin



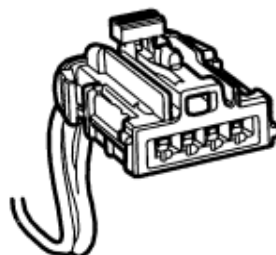
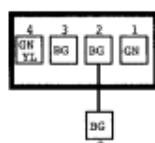
# Colour codes

<p>3002</p> <p>Rear harness Door contact switch 1 pin Black</p>	 
<p>3002A</p> <p>Rear harness Door contact switch 1 pin</p>	 
<p>3003</p> <p>Rear harness Door contact switch 1 pin Black</p>	 
<p>3003A</p> <p>Rear harness Door contact switch 1 pin</p>	 
<p>3005</p> <p>Instrument panel harness Roof lamp timer 7 pin Brown</p>	 
<p>3010</p> <p>Front roof lamp harness Roof lamp 4 pin Black</p>	 

## Colour codes

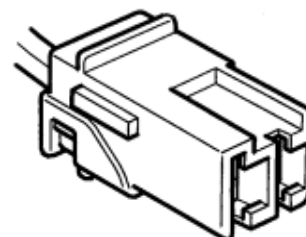
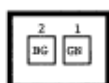
3020

Rear harness  
Rear roof lamp  
4 pin  
Brown



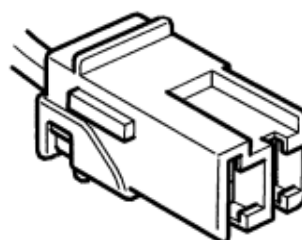
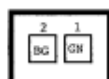
3040

Front door harness LH  
Door lamp  
2 pin  
White



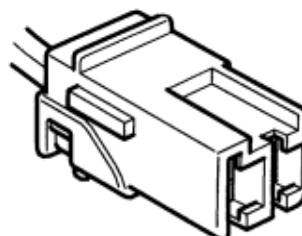
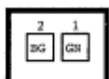
3042

Rear door harness LH  
Door lamp  
2 pin  
White



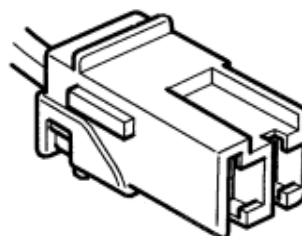
3045

Front door harness RH  
Door lamp  
2 pin  
White



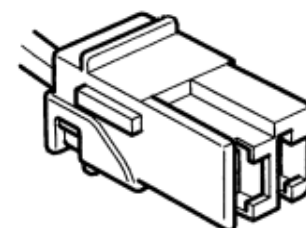
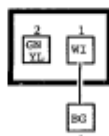
3047

Rear door harness RH  
Door lamp  
2 pin  
White



3100

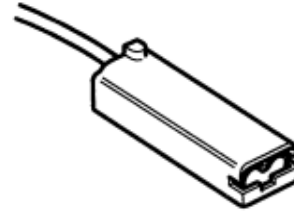
Rear harness  
Trunk lamp switch  
2 pin  
Brown



## Colour codes

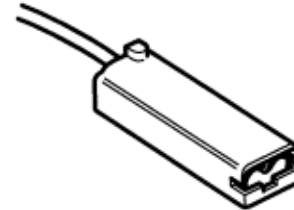
3105A

Rear harness  
Trunk lamp  
1 pin  
Black



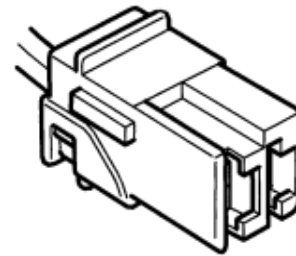
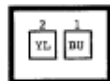
3105B

Rear harness  
Trunk lamp  
1 pin  
Black



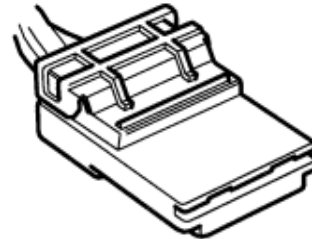
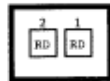
6245

RH front door harness  
Door lock motor  
2 pin  
Brown



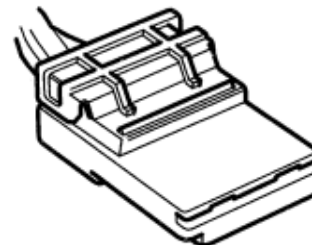
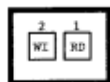
BB10A

Front harness  
Branch box (BB10)  
2 pin  
Black



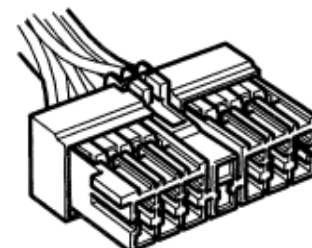
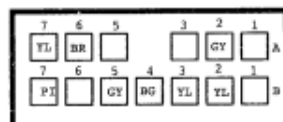
BB10B

Front harness  
Branch box (BB10)  
2 pin  
Black



BF00C

Front harness  
Fuse box (BF00)  
13 pin  
Grey

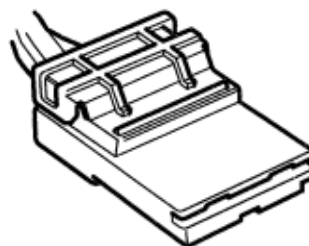
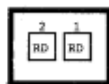




## Colour codes

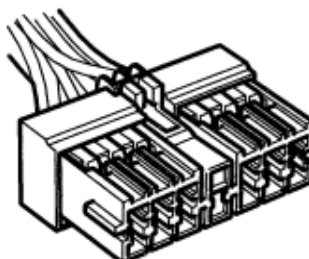
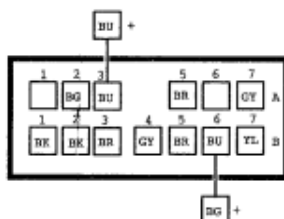
BF00E

Front harness  
Fuse box (BF00)  
2 pin  
Black



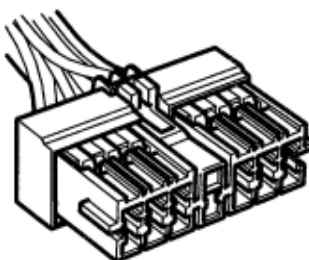
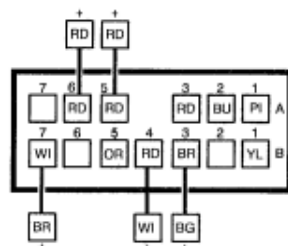
BF00I

Front harness  
Fuse box (BF00)  
13 pin  
Green



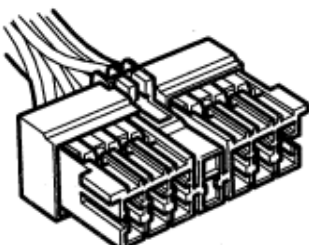
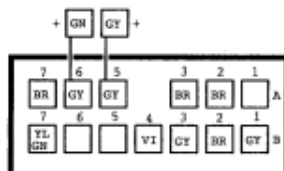
BF00J

Front harness  
Fuse box (BF00)  
13 pin  
Blue



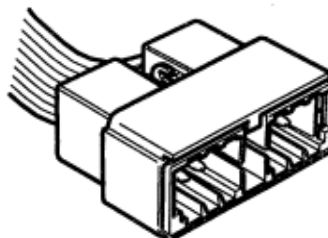
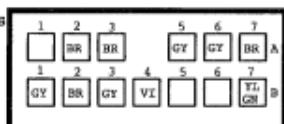
IC20A

Front harness  
Interconnector  
FA-FR  
13 pin  
White



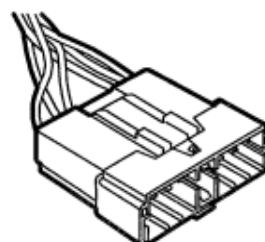
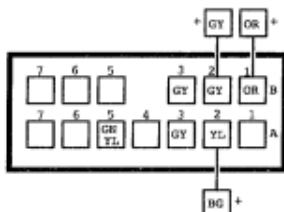
IC20A

Instrument panel harness  
Interconnector  
FA-FR  
13 pin  
White



IC21

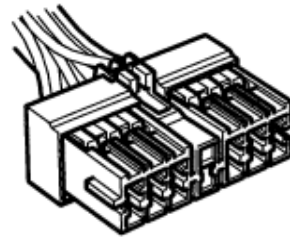
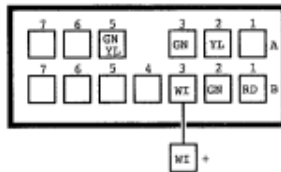
Front harness  
Interconnector  
FR-RFL  
13 pin  
Black



# Colour codes

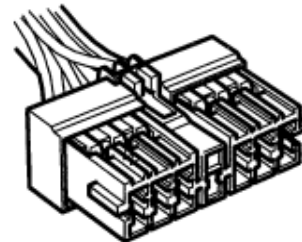
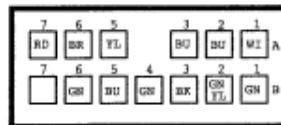
## IC21

Roof lamp harness  
Interconnector  
FR-RFL  
13 pin  
Black



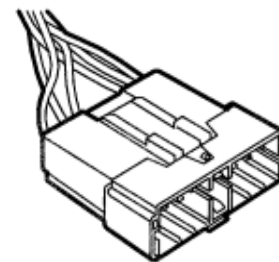
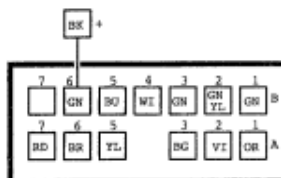
## IC22A

Front door harness LH  
Interconnector  
FR-FR/LH/D  
13 pin  
Black



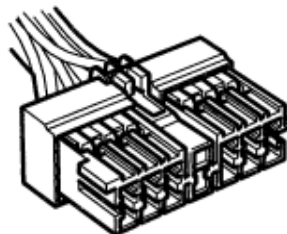
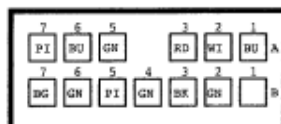
## IC22A

Front harness  
Interconnector  
FR-FR/LH/D  
13 pin  
Black



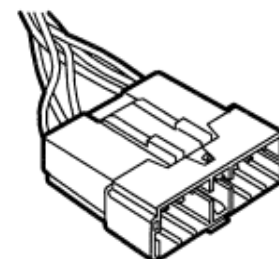
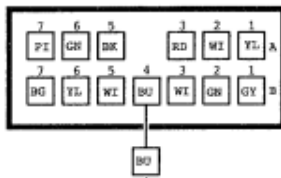
## IC22B

Front door harness LH  
Interconnector  
FR-FR/LH/D  
13 pin  
Grey



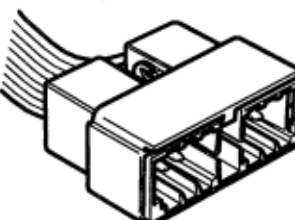
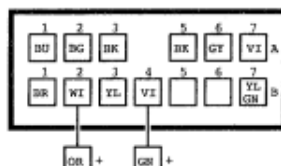
## IC22B

Front harness  
Interconnector  
FR-FR/LH/D  
13 pin  
Grey



## IC23B

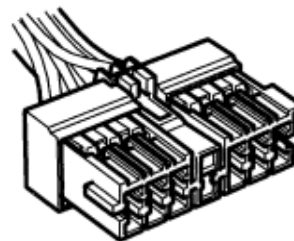
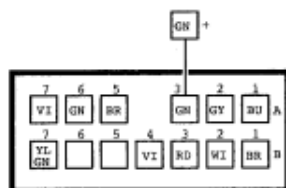
Front harness  
Interconnector  
FR-RR  
13 pin  
Brown



## Colour codes

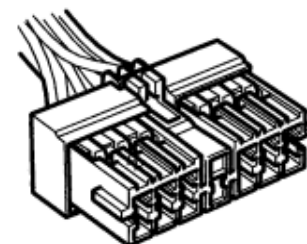
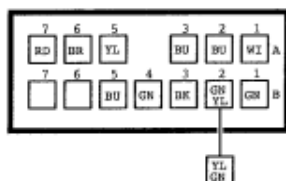
### IC23B

Rear harness  
Interconnector  
FR-RR  
13 pin  
Brown



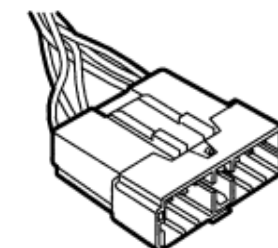
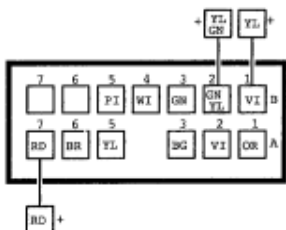
### IC24A

Front door harness RH  
Interconnector  
FR-FR/RH/D  
13 pin  
Black



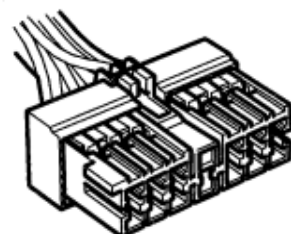
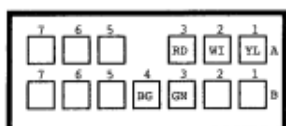
### IC24A

Front harness  
Interconnector  
FR-FR/RH/D  
13 pin  
Black



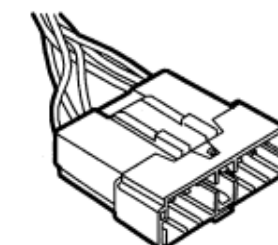
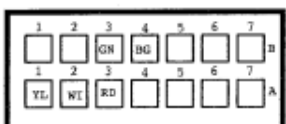
### IC24B

Front door harness  
Interconnector  
FR-FR/RH/D  
13 pin  
Grey



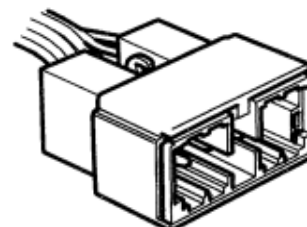
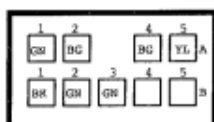
### IC24B

Front harness  
Interconnector  
FR-FR/RH/D  
13 pin  
Grey



### IC32

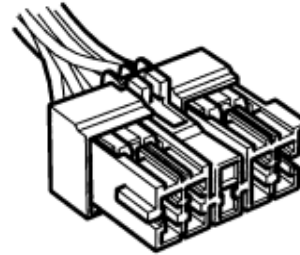
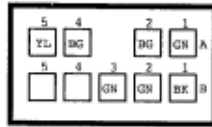
Rear door harness (LH)  
Interconnector  
RR-RR/D/L  
9 pin  
Brown



## Colour codes

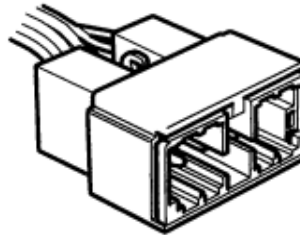
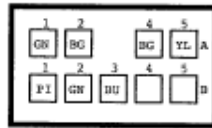
IC32

Rear harness  
Interconnector  
RR-RR/D/L  
9 pin  
Brown



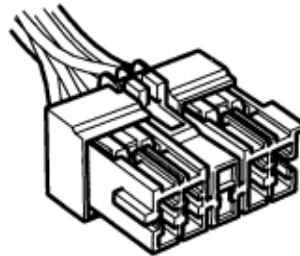
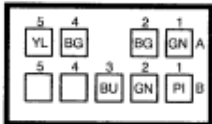
IC33

Rear door harness (RH)  
Interconnector  
RR-RR/D/R  
9 pin  
Brown



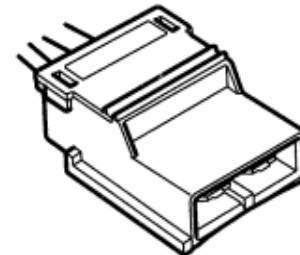
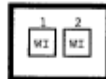
IC33

Rear harness  
Interconnector  
RR-RR/D/L  
9 pin  
Brown



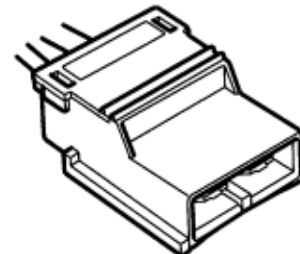
SW00A

Front harness  
Ignition switch (SW00)  
2 pin  
Black



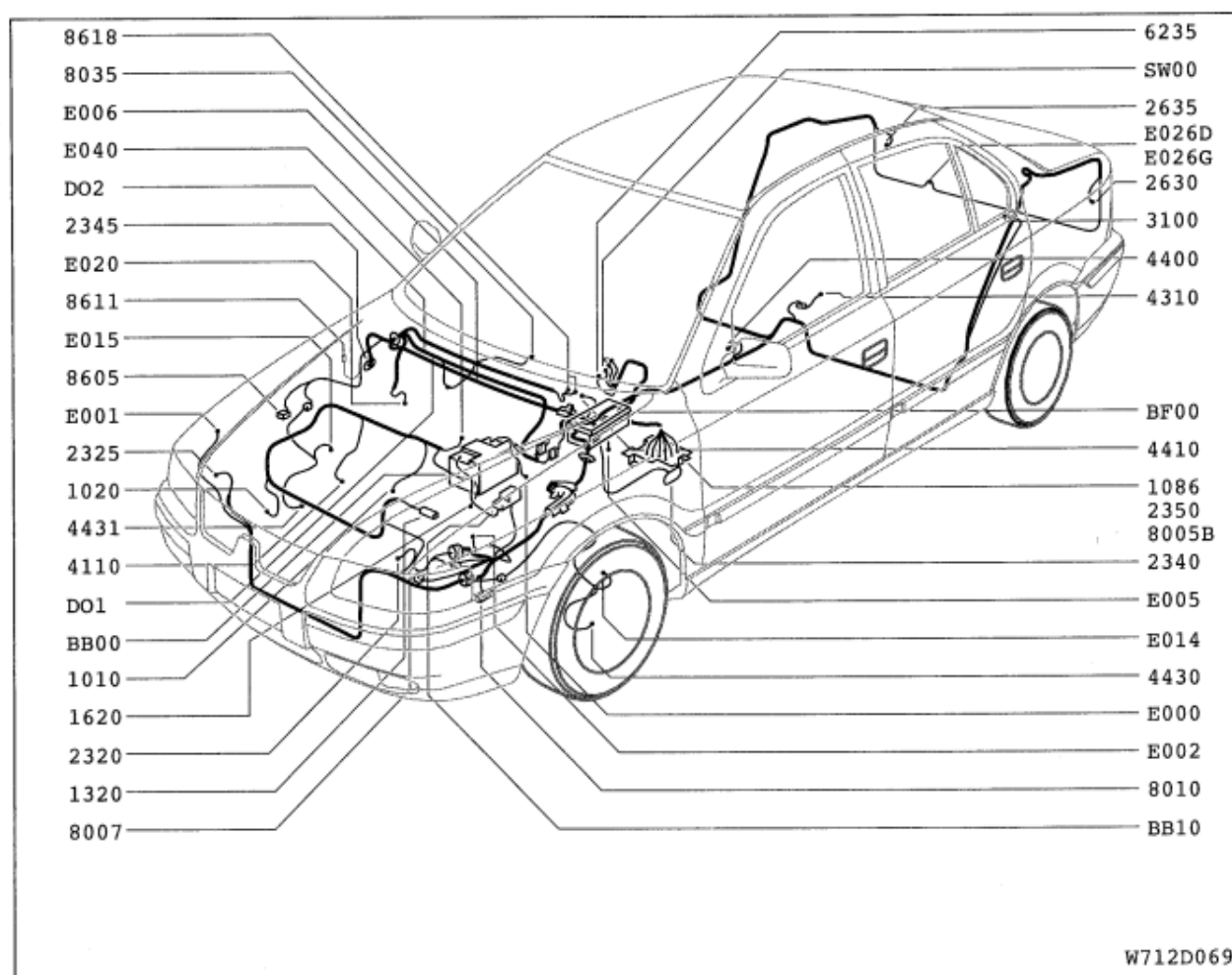
SW00B

Front harness  
Ignition switch (SW00)  
2 pin  
Grey



## Driver Information

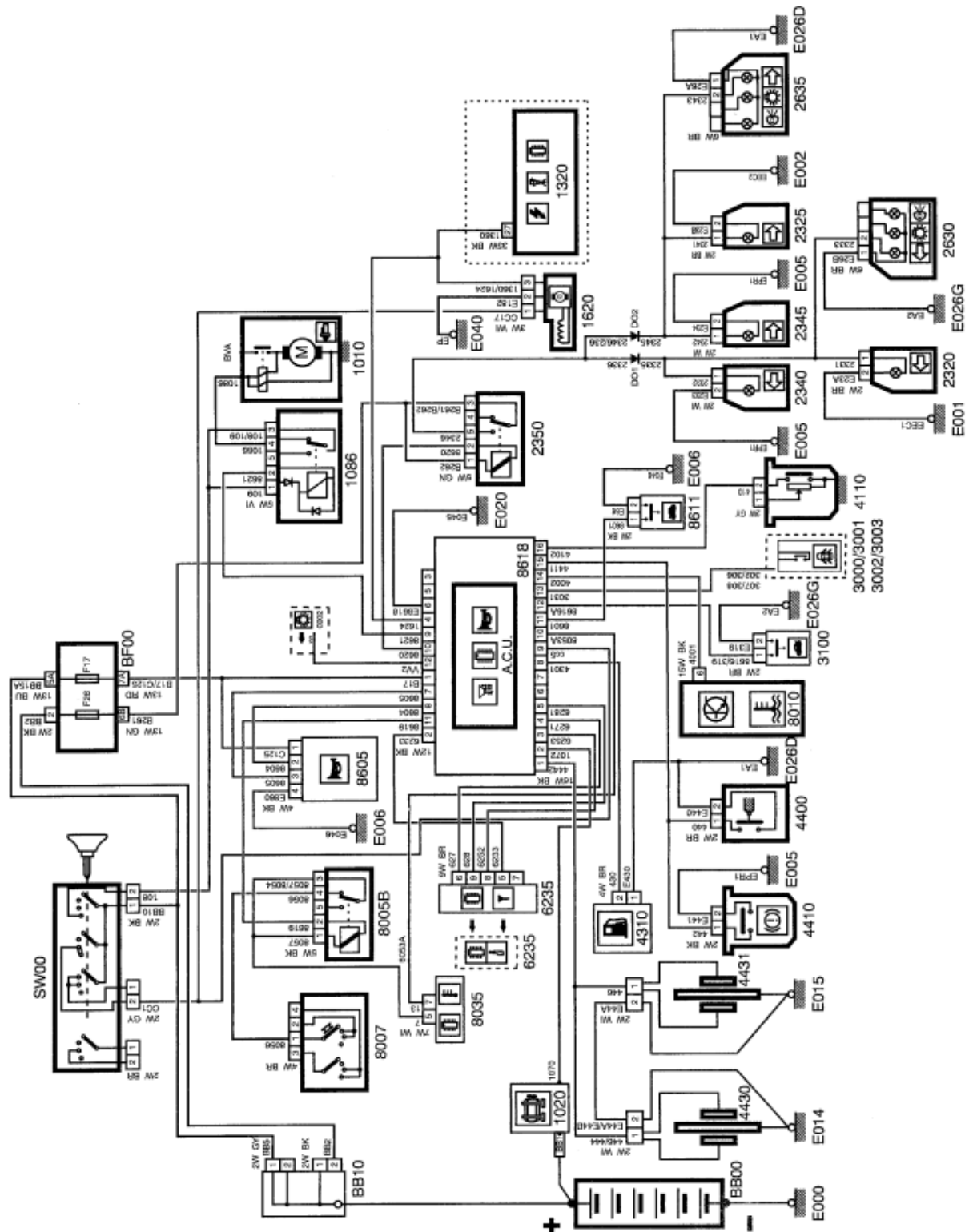
### Alarm control unit (A.C.U.)



Component Number	Component Description	Connectors	Harness
1010	Starter	1010	Engine
1020	Alternator	1020	Engine
1086	Start relay	1086	Front
1320	Ignition injection control unit	1320	Engine
1620	Vehicle speed sensor	1620	Engine
2320	LH direction indicator lamp	2320	Front panel
2325	RH direction indicator lamp	2325	Front panel
2340	LH side repeater flasher	2340	Front
2345	RH side repeater flasher	2345	Front
2350	Flasher relay	2350	Front
2630	LH tail light	2630	Rear
2635	RH tail light	2635	Rear
3100	Trunk lamp switch	3100	Rear

Component Number	Component Description	Connectors	Harness
4110	Oil pressure switch	4110	Engine
4310	Fuel gague	4310	Rear
4400	Hand brake switch	4400	Rear
4410	Brake fluid level switch	4410	Front
6235	Central locking control unit	6235	Front
8005B	Cooler relay	8005B	Front
8007	Pressostat	8007	Front
8010	Electronic box (Temperatue unit)	8010	Front
8035	Passenger compartment temperature electronic thermostat	8035	Heater
8605	Security alarm siren	8605	Front
8611	Bonnet switch	8611	Front
8618	A.C.U.	8618A,8618B	Front
BB00	Battery	—	Front
BB10	Branch box	BB10A,BB10B	Front
BF00	Fuse box (F17,F26)	BF00E,BF00H,BF00I,BF00J	Front
E000	Battery Earth point	Battery	Front
E001	Earth point	Front LH inner fender - Engine bay	Front panel
E002	Earth point	Front RH inner fender - Engine bay	Front panel
E005	Earth point	LH side plenum chamber	Front
E006	Earth point	Plenum	Front
E014	Earth point	Brake system	Front
E015	Earth point	Brake system	Front
E020	Erath point	Bottom RH - A Post	Front
E040	Erath point	Engine	Engine
E026D	Earth point	Rear panel Inner-Boot	Rear
E026G	Earth point	Rear panel Inner-Boot	Rear
Interconnector	Front to front panel harness	IC01	FR/P-FR
Interconnector	Front to front panel harness	IC02A	FR-EN
Interconnector	Front to front panel harness	IC02C	FR-EN
Interconnector	Front to brake pad wear harness	IC03A	FR-PW
Interconnector	Front to brake pad wear harness	IC03B	FR-PW
Interconnector	Front to rear harness	IC23A	FR-RR
Interconnector	Front to rear harness	IC23B	FR-RR
Interconnector	Front to rear harness	IC23C	FR-RR
Interconnector	Front to heater harness	IC26A	FR-HE
SW00	Ignition switch	SW00A,SW00B	Front

## Schematic







## Colour codes

1010

Engine harness  
Starter  
1 pin



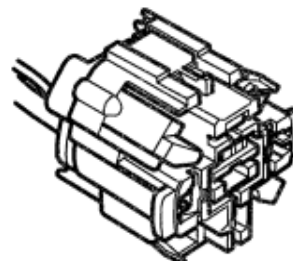
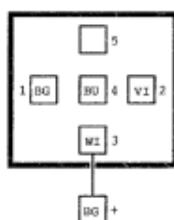
1020

Engine harness  
Alternator  
1 pin



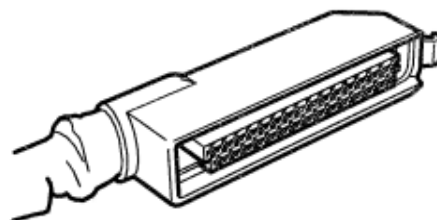
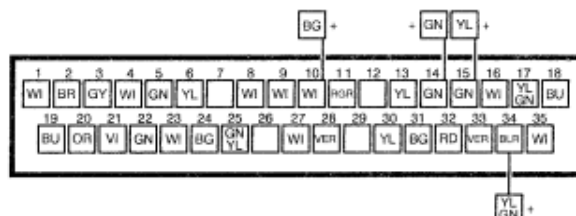
1086

Front harness  
Starter  
5 pin  
Violet



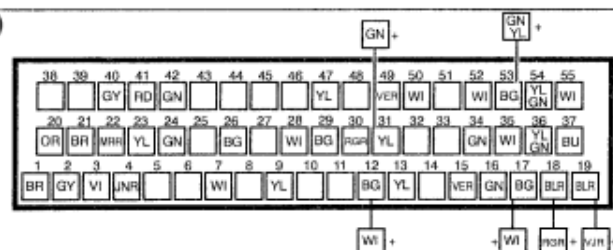
1320 (MM)

Engine harness  
Ignition injection  
control unit  
55 pin  
Black



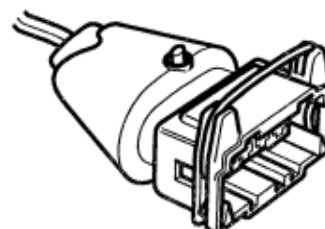
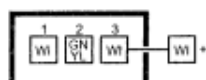
1320 (Sagem)

Engine harness  
Ignition injection  
control unit  
55 pin  
Black

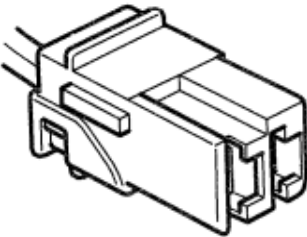
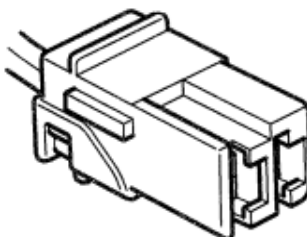
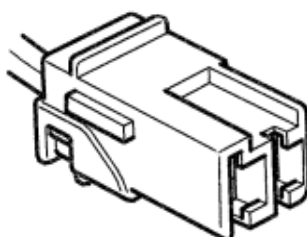
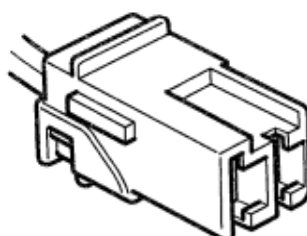
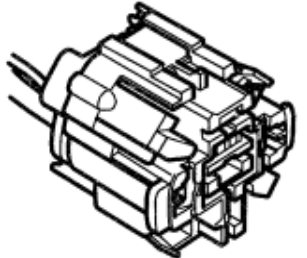
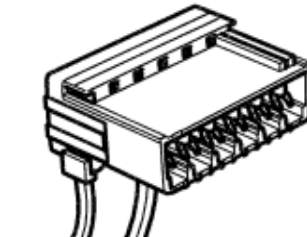


1620


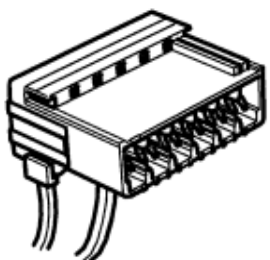
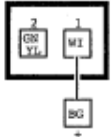
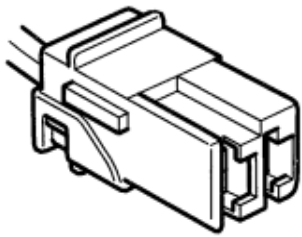

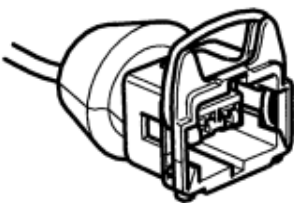

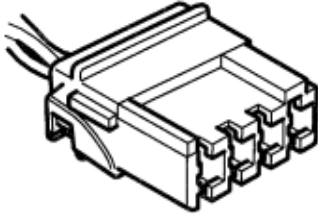
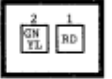
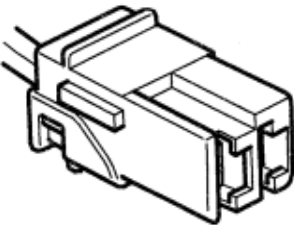
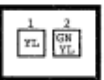
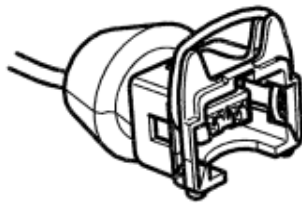
Engine harness  
Vehicle speed sensor  
3 pin  
White



# Colour codes

<p>2320</p> <p>Front panel harness LH front direction indicator lamp 2 pin Brown</p>	
<p>2325</p> <p>Front panel harness RH front direction indicator lamp 2 pin Brown</p>	
<p>2340</p> <p>Front harness LH side repeater flasher 2 pin White</p>	
<p>2345</p> <p>Front harness RH side repeater flasher 2 pin White</p>	
<p>2350</p> <p>Front harness Flasher relay 5 pin Green</p>	
<p>2630</p> <p>Rear harness LH tail lamp 6 pin Brown</p>	

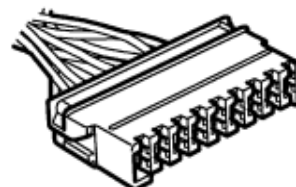
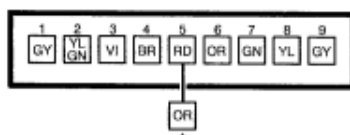
## Colour codes

<p>2635</p> <p>Rear harness RH Tail lamp 6 pin Brown</p> 	
<p>3100</p> <p>Rear harness Trunk lamp switch 2 pin Brown</p> 	
<p>4110</p> <p>Engine harness Oilpressure switch 2 pin Grey</p> 	
<p>4310</p> <p>Rear harness Fuel gauge 4 pin Brown</p> 	
<p>4400</p> <p>Rear harness Handbrake switch 2 pin Brown</p> 	
<p>4410</p> <p>Front harness Brake fluid level switch 2 pin Black</p> 	

# Colour codes

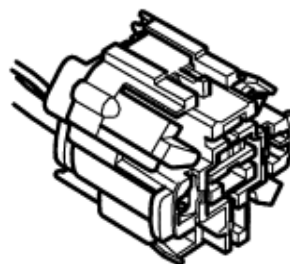
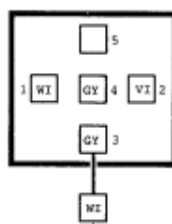
6235

Front harness  
Central locking  
control unit  
9 pin  
Brown



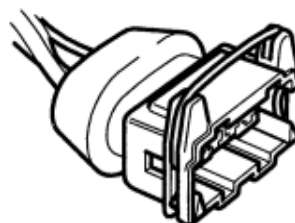
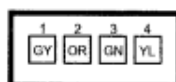
8005B

Front harness  
Cooler relay  
5 pin  
Black



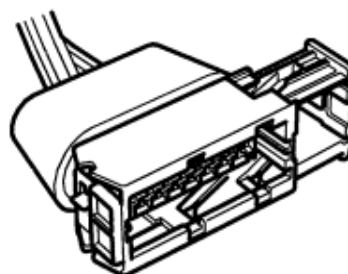
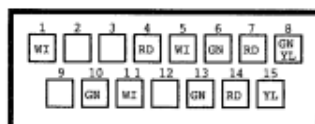
8007

Front harness  
Pressostat  
4 pin  
Brown



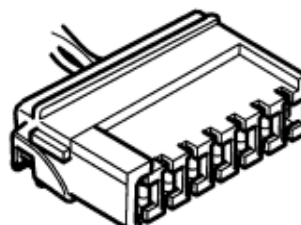
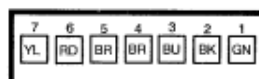
8010

Front harness  
Electronic box  
Temperature unit  
15 pin  
Black



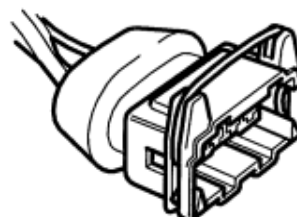
8035

Heater harness  
Passenger compartment  
temperature electronic thermistor  
7pin  
White



8605

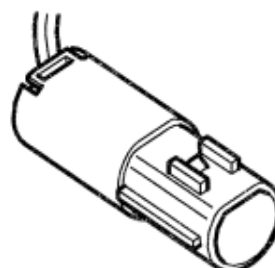
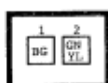
Front harness  
Security alarm Siren  
4 pin  
Brown



## Colour codes

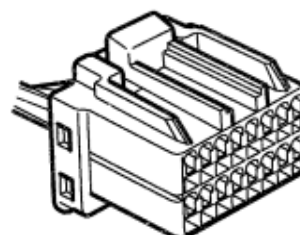
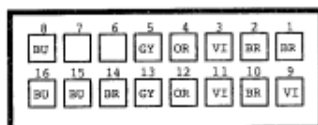
8611

Front harness  
Bonnet Switch  
2 pin  
Black



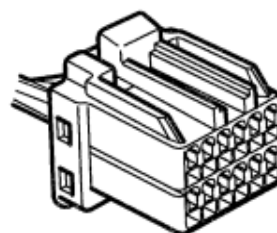
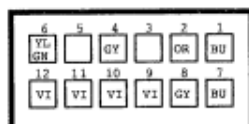
8618A

Front harness  
A.C.U. (8618)  
16 pin  
Black



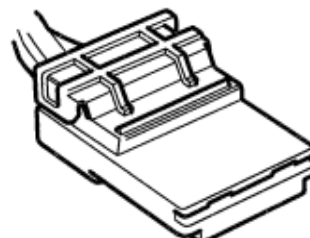
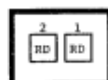
8618B

Front harness  
A.C.U. (8618)  
12 pin  
Black




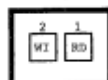
BB10A

Front harness  
Branch box (BB10)  
2 pin  
Black



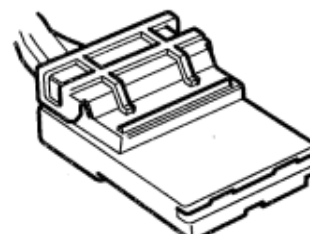
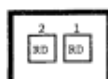
BB10B

Front harness  
Branch box (BB10)  
2 pin  
Black



BF00E

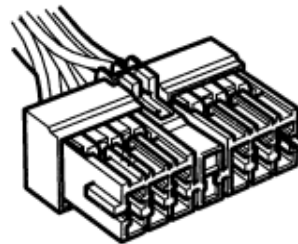
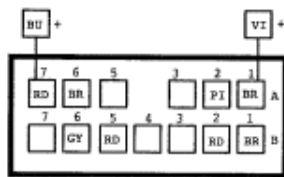
Front harness  
Fuse box (BF00)  
2 pin  
Black



# Colour codes

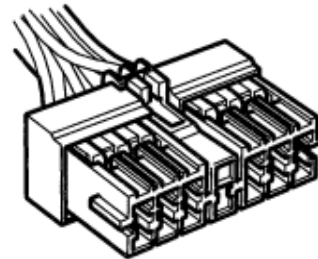
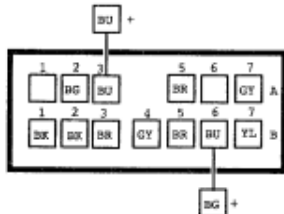
BF00H

Front harness  
Fuse box (BF00)  
13 pin  
Red



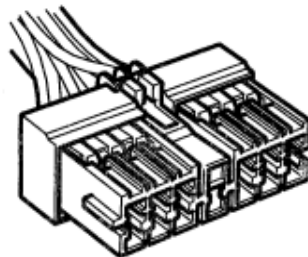
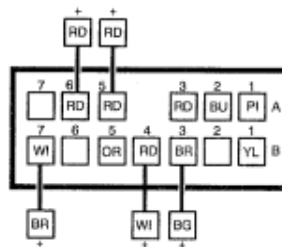
BF00I

Front harness  
Fuse box (BF00)  
13 pin  
Green



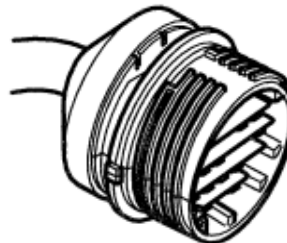
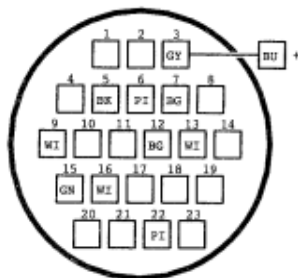
BF00J

Front harness  
Fuse box (BF00)  
13 pin  
Blue



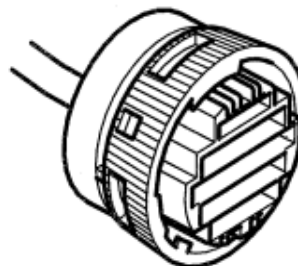
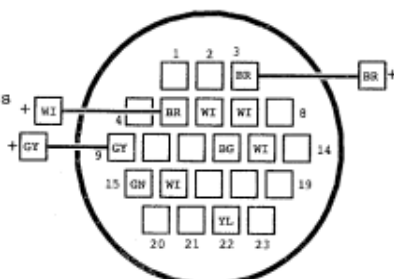
IC01

Front harness  
Interconnector  
FR/P-FR  
23 pin  
Grey



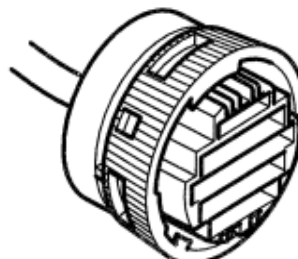
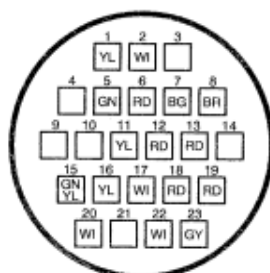
IC01

Front panel harness  
Interconnector  
FR/P-FR  
23 pin  
Grey



IC02A

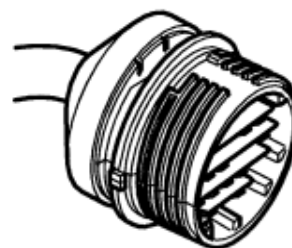
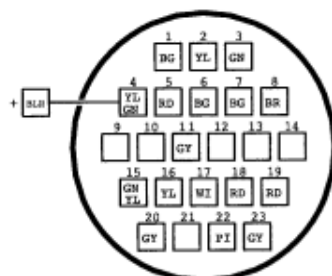
Engine harness  
Interconnector  
FR-EN  
23 pin  
Black



## Colour codes

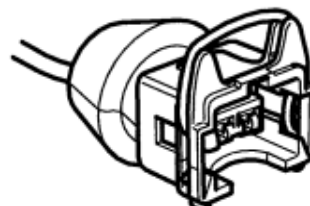
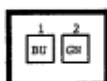
### IC02A

Front harness  
Interconnector  
FR-EN  
23 pin  
Black



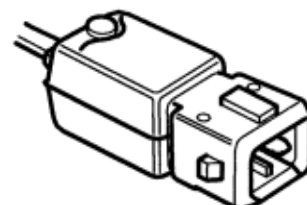
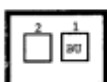
### IC02C

Engine harness  
Interconnector  
FR-EN  
2 pin  
Brown



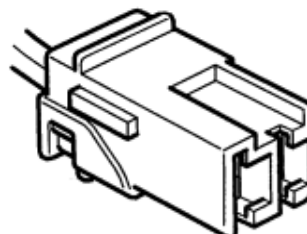
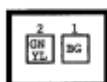
### IC02C

Front harness  
Interconnector  
FR-EN  
2 pin  
Brown



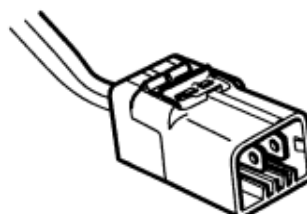
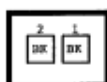
### IC03A

Front harness  
Interconnector  
FR-PW  
2 pin  
White



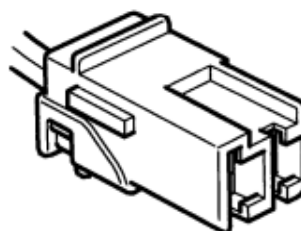
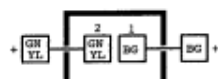
### IC03A

Brake pad wear harness  
FR-PW  
2 pin  
White



### IC03B

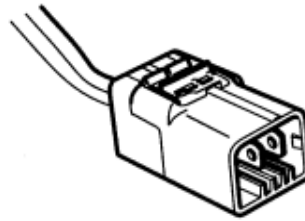
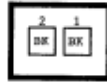
Front harness  
Interconnector  
FR-PW  
2 pin  
White



# Colour codes

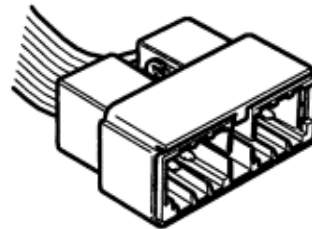
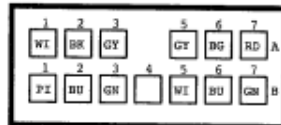
IC03B

Brake pad wear harness  
FR-PW  
2 pin  
White



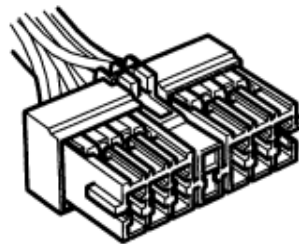
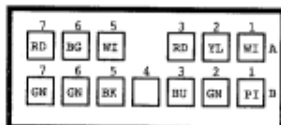
IC23A

Front harness  
Interconnector  
FR-RR  
13 pin  
Black



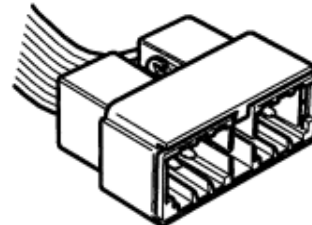
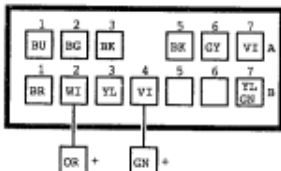
IC23A

Rear harness  
Interconnector  
FR-RR  
13 pin  
Black



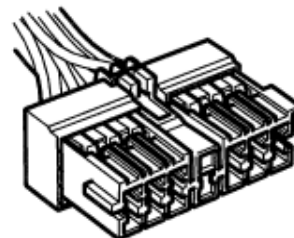
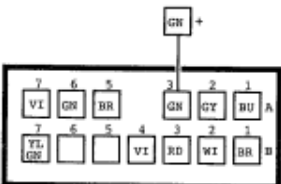
IC23B

Front harness  
Interconnector  
FR-RR  
13 pin  
Brown



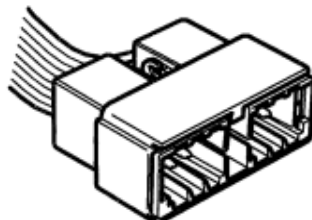
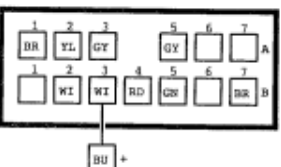
IC23B

Rear harness  
Interconnector  
FR-RR  
13 pin  
Brown



IC23C

Front harness  
Interconnector  
FR-RR  
13 pin  
Grey

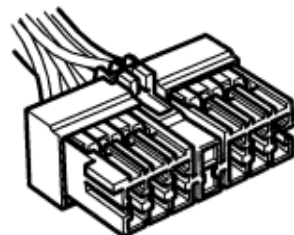
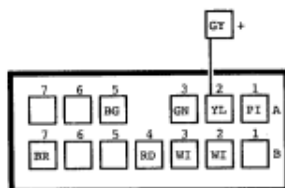




## Colour codes

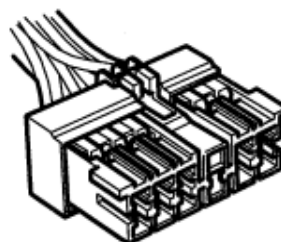
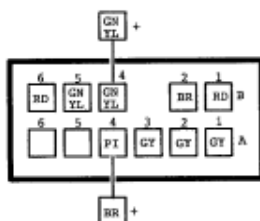
### IC23C

Rear harness  
Interconnector  
FR-RR  
13 pin  
Grey



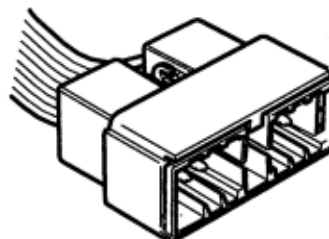
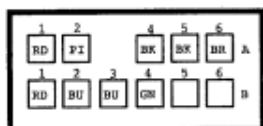
### IC26A

Front harness  
Interconnector  
FR-HE  
11 pin  
White



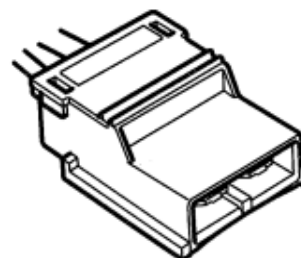
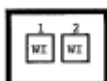
### IC26A

Heater harness  
Interconnector  
FR-HE  
11 pin  
White



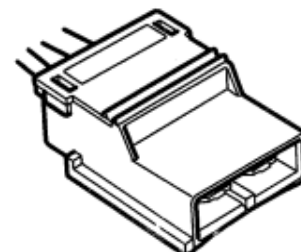
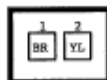
### SW00A

Front harness  
Ignition switch (SW00)  
2 pin  
Black



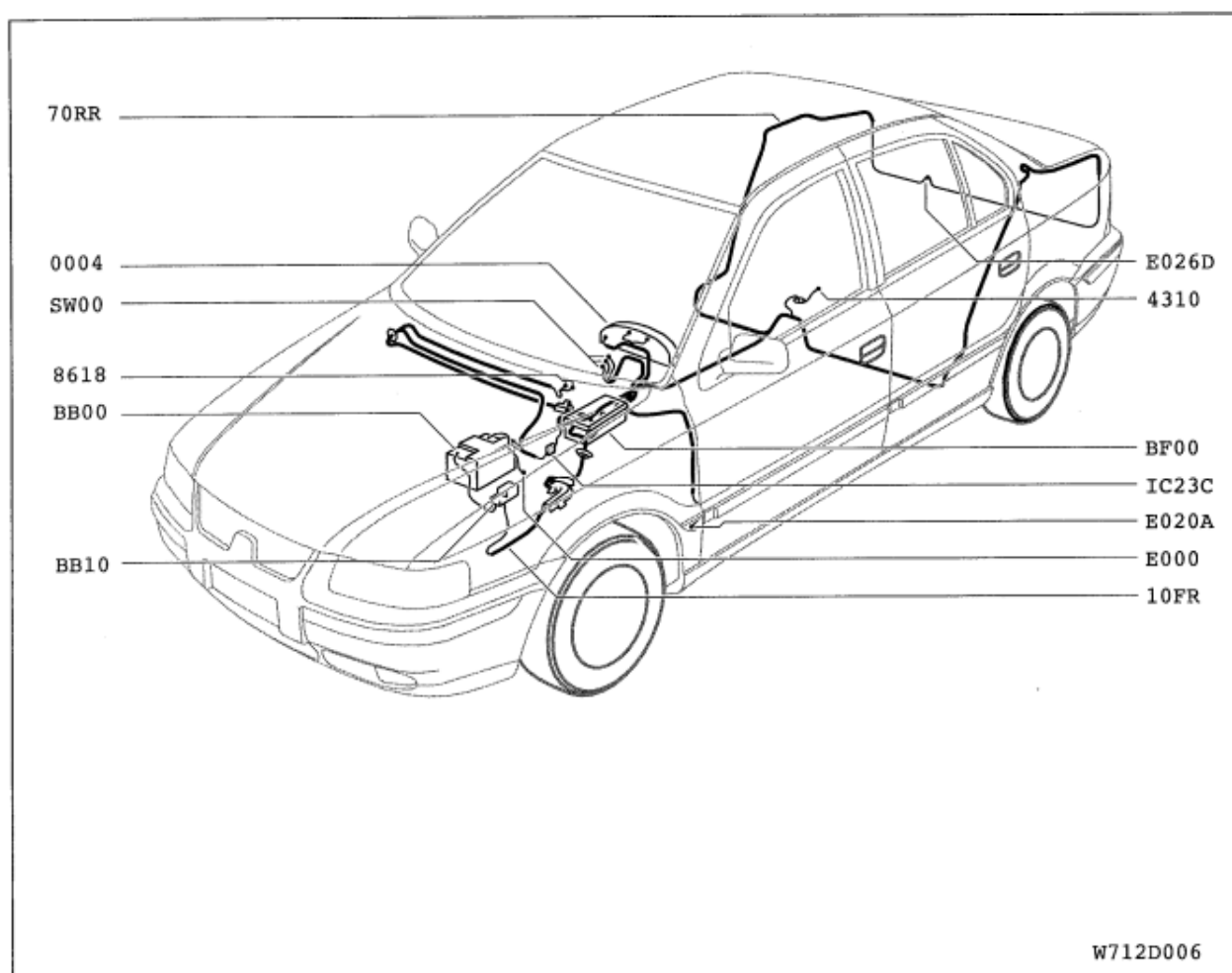
### SW00B

Front harness  
Ignition switch (SW00)  
2 pin  
Grey



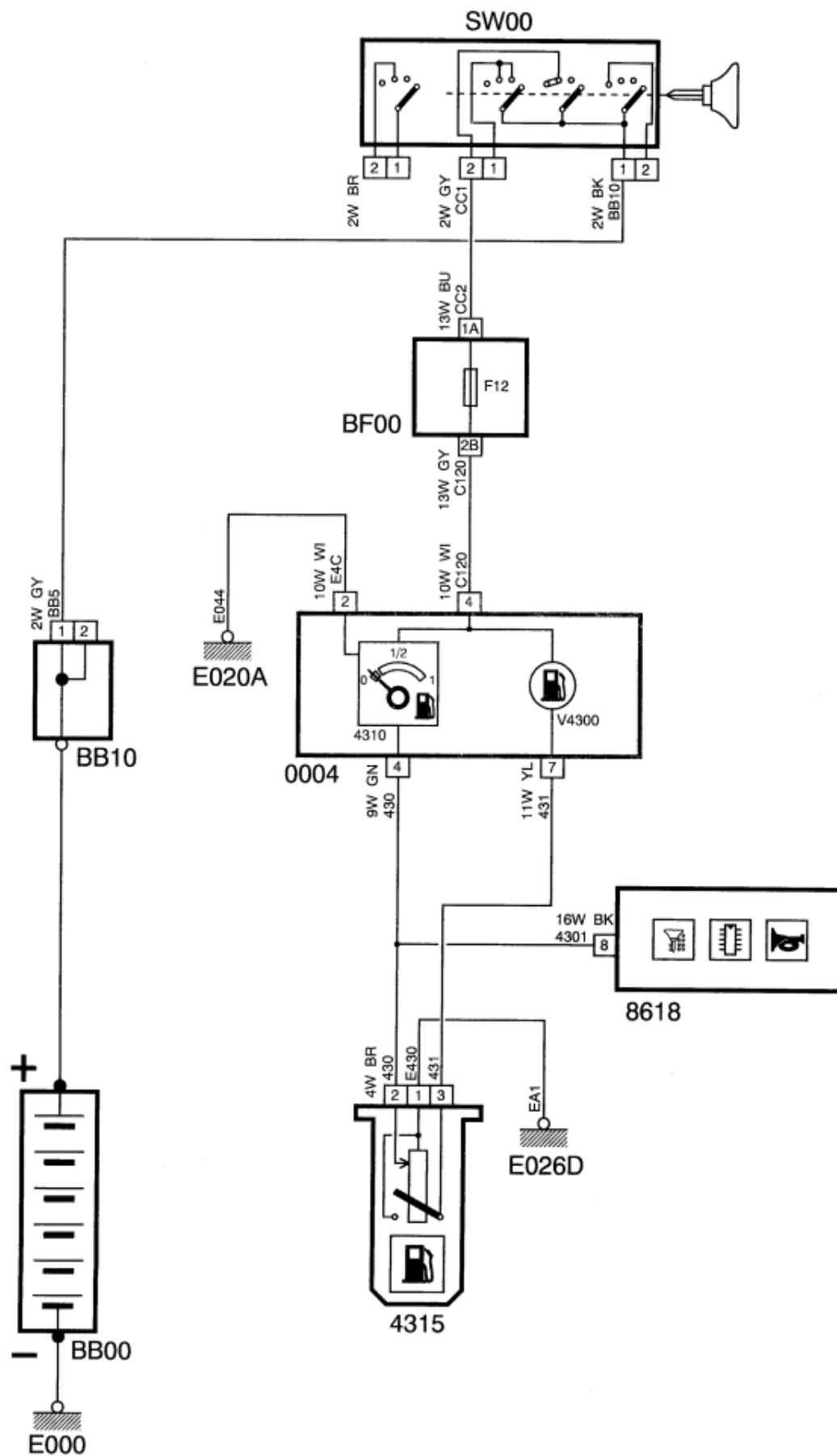


## Fuel gauge

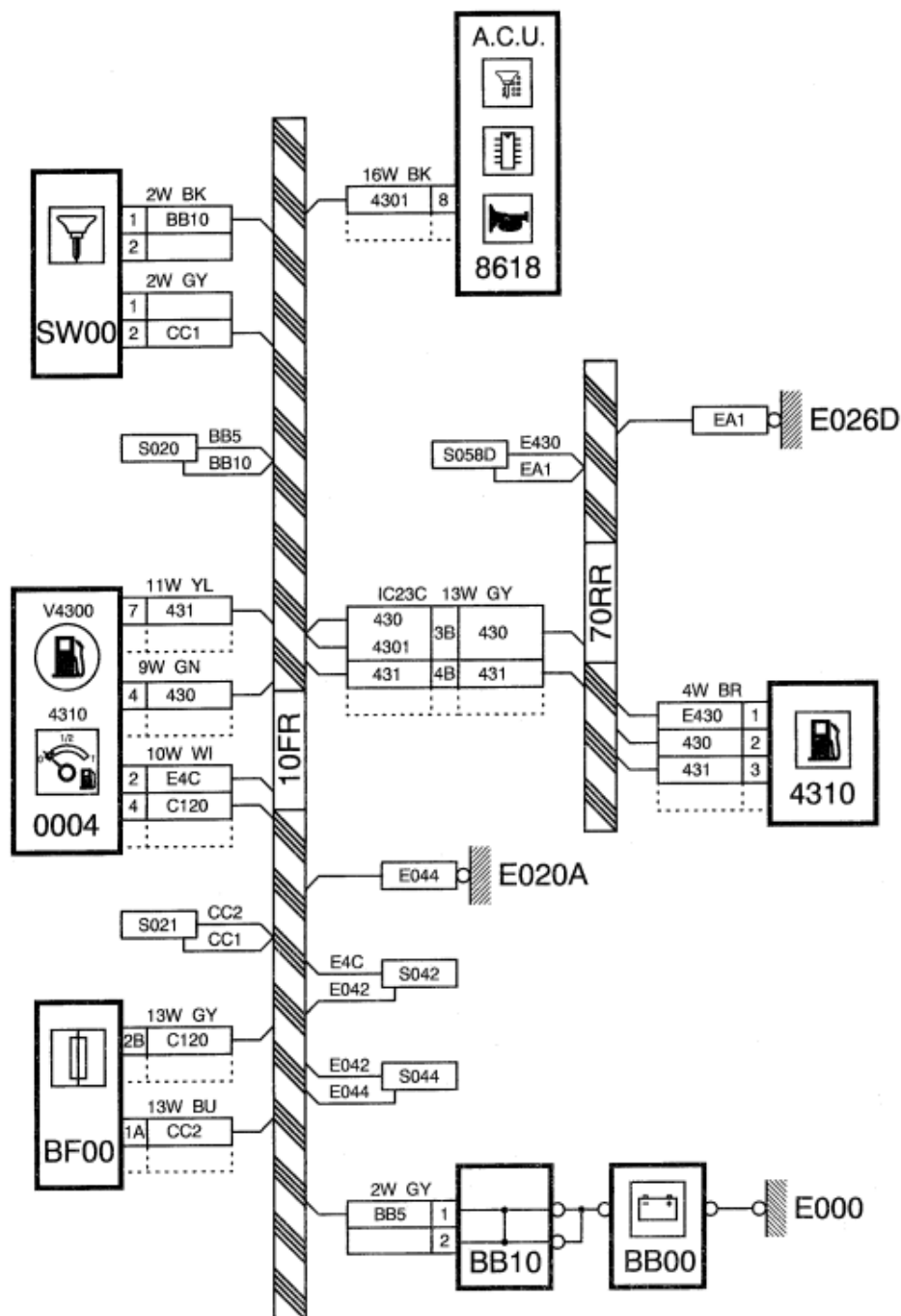


Component Number	Component Description	Connectors	Harness
0004	Instrument cluster V4300=Fuel low level warning lamp 4310=Fuel gauge	0004C,0004D,0004F	Front
4310	Fuel gauge	4310	Rear
8618	A.C.U.	8618A	Front
BB00	Battery	--	Front
BB10	Branch box	BB10B	Front
BF00	Fuse box (F12)	BF00C,BF00J	Front
E000	Battery Earth point	Battery	Front
E020A	Earth point	Bottom LH-A post	Front
E026D	Earth point	Rear panel inner-Boot	Rear
Interconnector	Front to Rear harness	IC23C	FR-RR
SW00	Ignition switch	SW00A,SW00B	Front

## Schematic



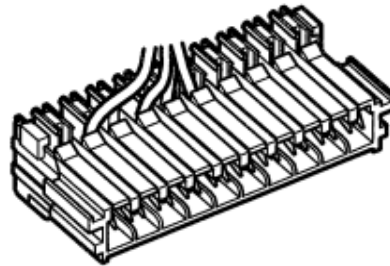
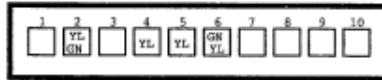
## Circuit



# Colour codes

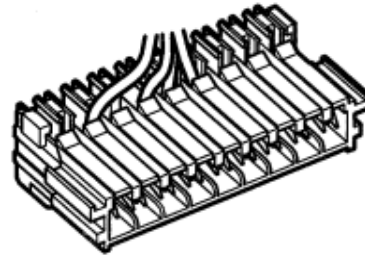
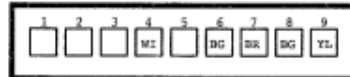
0004C

Front harness  
Instrument cluster (0004)  
10 pin  
White



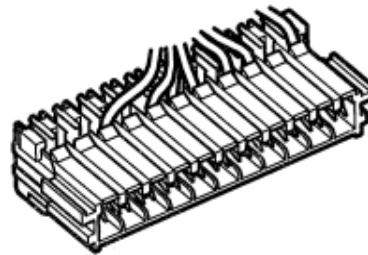
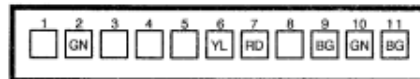
0004D

Front harness  
Instrument cluster (0004)  
9 pin  
Green



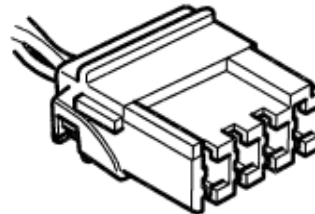
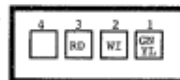
0004F

Front harness  
Instrument cluster (0004)  
11 pin  
Yellow



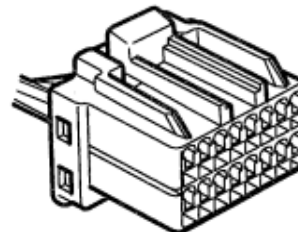
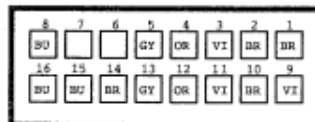
4310

Rear harness  
Fuel gauge  
4 pin  
Brown



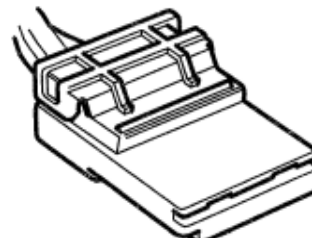
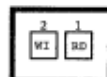
8618A

Front harness  
A.C.U. (8168)  
16 pin  
Black



BB10B

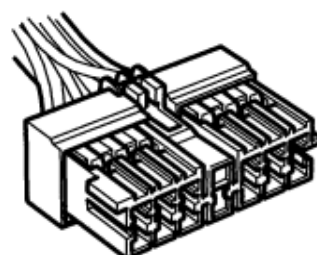
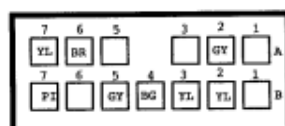
Front harness  
Branch box (BB10)  
2 pin  
Black



## Colour codes

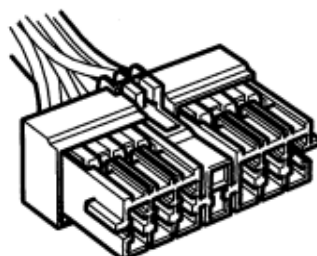
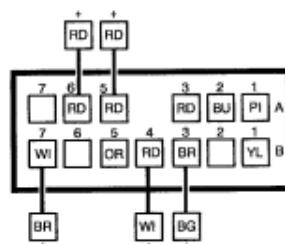
BF00C

Front harness  
Fuse box (BF00)  
13 pin  
Grey



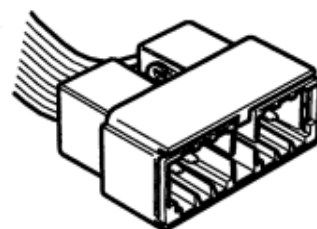
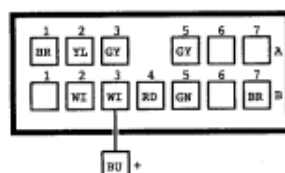
BF00J

Front harness  
Fuse box (BF00)  
13 pin  
Blue



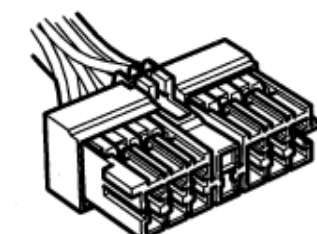
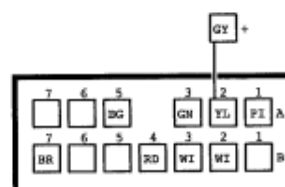
IC23C

Front harness  
Interconnector  
FR-RR  
13 pin  
Grey



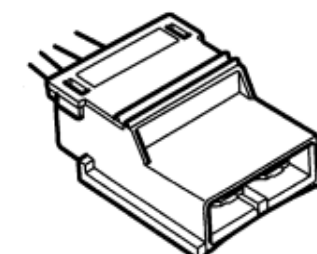
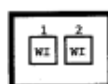
IC23C

Rear harness  
Interconnector  
FR-RR  
13 pin  
Grey



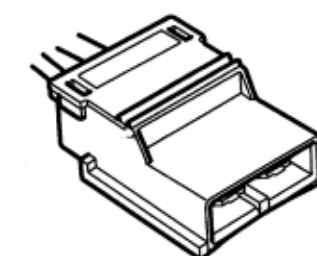
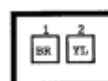
SW00A

Front harness  
Ignition switch (SW00)  
2 pin  
Black



SW00B


Front harness  
Ignition switch (SW00)  
2 pin  
Grey







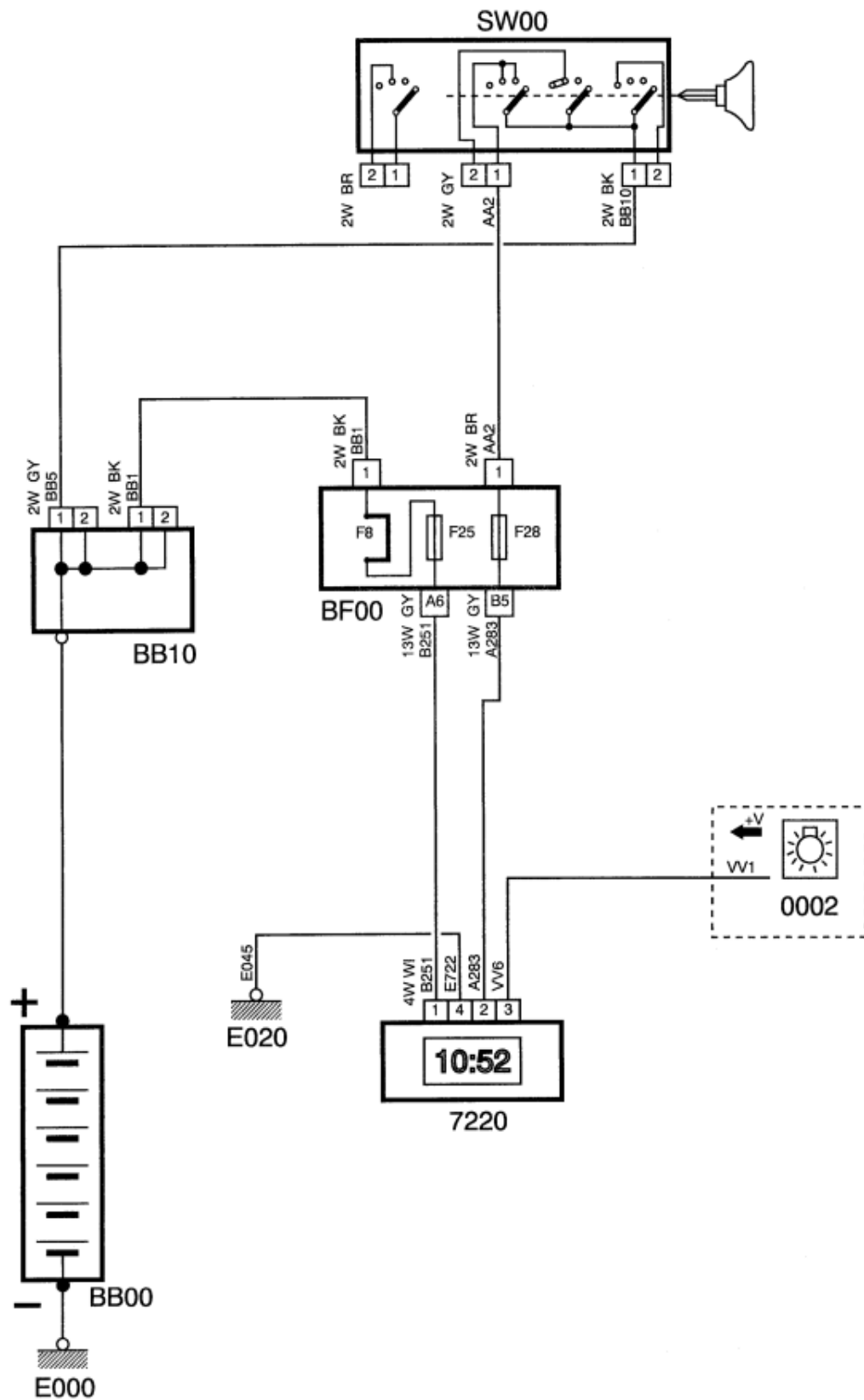
## Digital clock

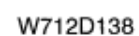


W712D005

Component Number	Component Description	Connectors	Harness
7220	Digital clock	7220	Instrument Panel
BB00	Battery	--	Front
BB10	Branch box	BB10A, BB10B	Front
BF00	Fuse box (F8, F25, F28)	BF00C, BF00E, BF00F	Front
E000	Battery Earth point	Battery	Front
E020	Earth point	Bottom RH-A post	Front
Interconnector	Front to instrument panel harness	IC20A	FA-FR
SW00	Ignition switch	SW00A, SW00B	Front

### Schematic

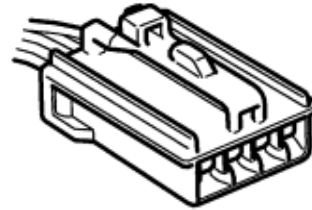
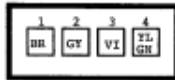




## Colour codes

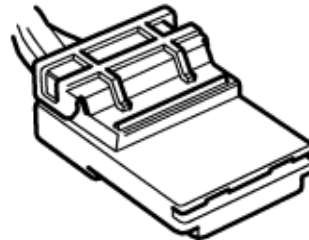
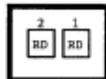
7220

Instrument Panel harness  
Clock  
4 pin  
White




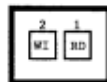
BB10A

Front harness  
Branch box (BB10)  
2 pin  
Black



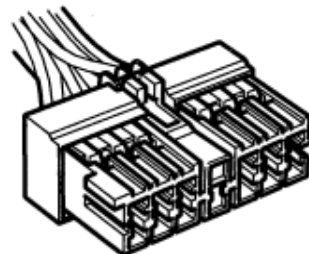
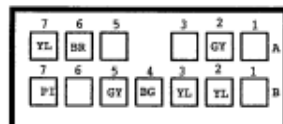
BB10B

Front harness  
Branch box (BB10)  
2 pin  
Black



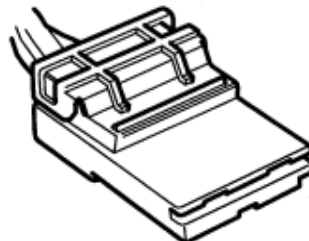
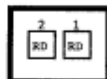
BF00C

Front harness  
Fuse box (BF00)  
13 pin  
Grey



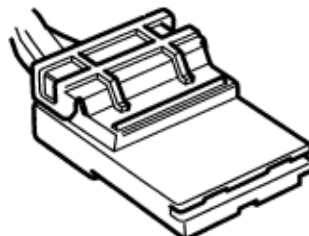
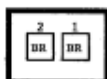
BF00E

Front harness  
Fuse box (BF00)  
2 pin  
Black



BF00F

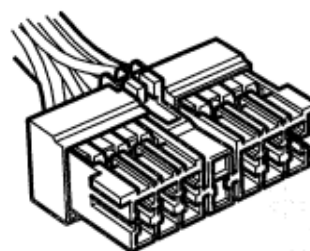
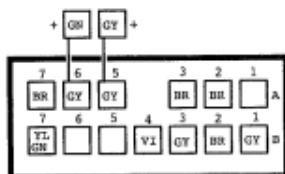
Front harness  
Fuse box (BF00)  
2 pin  
Brown



## Colour codes

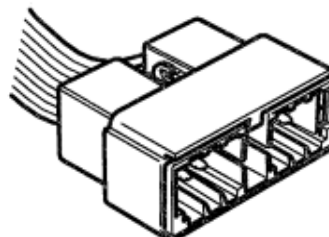
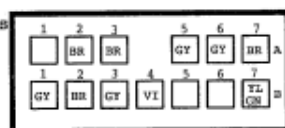
IC20A

Front harness  
Interconnector  
PA-FR  
13 pin  
White



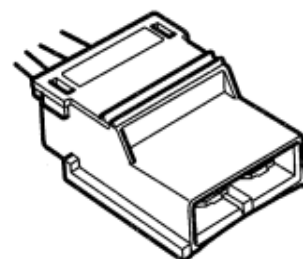
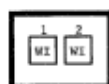
IC20A

Instrument panel harness  
Interconnector  
PA-FR  
13 pin  
White



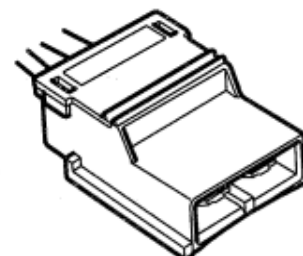
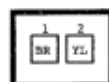
SW00A

Front harness  
Ignition switch (SW00)  
2 pin  
Black




SW00B

Front harness  
Ignition switch (SW00)  
2 pin  
Grey



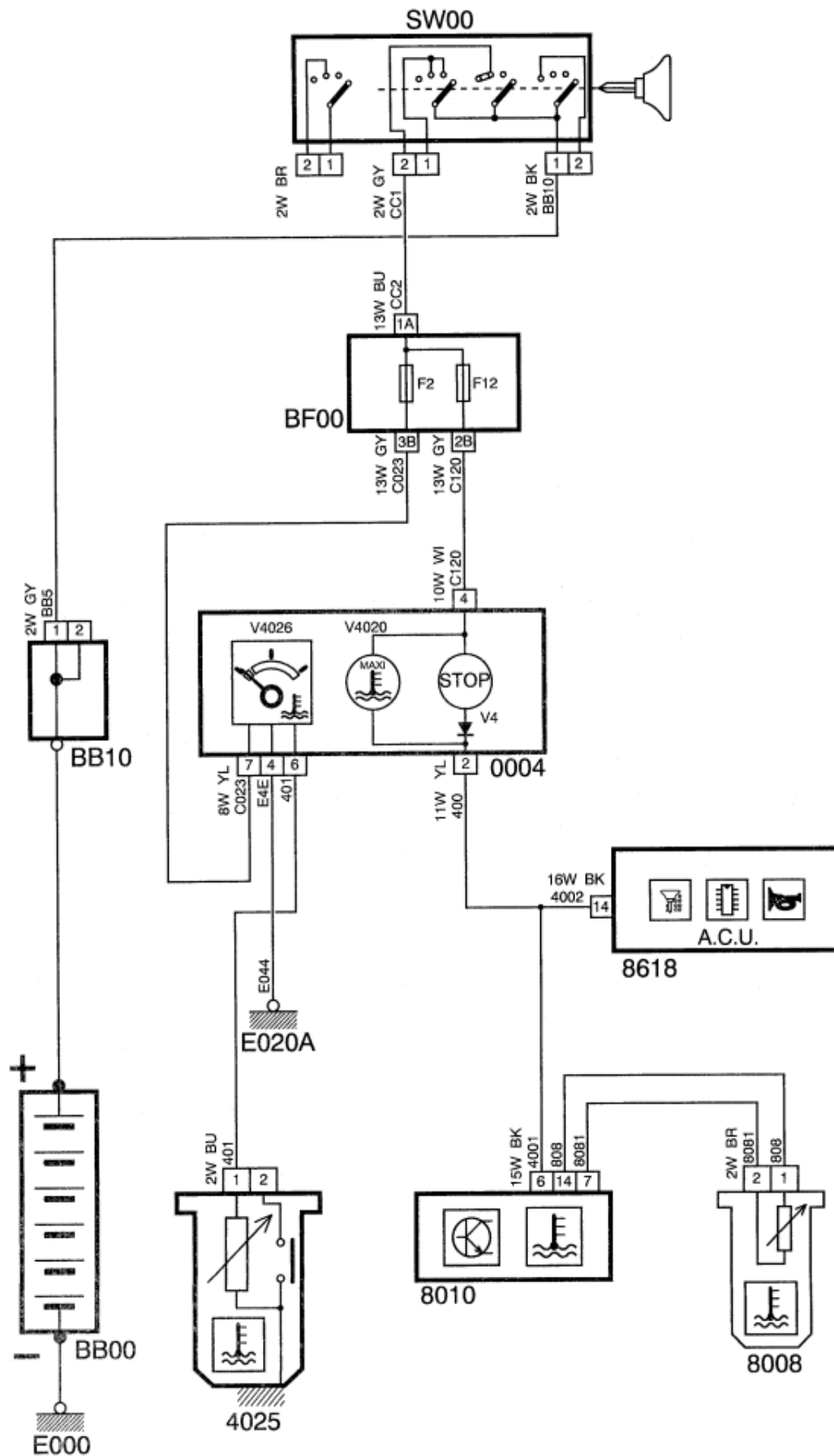


## Coolant temperature



Component Number	Component Description	Connectors	Harness
0004	Instrument cluster V4020=Coolant high temperature warning lamp V4=Stop warning lamp 4026=Coolant temperature gauge	0004C,0004E,0004F	Front
4025	Coolant thermistor thermal switch	4025	Engine
8008	Air conditioning engine temperature thermistor	8008	Engine
8010	Electronic box temperature unit	8010	Front
8618	A.C.U.	8618A	Front
BB00	Battery	--	Front
BB10	Branch box	BB10B	Front
BF00	Fuse box (F2,F12)	BF00C,BF00J	Front
E000	Battery Earth point	Battery	Front
E020	Earth point	Bottom RH-A post	Front
Interconnector	Front to Engine harness	IC02A	FR-EN
SW00	Ignition switch	SW00A,SW00B	Front

## Schematic



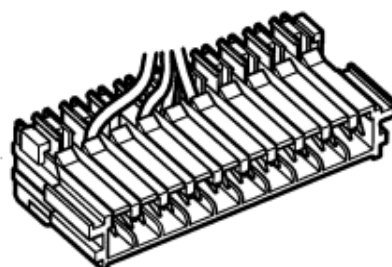
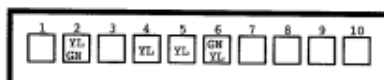




# Colour codes

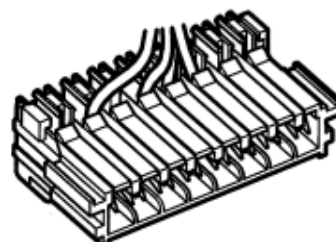
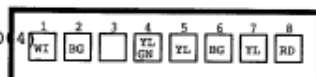
0004C

Front harness  
Instrument cluster (0004)  
10 pin  
White



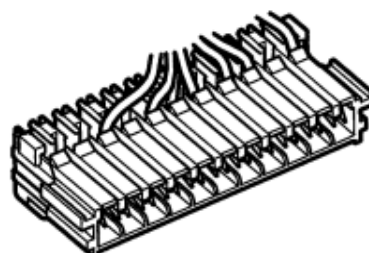
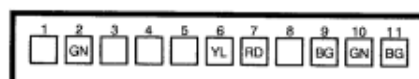
0004E

Front harness  
Instrument cluster (0004)  
8 pin  
Yellow



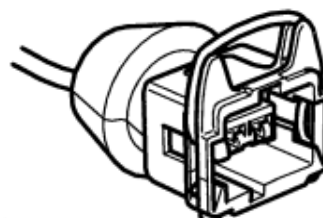
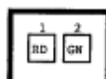
0004F

Front harness  
Instrument cluster (0004)  
11 pin  
Yellow



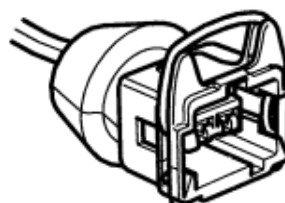
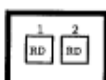
4025

Engine harness  
Coolant thermistor  
thermal switch  
2 pin  
Blue



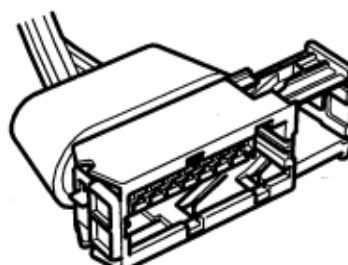
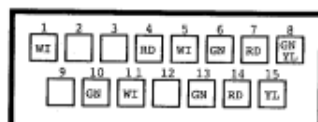
8008

Engine harness  
Air conditioning engine  
coolant temperature  
thermistor  
2 pin  
Brown



8010

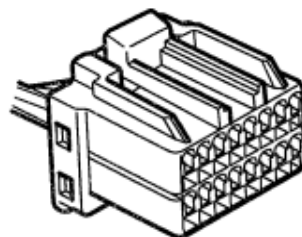
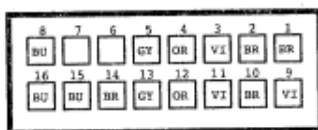
Front harness  
Electronic box  
Temperature unit  
15 pin  
Black



## Colour codes

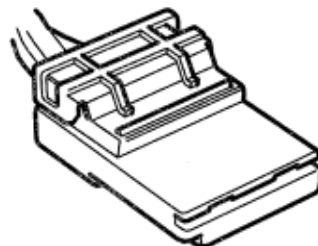
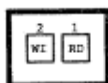
8618A

Front harness  
A.C.U. (8168)  
16 pin  
Black



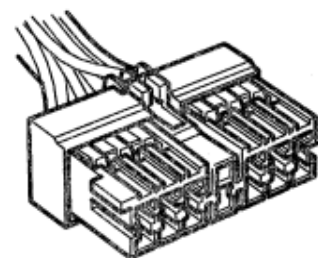
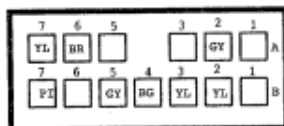
BB10B

Front harness  
Branch box (BB10)  
2 pin  
Black



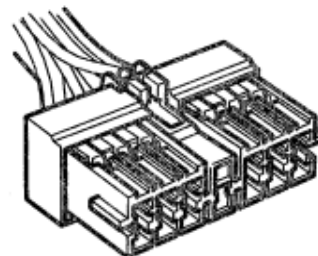
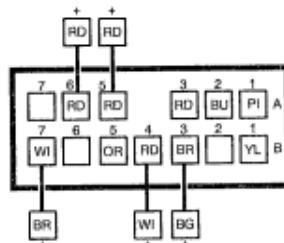
BF00C

Front harness  
Fuse box (BF00)  
13 pin  
Grey



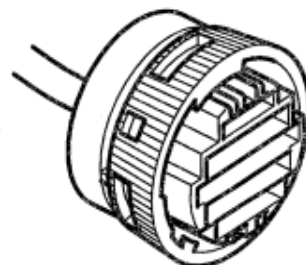
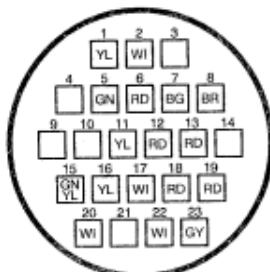
BF00J

Front harness  
Fuse box (BF00)  
13 pin  
Blue



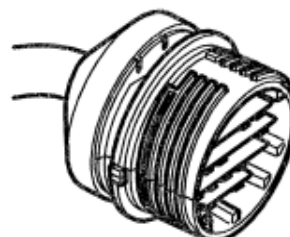
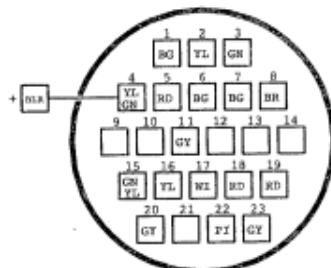
IC02A

Engine harness  
Interconnector  
FR-EN  
23 pin  
Black



IC02A

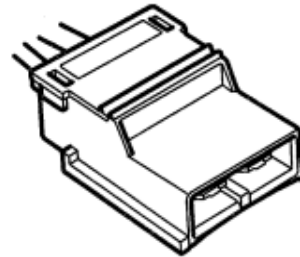
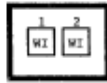
Front harness  
Interconnector  
FR-EN  
23 pin  
Black



## Colour codes

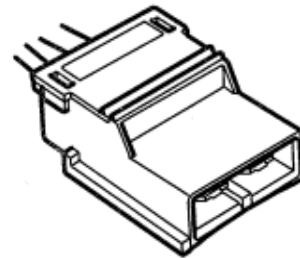
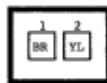
SW00A

Front harness  
Ignition switch (SW00)  
2 pin  
Black




SW00B

Front harness  
Ignition switch (SW00)  
2 pin  
Grey

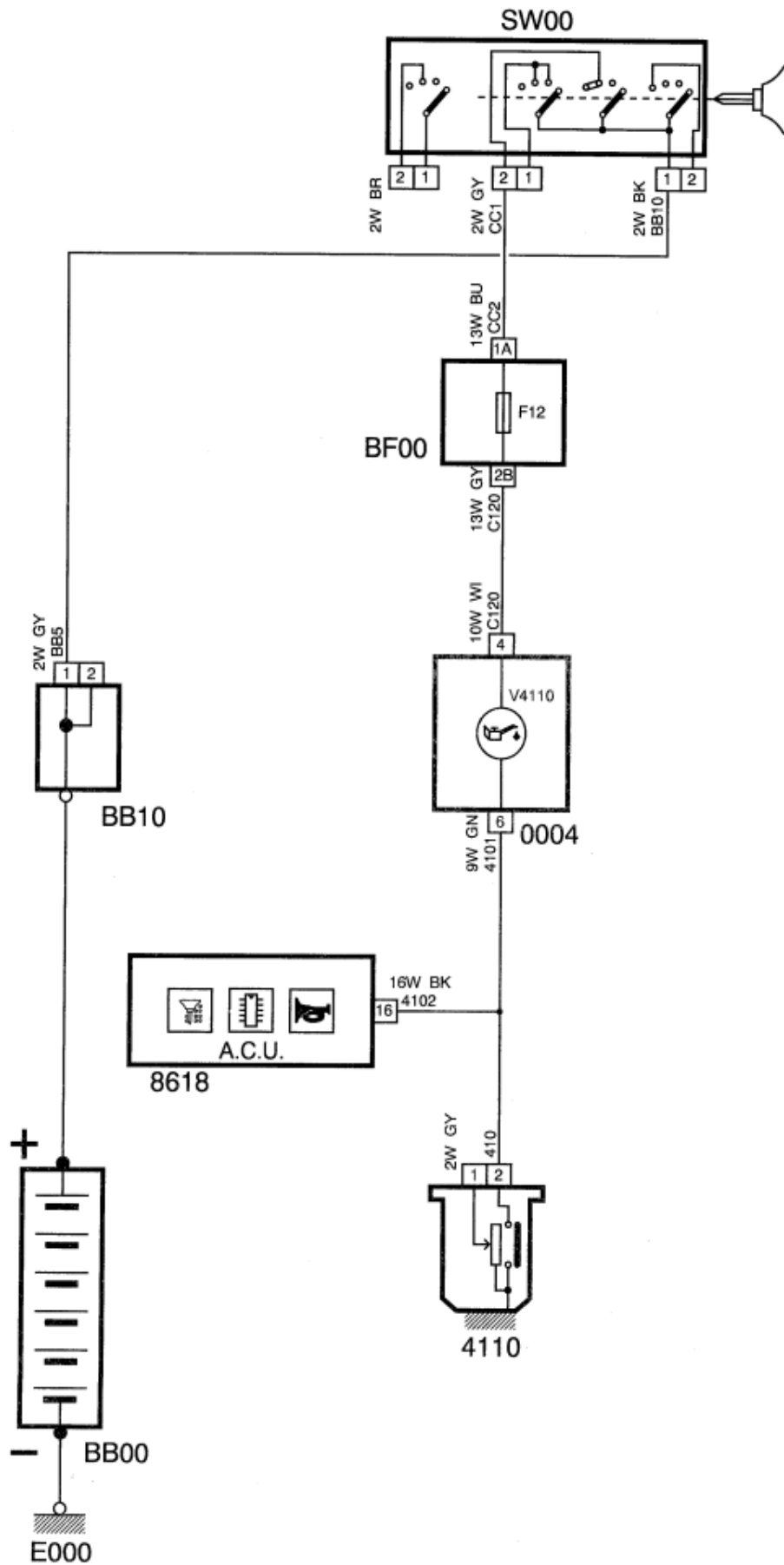


## Engine oil pressure

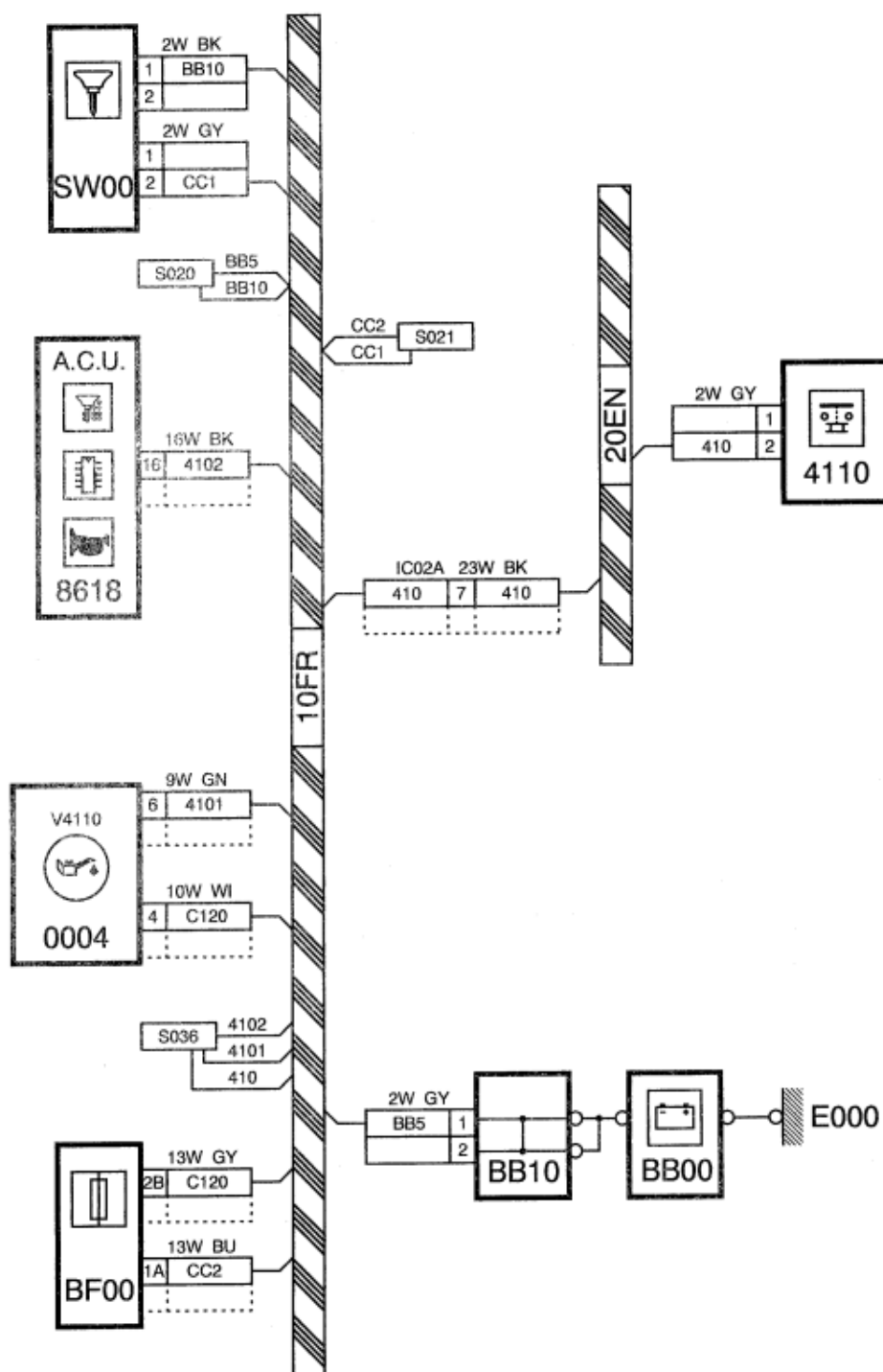


Component Number	Component Description	Connectors	Harness
0004	Main instrument unit V4110=Engine oil low pressure warning lamp	0004C,0004D	Front
4110	Oil pressure switch	4110	Engine
8618	A.C.U.	8618A	Front
BB00	Battery	--	Front
BB10	Branch box	BB10B	Front
BF00	Fuse box (F12)	BF00C, BF00J	Front
E000	Battery Earth point	Battery	Front
Interconnector	Front to Engine harness	IC02A	FR-EN
SW00	Ignition switch	SW00A, SW00B	Front


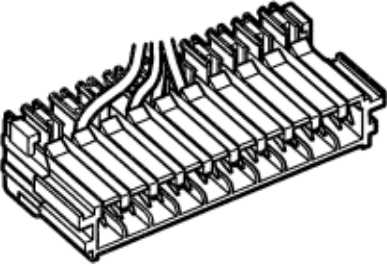
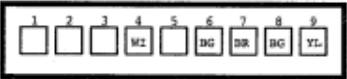
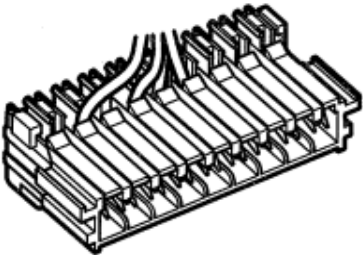
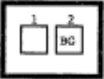
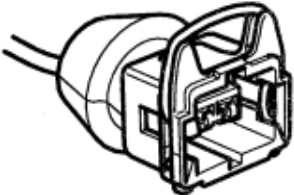
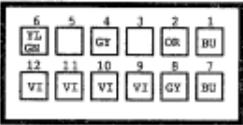

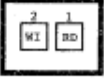
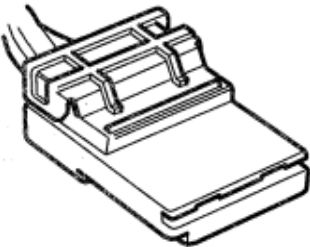

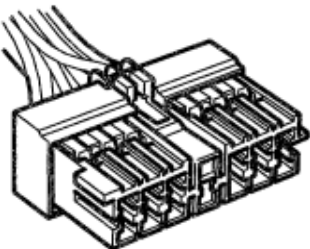
# Schematic



## Circuit



# Colour codes

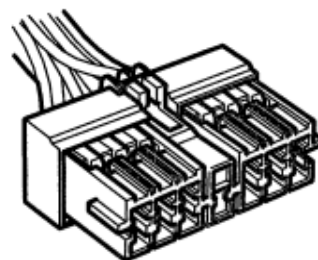
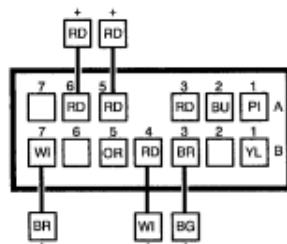
<p>0004C</p> <p>Front harness Instrument cluster (0004) 10 pin White</p> 	
<p>0004D</p> <p>Front harness Instrument cluster (0004) 9 pin Green</p> 	
<p>4110</p> <p>Engine harness Oilpressure switch 2 pin Grey</p> 	
<p>8618B</p> <p>Front harness A.C.U. (8618) 12 pin Black</p> 	
<p>BB10B</p> <p>Front harness Branch box (BB10) 2 pin Black</p> 	
<p>BF00C</p> <p>Front harness Fuse box (BF00) 13 pin Grey</p> 	



## Colour codes

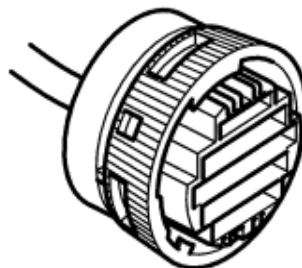
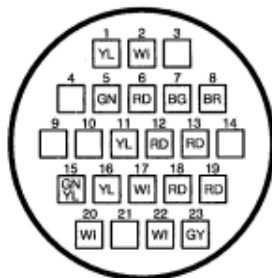
BF00J

Front harness  
Fuse box (BF00)  
13 pin  
Blue



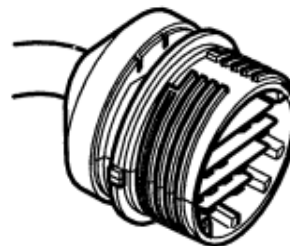
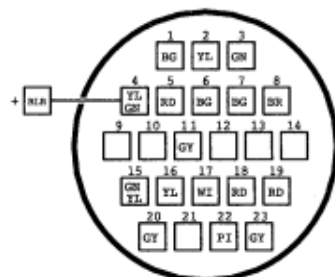
IC02A

Engine harness  
Interconnector  
FR-EN  
23 pin  
Black



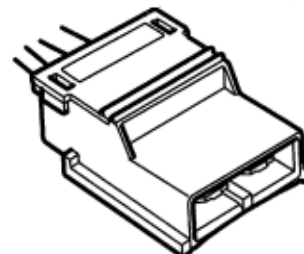
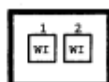
IC02A

Front harness  
Interconnector  
FR-EN  
23 pin  
Black



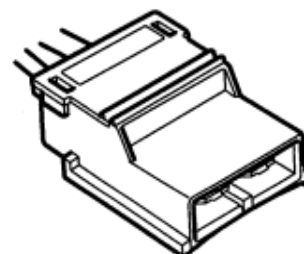
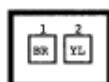
SW00A

Front harness  
Ignition switch (SW00)  
2 pin  
Black




SW00B

Front harness  
Ignition switch (SW00)  
2 pin  
Grey



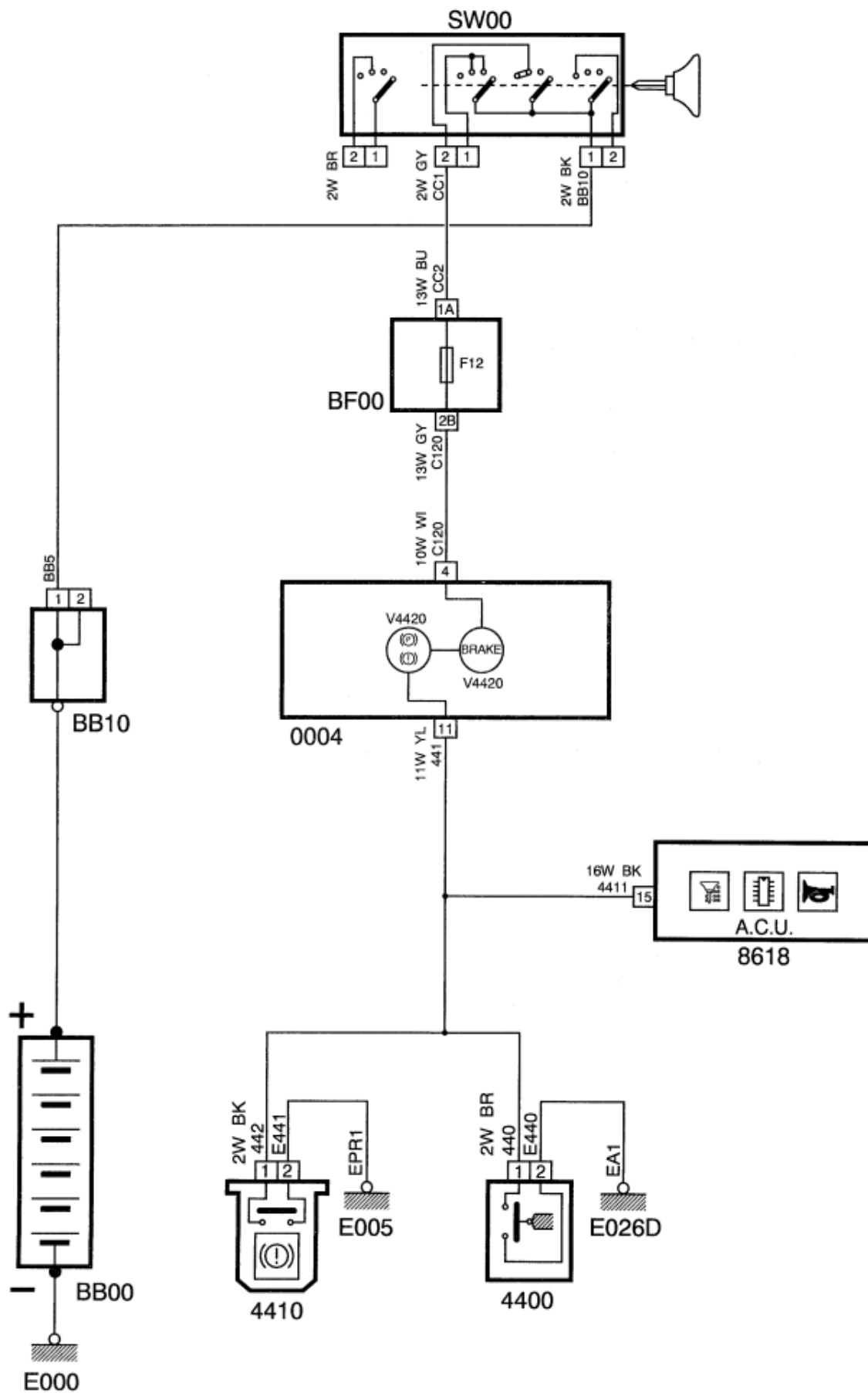


## Brake pad wear warning lamp

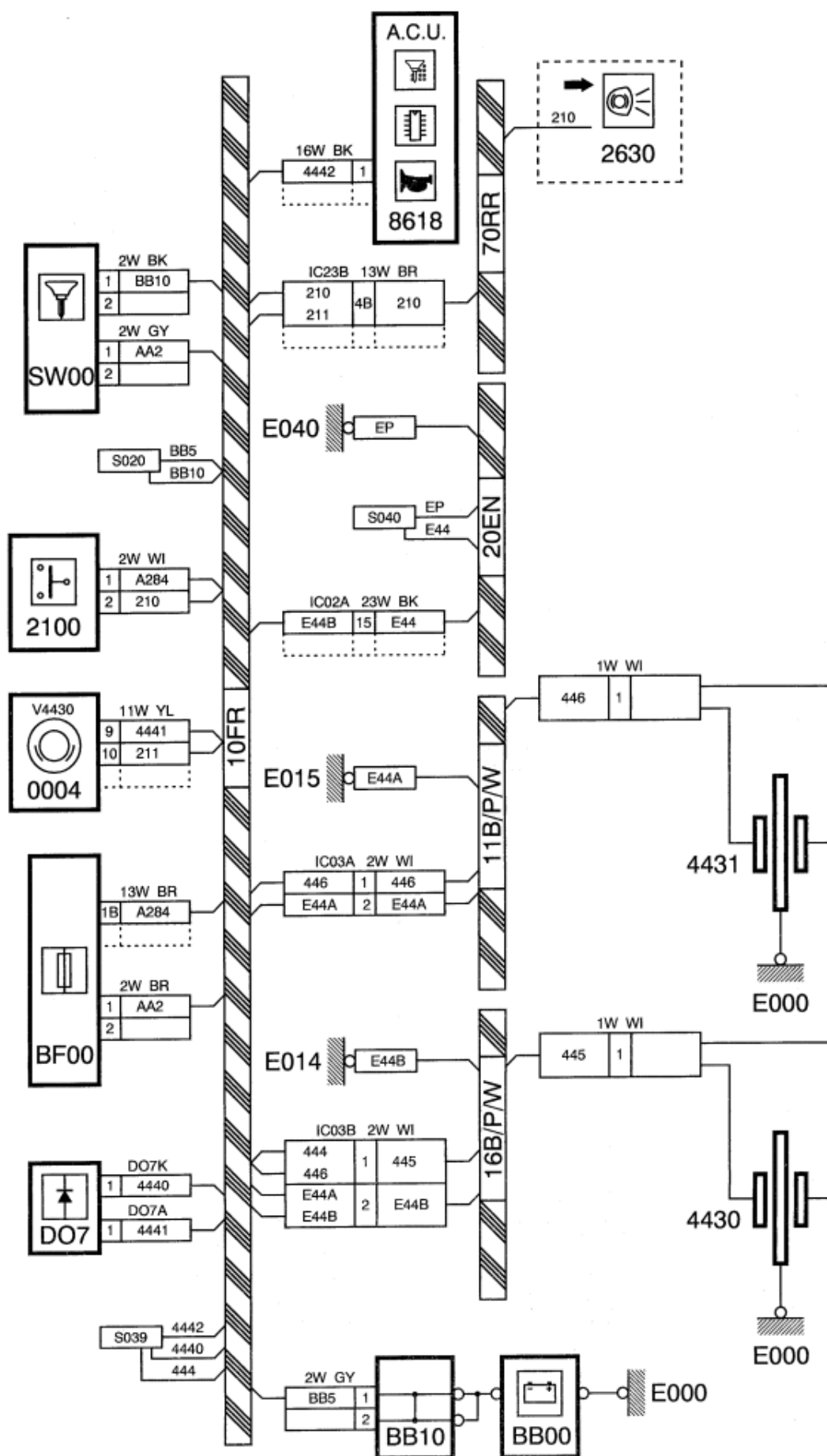


Component Number	Component Description	Connectors	Harness
0004	Instrument cluster V4430=Brake pad warning lamp	0004F	Front
2100	Stop lamp switch	2100	Front
4430	Brake pad wear LH	4430	Brake pad wear
4431	Brake pad wear RH	4431	Brake pad wear
8618	A.C.U.	8618A	Front
BB00	Battery		Front
BB10	Branch box	BB10B	Front
BF00	Fuse box (F28)	BF00B,BF00F	Front
E000	Battery Earth point	Battery	Front
E014	Earth point	Front brake (LH)	Brake pad wear
E015	Earth point	Front brake (RH)	Brake pad wear
E040	Earth point	Engine	Engine
Interconnector	Front to Engine harness	IC02A	FR-EN
Interconnector	Front to brake pad wear harness	IC03A	FR-PW
Interconnector	Front to brake pad wear harness	IC03B	FR-PW
Interconnector	Front to rear harness	IC23B	FR-RR
SW00	Ignition switch	SW00A,SW00B	Front

# Schematic



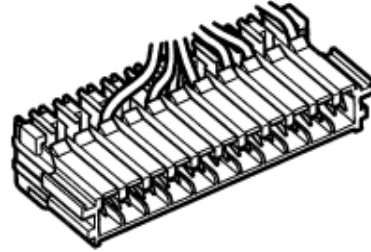
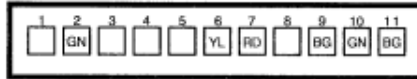
## Circuit



# Colour codes

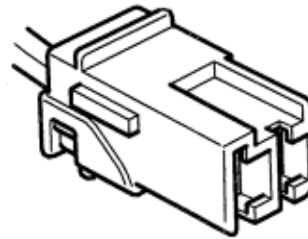
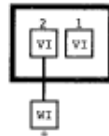
0004F

Front harness  
Instrument cluster (0004)  
11pin  
Yellow



2100

Front harness  
Stop lamp switch  
2 pin  
White



4430

Brake pad wear harness  
Brake pad (LH)  
1 pin  
White



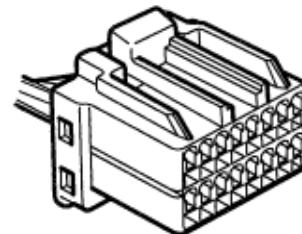
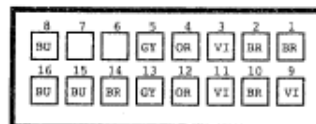
4430

Brake pad wear harness  
Brake pad (RH)  
1 pin  
White



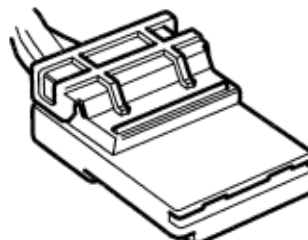
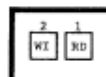
8618A

Front harness  
A.C.U. (8168)  
16 pin  
Black



BB10B

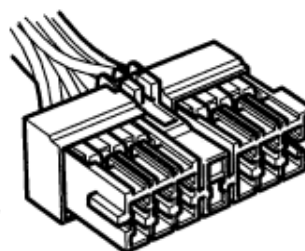
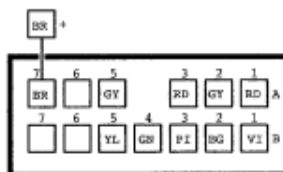
Front harness  
Branch box (BB10)  
2 pin  
Black



## Colour codes

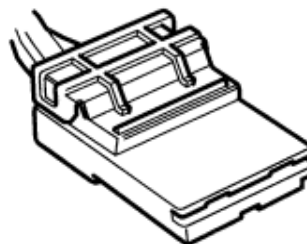
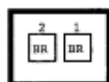
BF00B

Front Harness  
Fuse Box (BF00)  
13 pin  
Brown



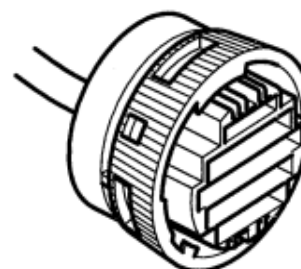
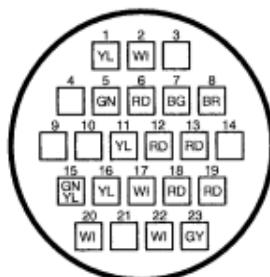
BF00F

Front harness  
Fuse box (BF00)  
2 pin  
Brown



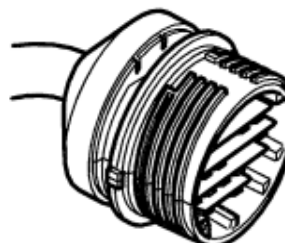
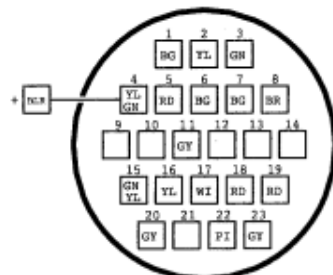
IC02A

Engine harness  
Interconnector  
FR-EN  
23 pin  
Black



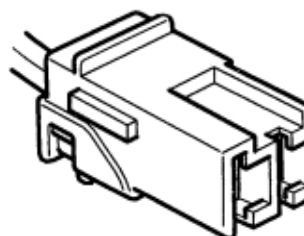
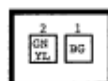
IC02A

Front harness  
Interconnector  
FR-EN  
23 pin  
Black



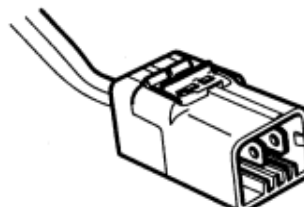
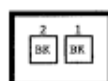
IC03A

Front harness  
Interconnector  
FR-PW  
2 pin  
White

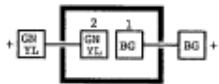
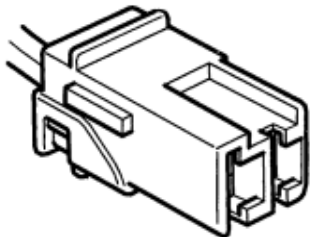

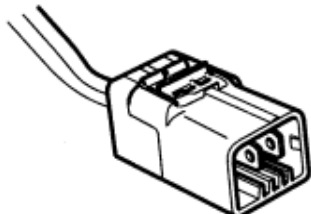
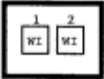
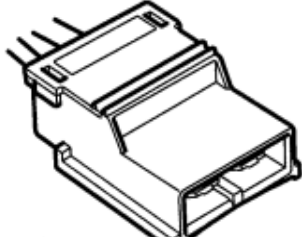

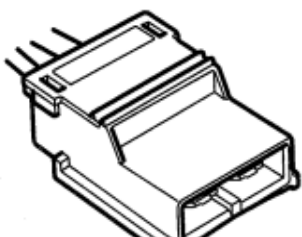


IC03A

Brake pad wear harness  
FR-PW  
2 pin  
White

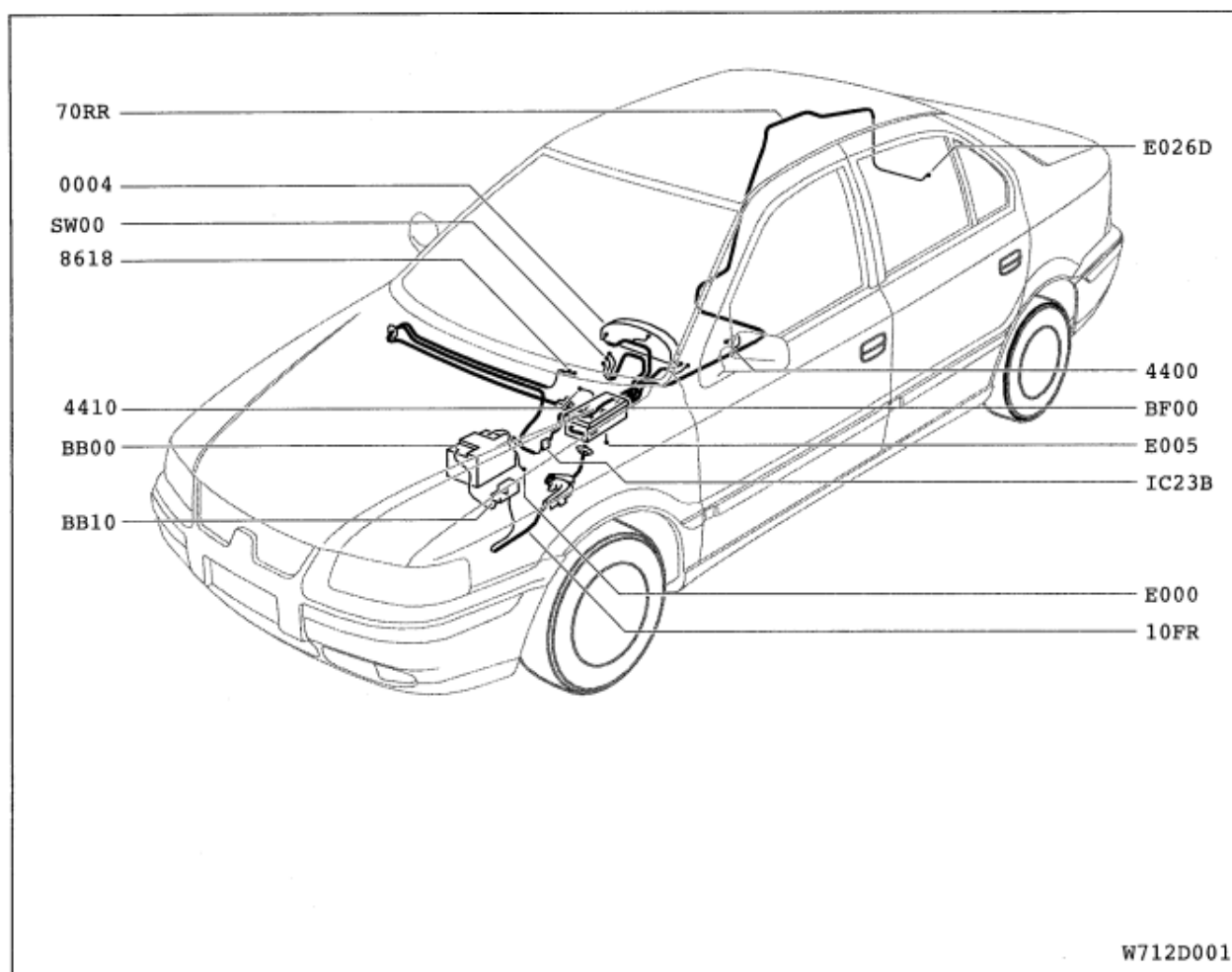


## Colour codes

<p>IC03B</p> <p>Front harness Interconnector FR-PW 2 pin White</p> 	
<p>IC03B</p> <p>Brake pad wear harness FR-PW 2 pin White</p> 	
<p>SW00A</p> <p>Front harness Ignition switch (SW00) 2 pin Black</p> 	
<p>SW00B</p> <p>Front harness Ignition switch (SW00) 2 pin Grey</p> 	



## Brake fluid level and Handbrake warning lamps

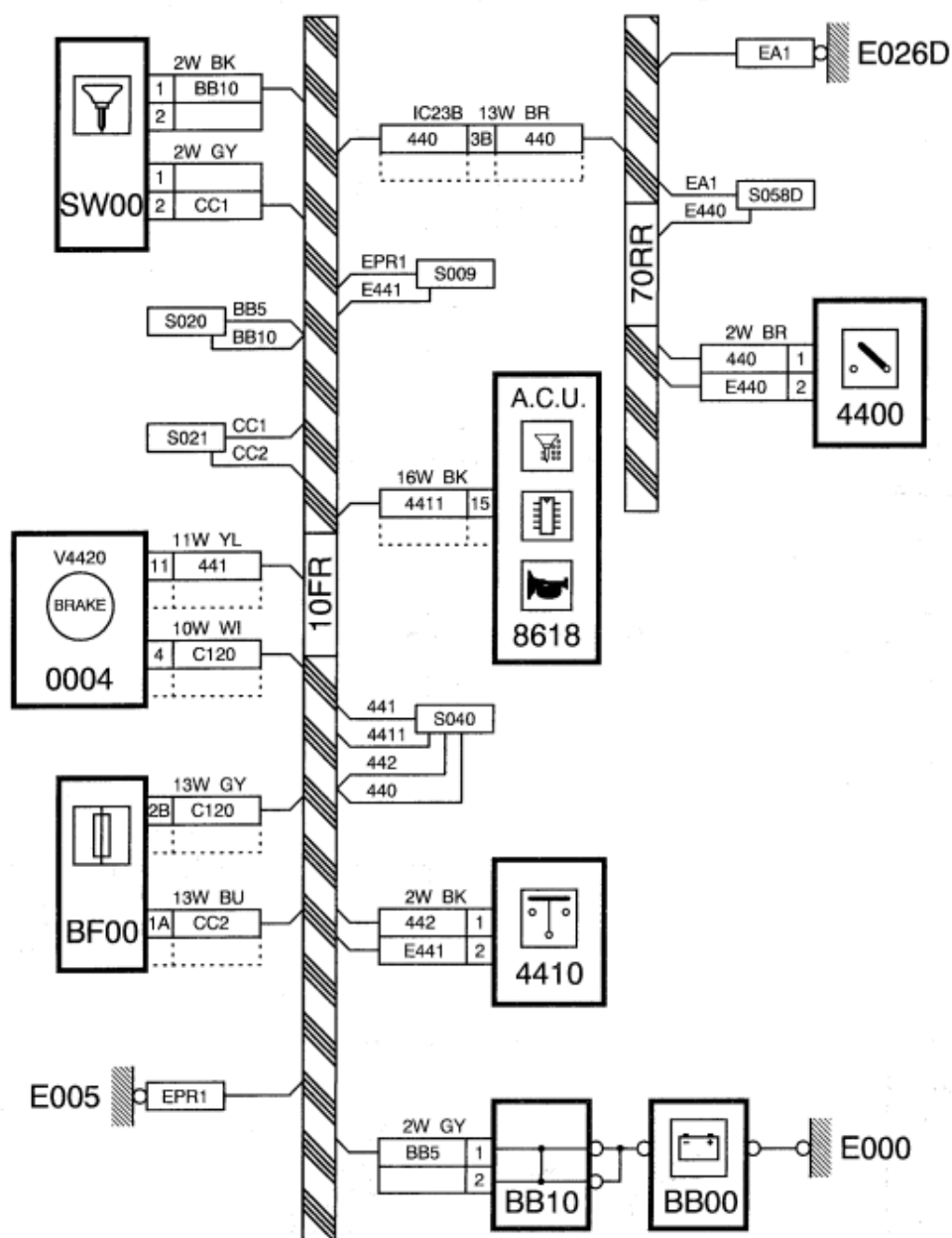


W712D001

Component Number	Component Description	Connectors	Harness
0004	Instrument cluster V4420=Handbrake/Low level fluid brake warning lamp	0004C,0004F	Front
4400	Handbrake switch	4400	Rear
4410	Brake fluid level switch	4410	Front
8618	A.C.U.	8618A	Front
BB00	Battery	--	Front
BB10	Branch box	BB10B	Front
BF00	Fuse box (F12)	BF00C,BF00J	Front
E000	Battery Earth point	Battery	Front
E005	Earth point	LH side Plenum chamber	Front
E026D	Earth point	Rear panel inner-Boot	Rear
Interconnector	Front to rear harness	IC23B	FR-RR
SW00	Ignition switch	SW00A,SW00B	Front



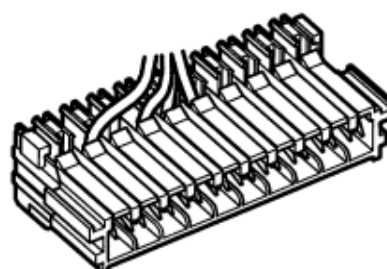
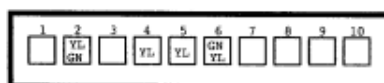
## Circuit



# Colour codes

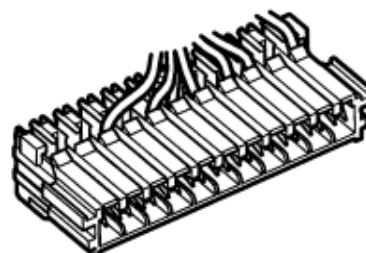
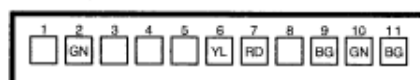
0004C

Front harness  
Instrument cluster (0004)  
10 pin  
White



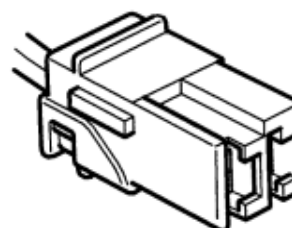
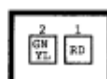
0004F

Front harness  
Instrument cluster (0004)  
11 pin  
Yellow



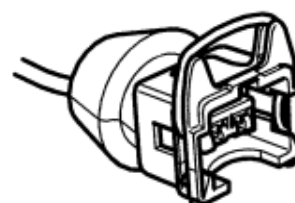
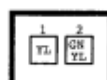
4400

Rear harness  
Handbrake switch  
2 pin  
Brown



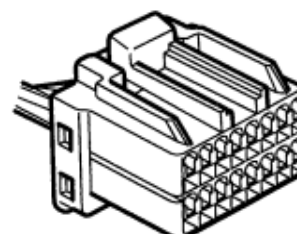
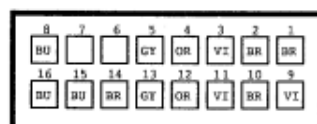
4410

Front harness  
Brake fluid level switch  
2 pin  
Black




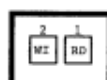
8618A

Front harness  
A.C.U. (8168)  
16 pin  
Black



BB10B

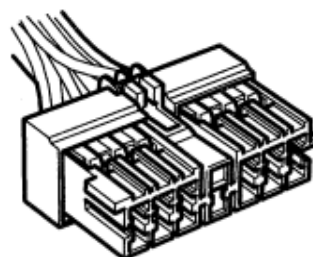
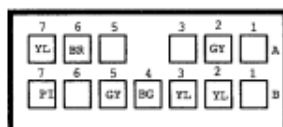
Front harness  
Branch box (BB10)  
2 pin  
Black



## Colour codes

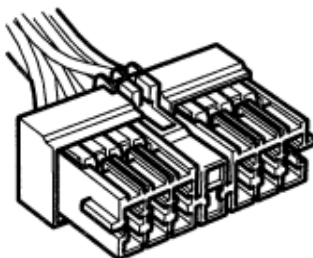
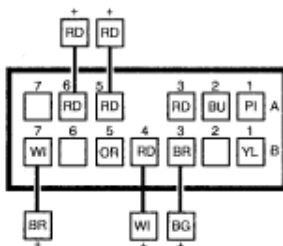
BF00C

Front harness  
Fuse box (BF00)  
13 pin  
Grey



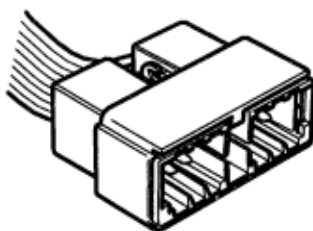
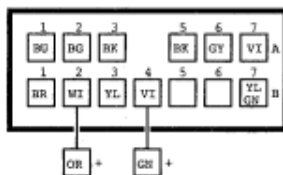
BF00J

Front harness  
Fuse box (BF00)  
13 pin  
Blue



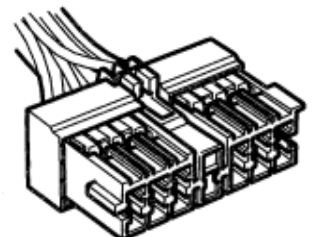
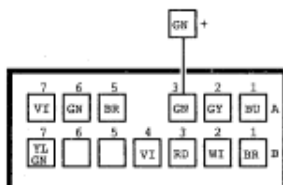
IC23B

Front harness  
Interconnector  
FR-RR  
13 pin  
Brown



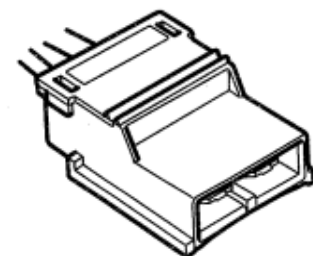
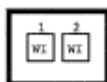
IC23B

Rear harness  
Interconnector  
FR-RR  
13 pin  
Brown



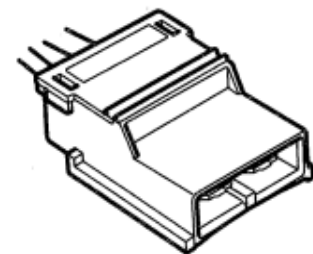
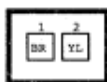
SW00A

Front harness  
Ignition switch (SW00)  
2 pin  
Black




SW00B

Front harness  
Ignition switch (SW00)  
2 pin  
Grey





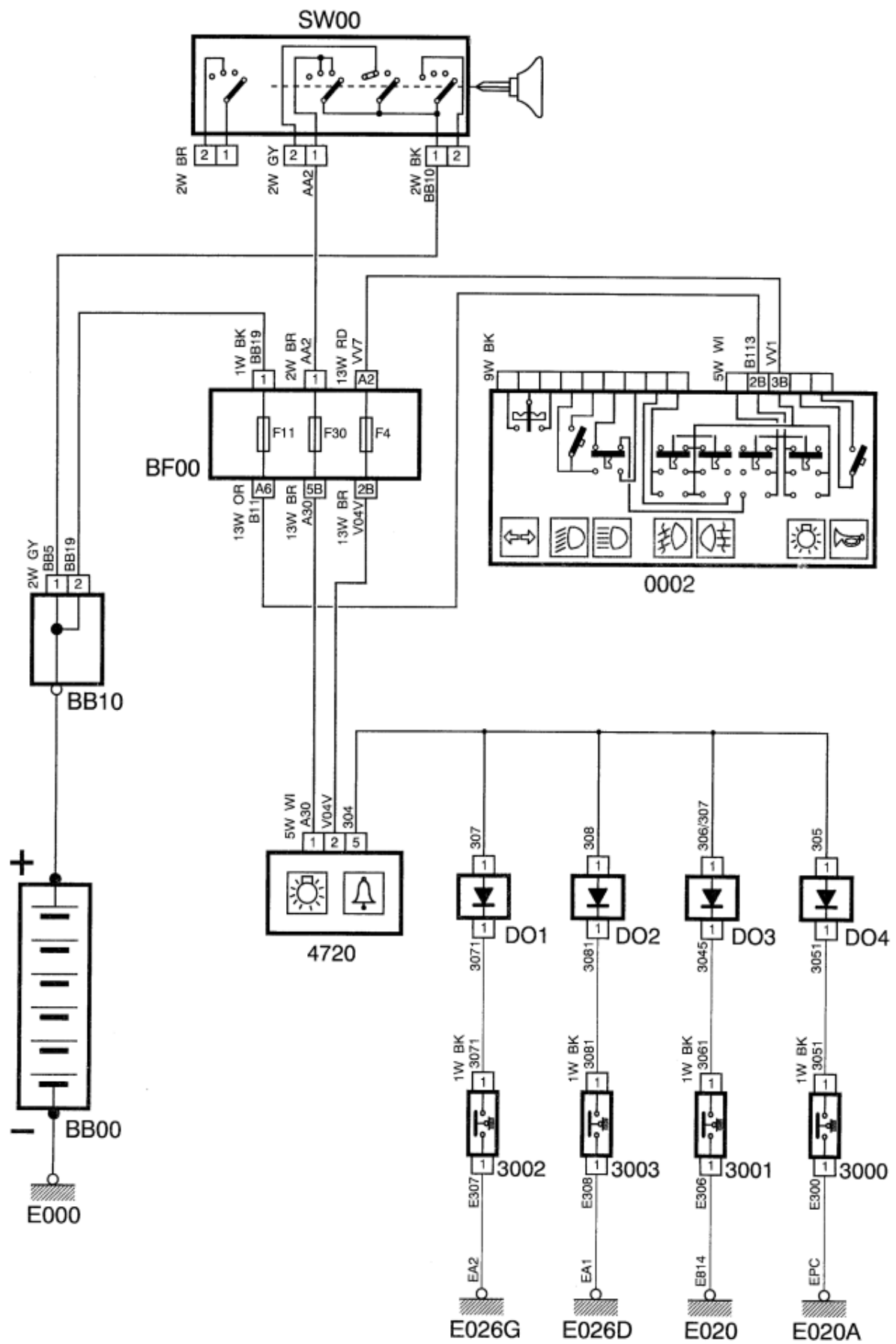
## Lights on buzzer



W712D066

Component Number	Component Description	Connectors	Harness
0002	Light switch	2600A	Front
3000	Door contact switch	3000,3000A	Front door (LH)
3001	Door contact switch	3001,3001A	Front door (RH)
3002	Door contact switch	3002,3002A	Rear
3003	Door contact switch	3003,3003A	Rear
4720	Buzzer	4720	Front
6205	Door lock switch	6205	Front door (RH)
BB00	Battery	--	Front
BB10	Branch box	BB10B	Front
BF00	Fuse box (F4,F11,F30)	BF00A,BF00B,BF00D,BF00F,BF00H	Front
E000	Battery Earth point	Battery	Front
E020	Earth point	Bottom RH - A Post	Front
E020A	Earth point	Bottom LH - A Post	Front
E026D	Earth point	Rear panel Inner-Boot	Rear
E026G	Earth point	Rear panel Inner-Boot	Rear
Interconnector	Front to front door harness (LH)	IC22A	FR-FR/D/LH
Interconnector	Front to front door harness (LH)	IC22B	FR-FR/D/LH
Interconnector	Front to rear harness	IC23B	FR-RR
Interconnector	Front to front door harness (RH)	IC24A	FR-FR/D/RH
Interconnector	Front to front door harness (RH)	IC24B	FR-FR/D/RH
SW00	Ignition switch	SW00A,SW00B	Front

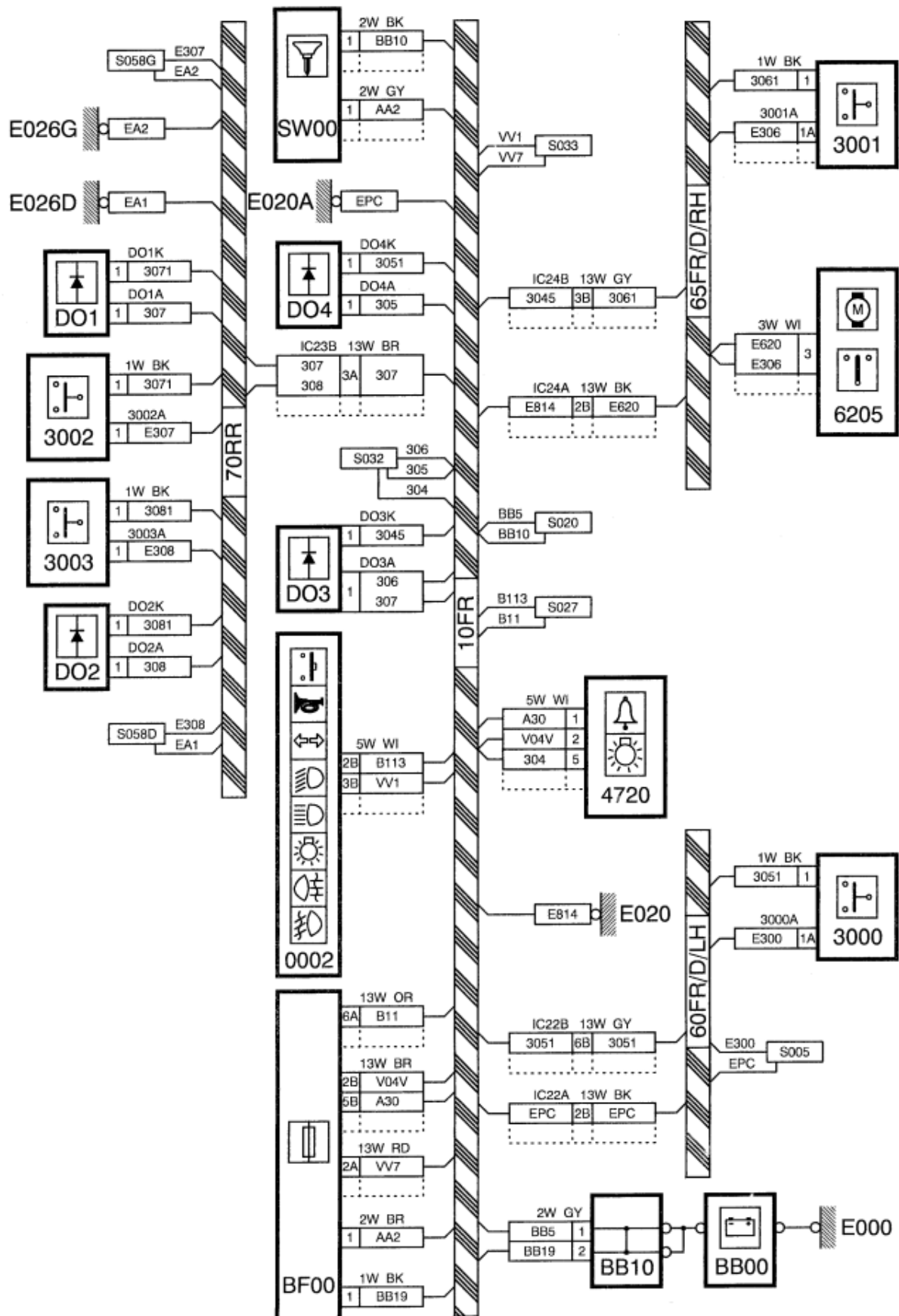
## Schematic



W712D147



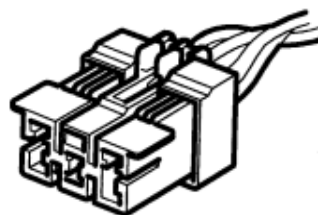
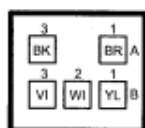
## Circuit



# Colour codes

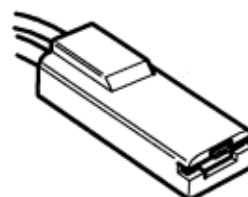
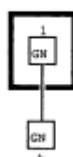
2600A

Front harness  
Light switch  
5 pin  
White



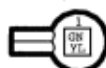
3000

Front door harness LH  
Door contact switch  
1 pin  
Black



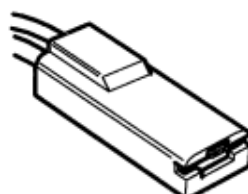
3000A

LH front door harness  
Door contact switch  
1 pin



3001

Front door harness RH  
Door contact switch  
1 pin  
Black



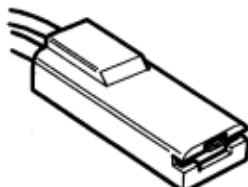

3001A

Front door harness  
Door contact switch  
1 pin

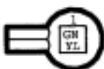


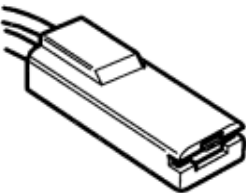
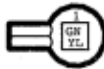

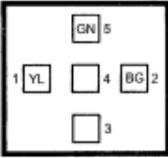
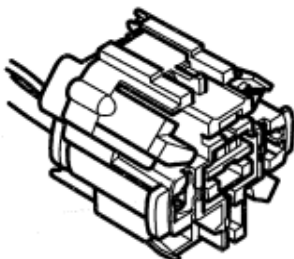
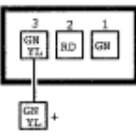
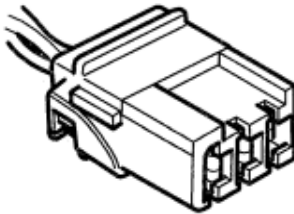
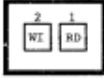
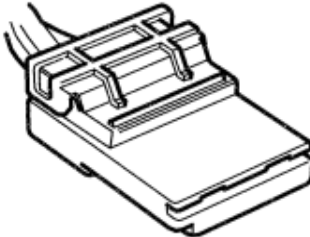


3002

Rear harness  
Door contact switch  
1 pin  
Black



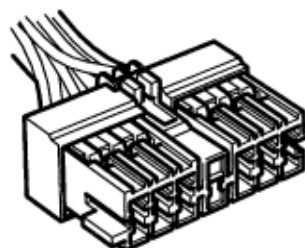
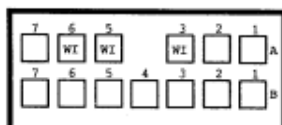
## Colour codes

<p>3002A</p> <p>Rear harness Door contact switch 1 pin</p>	 
<p>3003</p> <p>Rear harness Door contact switch 1 pin Black</p>	 
<p>3003A</p> <p>Rear harness Door contact switch 1 pin</p>	 
<p>4720</p> <p>Front harness Lamps on buzzer relay 5 pin White</p>	 
<p>6245 (6205)</p> <p>RH front door harness Door lock switch 3 pin White</p>	 
<p>BB10B</p> <p>Front harness Branch box (BB10) 2 pin Black</p>	 

# Colour codes

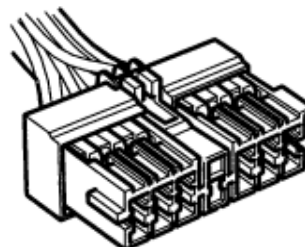
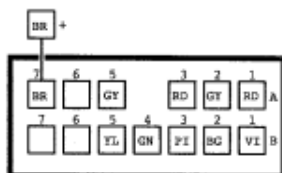
BF00A

Front Harness  
Fuse Box (BF00)  
13 pin  
Orange



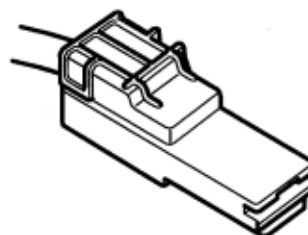
BF00B

Front Harness  
Fuse Box (BF00)  
13 pin  
Brown



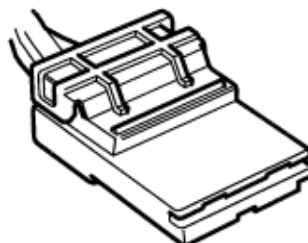
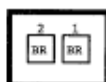
BF00D

Front Harness  
Fuse Box (BF00)  
1 pin  
Black



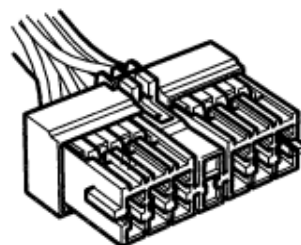
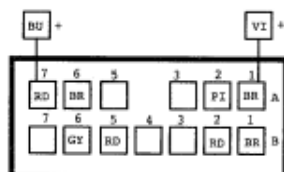
BF00F

Front harness  
Fuse box (BF00)  
2 pin  
Brown



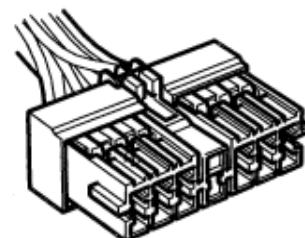
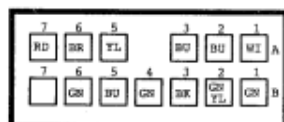
BF00H

Front harness  
Fuse box (BF00)  
13 pin  
Red



IC22A

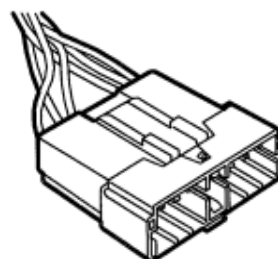
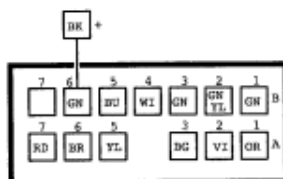
Front door harness LH  
Interconnector  
FR-FR/LH/D  
13 pin  
Black



## Colour codes

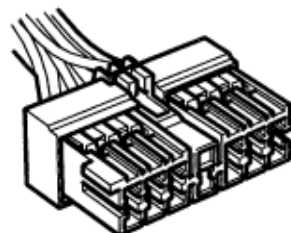
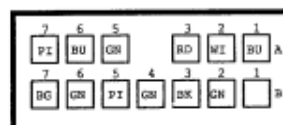
### IC22A

Front harness  
Interconnector  
FR-FR/LH/D  
13 pin  
Black



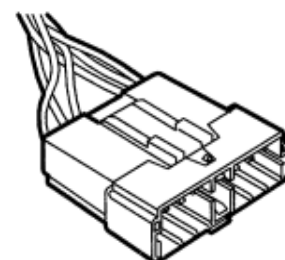
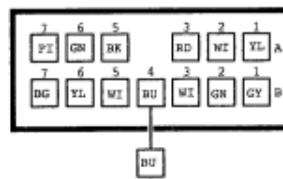
### IC22B

Front door harness LH  
Interconnector  
FR-FR/LH/D  
13 pin  
Grey



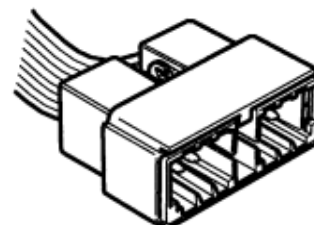
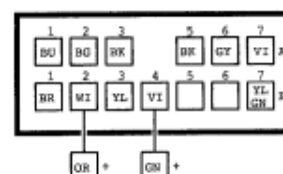
### IC22B

Front harness  
Interconnector  
FR-FR/LH/D  
13 pin  
Grey



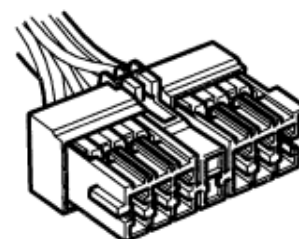
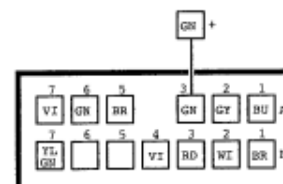
### IC23B

Front harness  
Interconnector  
FR-RR  
13 pin  
Brown



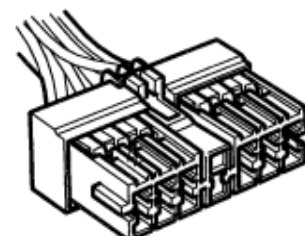
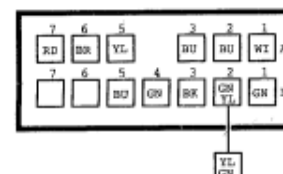
### IC23B

Rear harness  
Interconnector  
FR-RR  
13 pin  
Brown

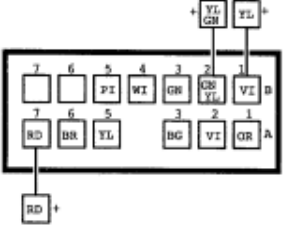
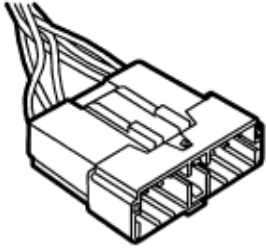
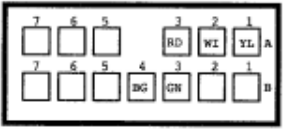
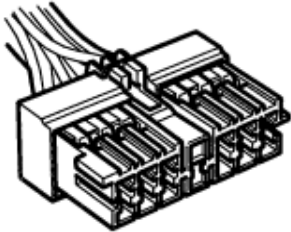
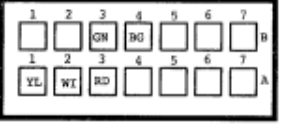
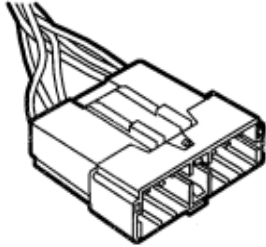

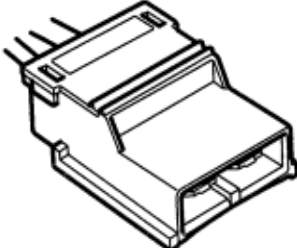

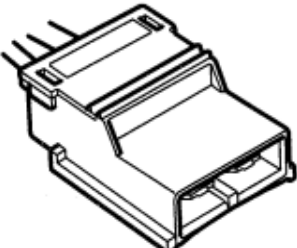


### IC24A

Front door harness RH  
Interconnector  
FR-FR/RH/D  
13 pin  
Black

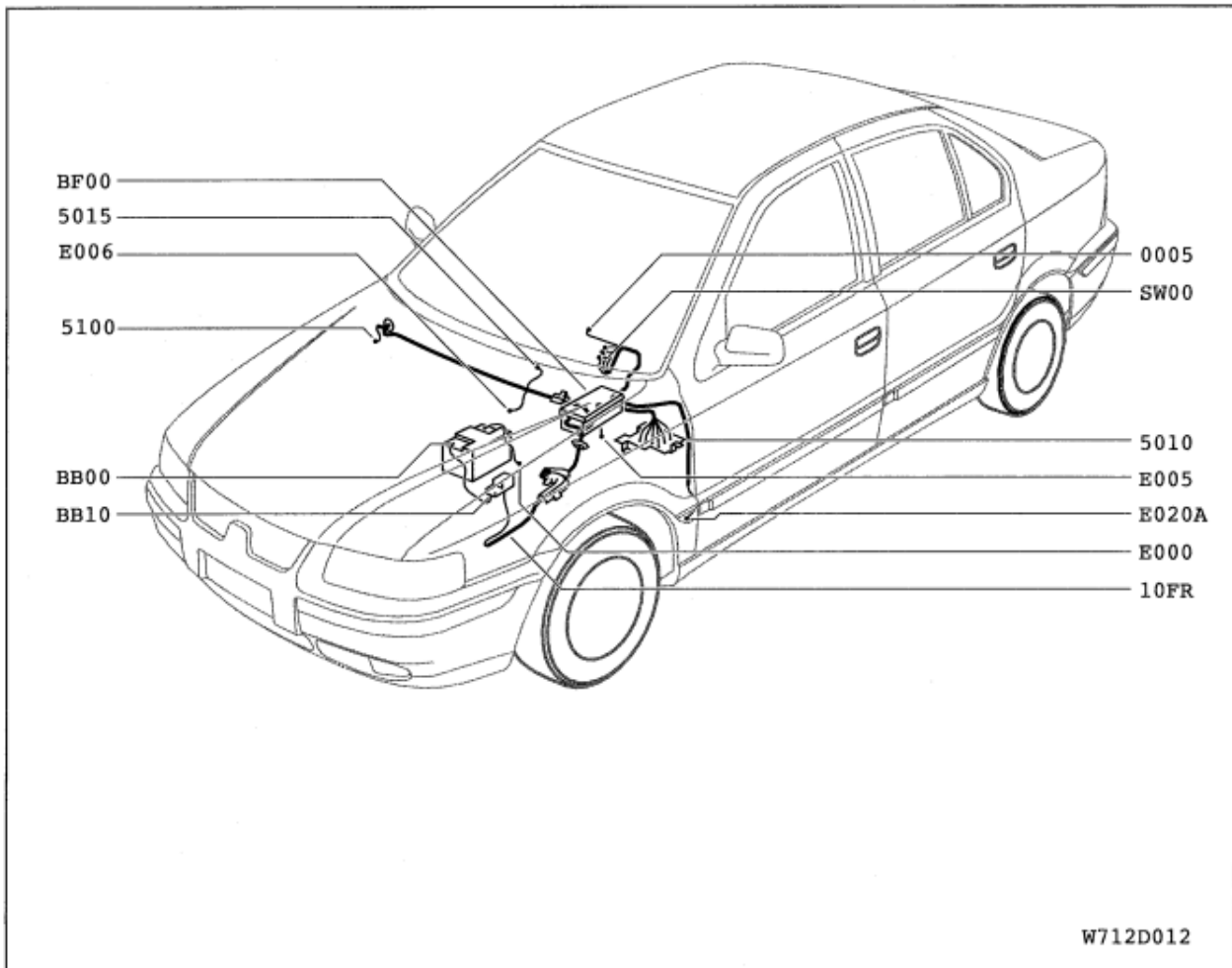


# Colour codes

<p>IC24A</p> <p>Front harness Interconnector FR-FR/RH/D 13 pin Black</p> 	
<p>IC24B</p> <p>Front door harness Interconnector FR-FR/RH/D 13 pin Grey</p> 	
<p>IC24B</p> <p>Front harness Interconnector FR-FR/RH/D 13 pin Grey</p> 	
<p>SW00A</p> <p>Front harness Ignition switch (SW00) 2 pin Black</p> 	
<p>SW00B</p> <p>Front harness Ignition switch (SW00) 2 pin Grey</p> 	

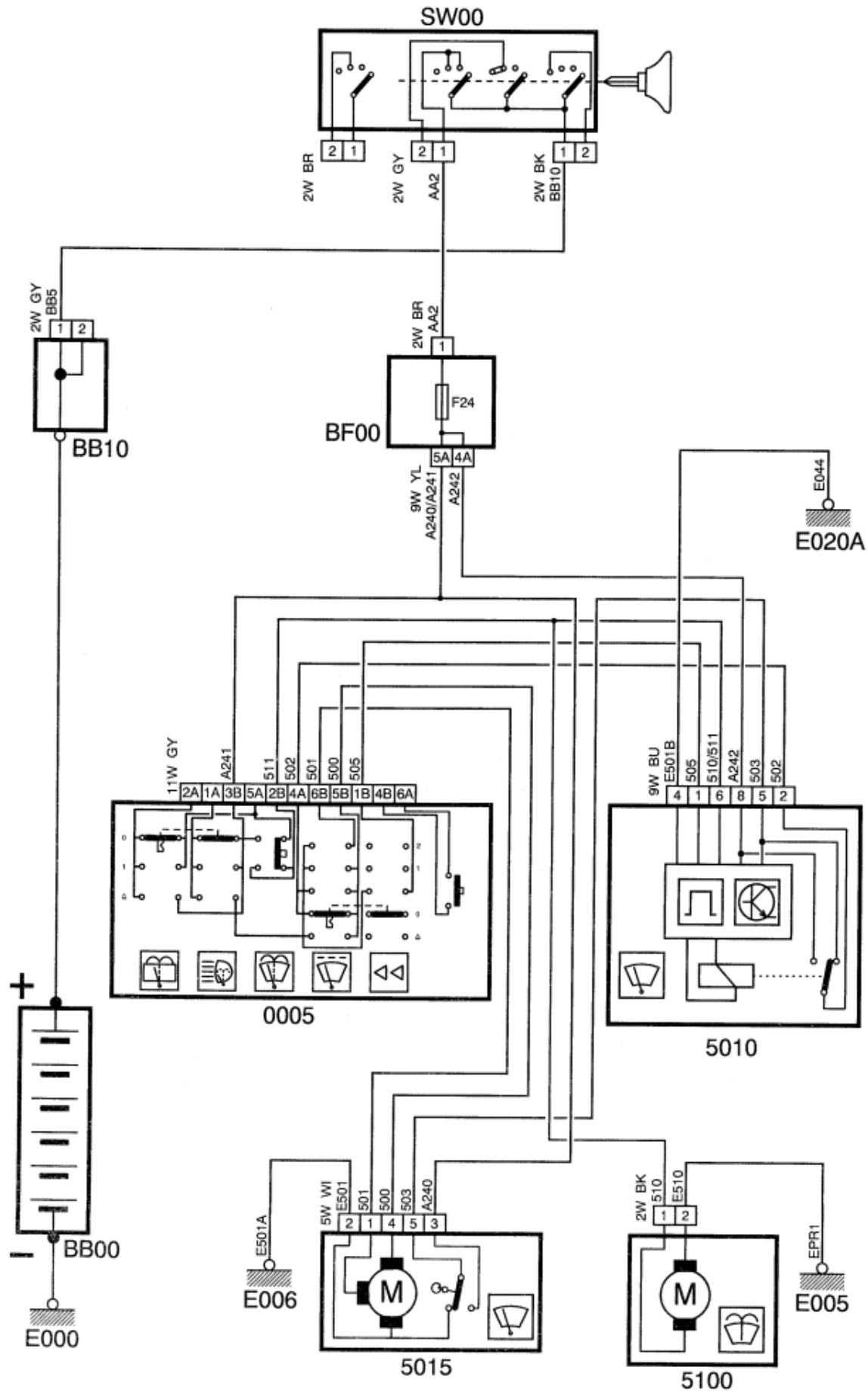
## Body Equipment

### Front screen wiper and Screen wash



Component Number	Component Description	Connectors	Harness
0005	Screen wiper switch	0005	Front
5010	Windscreen wiper control unit	5010	Front
5015	Windscreen wiper motor	5015	Front
5100	Windscreen wash pump	5100	Front
BB00	Battery	--	Front
BB10	Branch box	BB10B	Front
BF00	Fuse box (F24)	BF00F,BF00G	Front
E000	Battery Earth point	Battery	Front
E005	Earth point	LH side-Plenum	
E006	Earth point	Centre-Plenum	
E020A	Earth point	Bottom LH-A post	Front
SW00	Ignition switch	SW00A,SW00B	Front

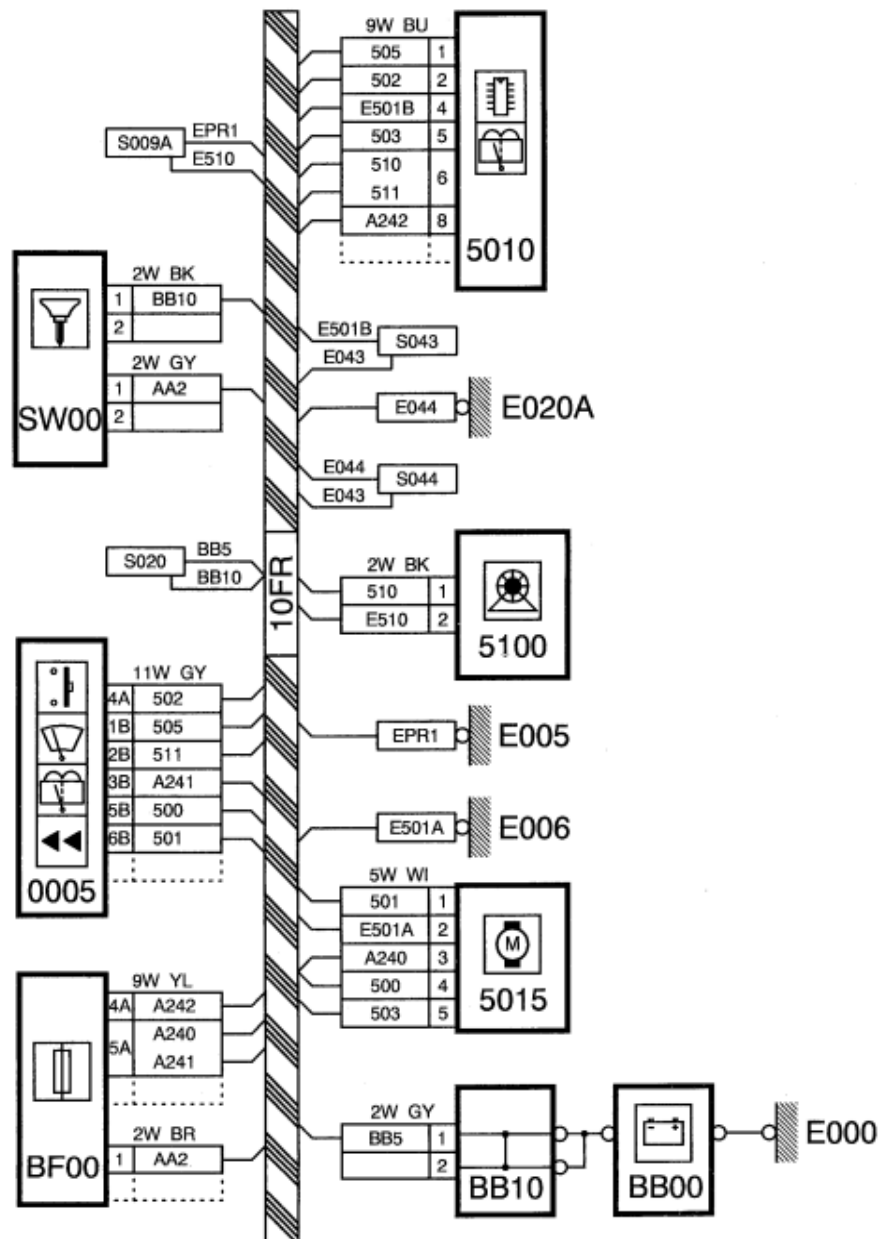
## Circuit



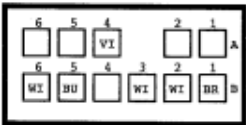
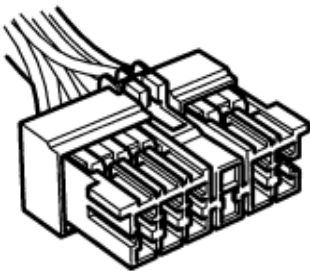
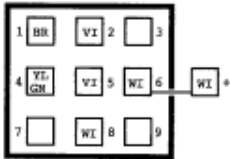
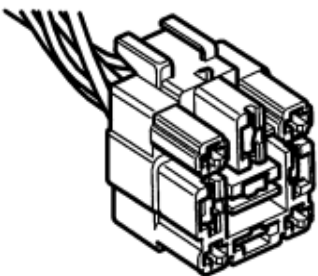
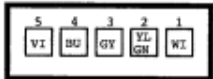
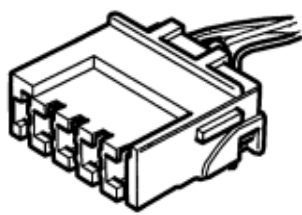

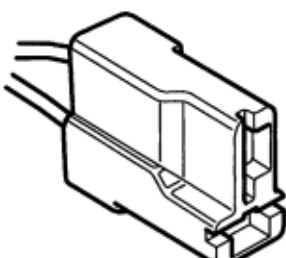
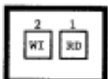
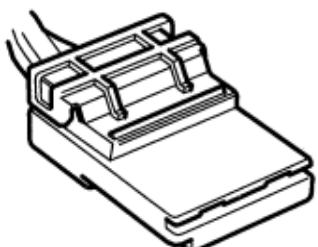

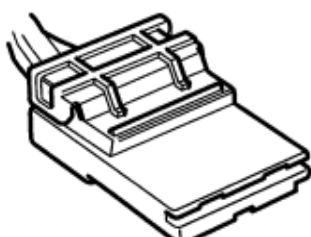
W712D149



## Circuit



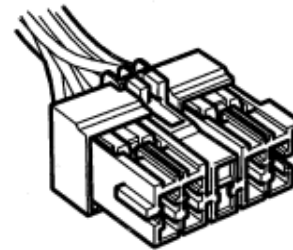
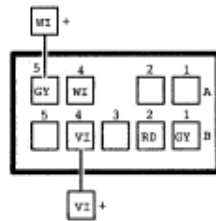
# Colour codes

<p>0005</p> <p>Front harness Screen wiper switch 11 pin Grey</p> 	
<p>5010</p> <p>Front harness Windscreen wiper control unit 9 pin Blue</p> 	
<p>5015</p> <p>Front harness Windscreen wiper motor 5 pin White</p> 	
<p>5100</p> <p>Front harness Windscreen washer pump 2 pin Black</p> 	
<p>BB10B</p> <p>Front harness Branch box (BB10) 2 pin Black</p> 	
<p>BF00F</p> <p>Front harness Fuse box (BF00) 2 pin Brown</p> 	

## Colour codes

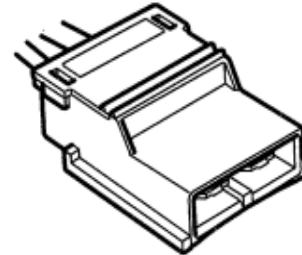
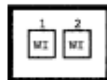
BF00G

Front harness  
Fuse box (BF00)  
9 pin  
Yellow



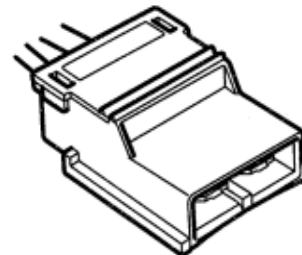
SW00A

Front harness  
Ignition switch (SW00)  
2 pin  
Black



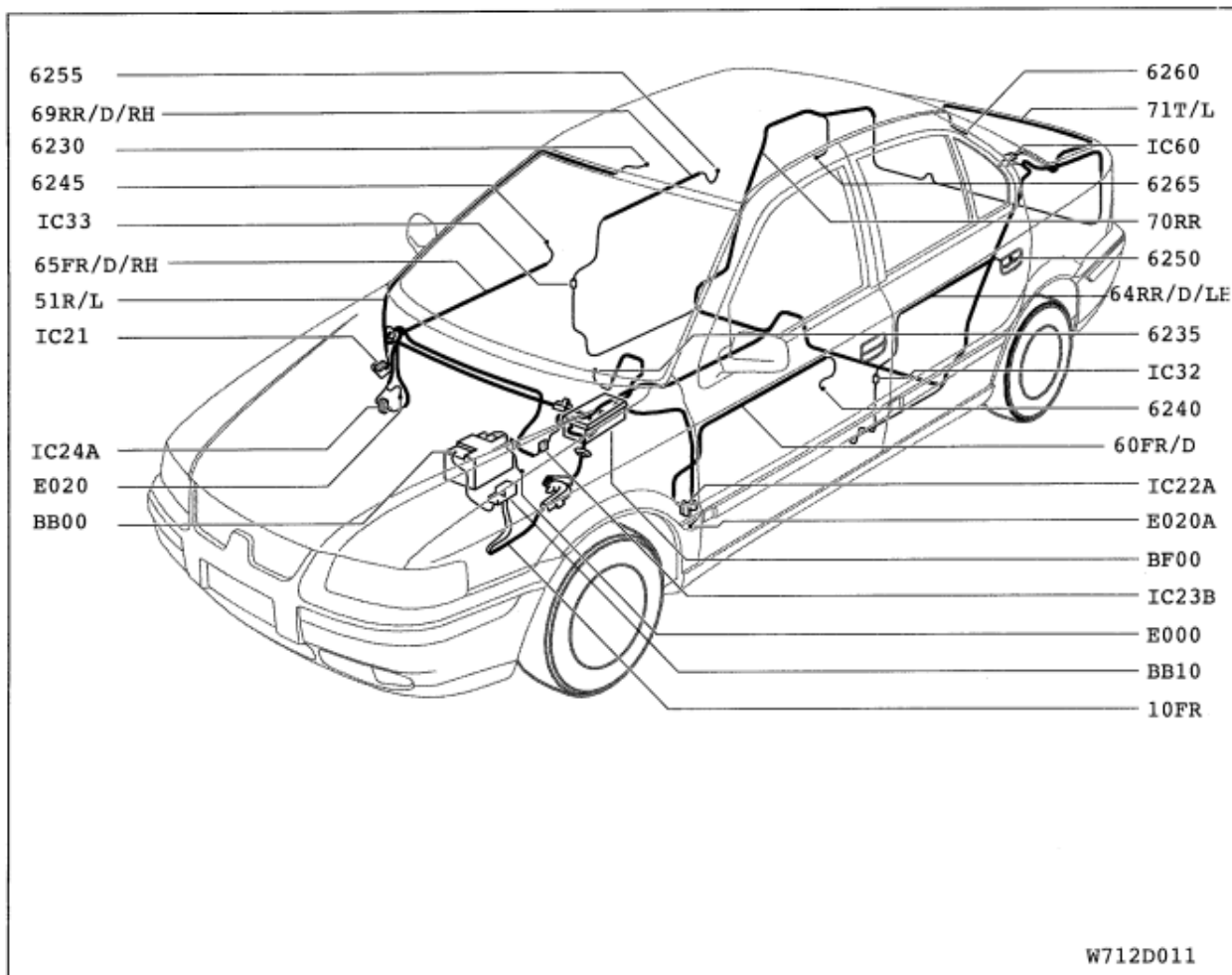
SW00B

Front harness  
Ignition switch (SW00)  
2 pin  
Grey



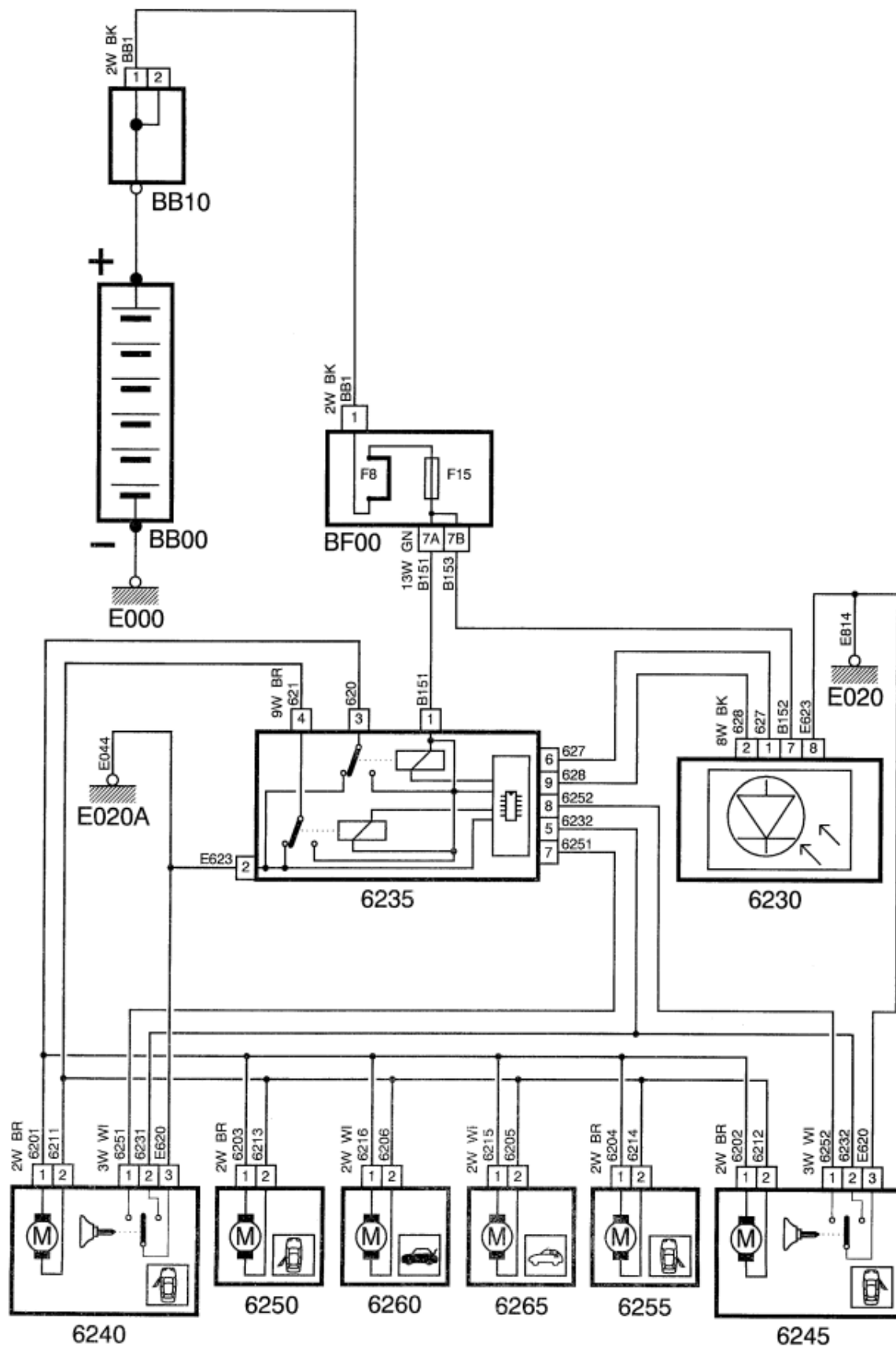


## Central locking (Without A.C.U.)

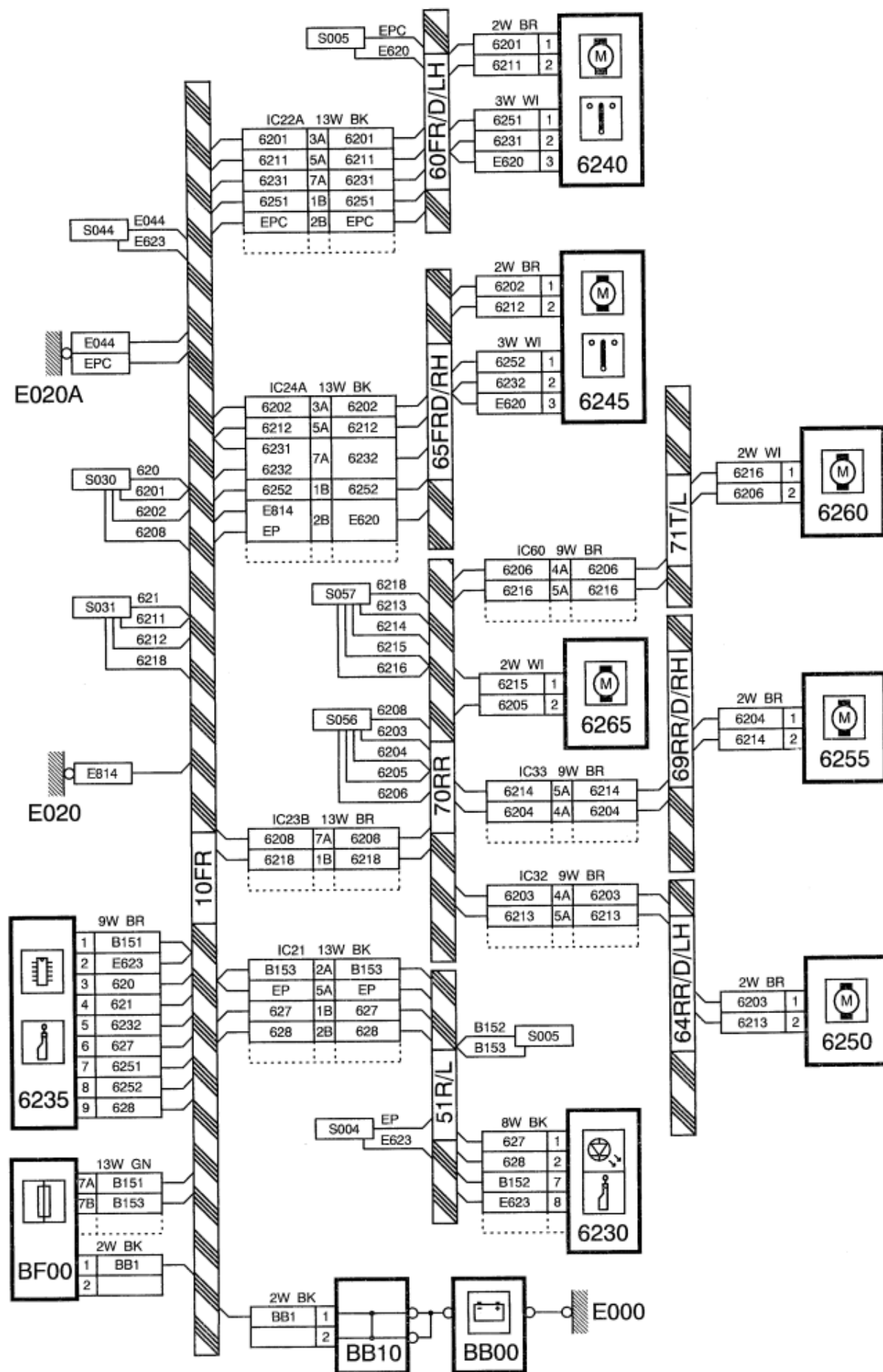


Component Number	Component Description	Connectors	Harness
6230	Infra red receiver	6230	Roof lamp
6235	control unit	6235	Front
6240	Front door lock motor (LH)	6240	Front door LH
6240(6200)	Door lock switch (LH)	6200	Front door LH
6245	Front door lock motor (RH)	6245	Front door RH
6245(6205)	Door lock switch (RH)	6205	Front door RH
6250	Rear door lock motor (LH)	6250	Rear door LH
6255	Rear door lock motor(RH)	6255	Rear door RH
6260	Trunk lid lock motor	6260	Trunk lid
6265	Fuel filler flap lock motor	6265	Rear
BB00	Battery	--	Front
BB10	Branch box	BB10A	Front
BF00	Fuse box (F8,F15)	BF00E,BF00I	Front
E000	Battery Earth point	Battery	Front
E020	Earth point	Bottom RH-A post	Front
E020A	Earth point	Bottom LH-A post	Front
Interconnector	Front to Roof lamp harness	IC21	FR-RFL
Interconnector	Front to Front LH door harness	IC22A	FR-FR/D/LH
Interconnector	Front to Rear harness	IC23B	FR-RR
Interconnector	Front to Front RH door harness	IC24A	FR-FR/D/RH
Interconnector	Rear to Rear door harness	IC32	RR-RR/D/L
Interconnector	Rear to Rear door harness	IC33	RR-RR/D/R
Interconnector	Rear to Trunk lid	IC60	RR-TL

# Circuit



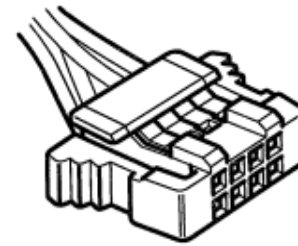
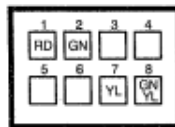
## Circuit



# Colour codes

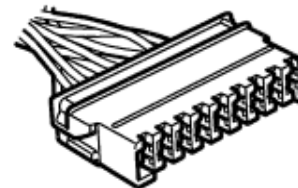
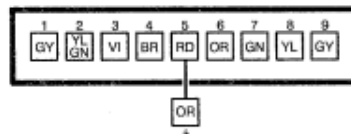
6230

Roof lamp harness  
Infra red receiver  
8 pin  
Black



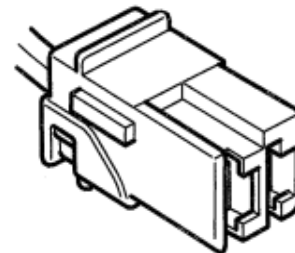
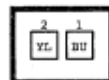
6235

Front harness  
Central locking  
control unit  
9 pin  
Brown



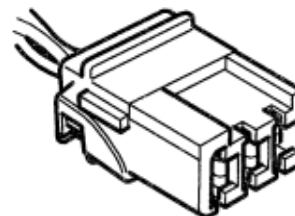
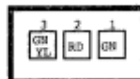
6240

LH front door harness  
Door lock motor  
2 pin  
Brown



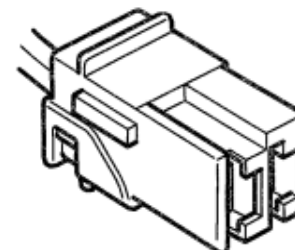
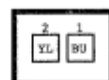
6240 (6200)

LH front door harness  
Door lock switch  
3 pin  
White



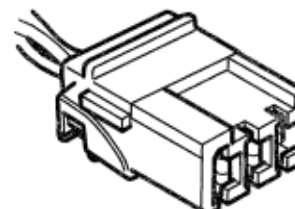
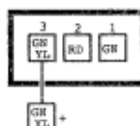
6245

RH front door harness  
Door lock motor  
2 pin  
Brown



6245 (6205)

RH front door harness  
Door lock switch  
3 pin  
White

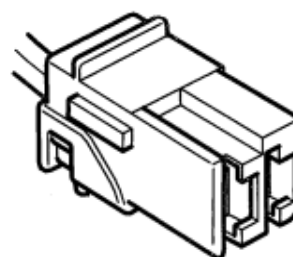
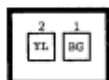




## Colour codes

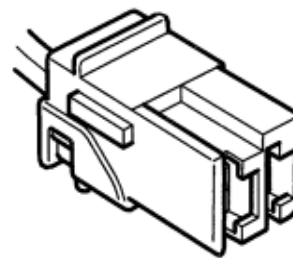
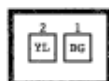
6250

Rear door harness (LH)  
Rear door lock motor  
2 pin  
Brown



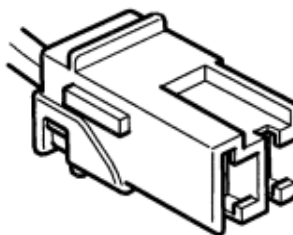
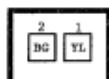
6255

Rear door harness (RH)  
Rear door lock motor  
2 pin  
Brown



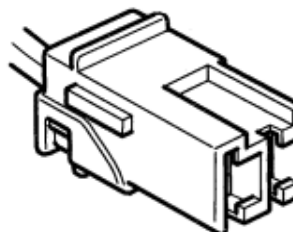
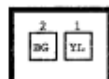
6260

Trunk lid harness  
Trunk lid lock motor  
2 pin  
White




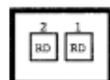
6265

Rear harness  
Fuel filler flap  
lock motor  
2 pin  
White



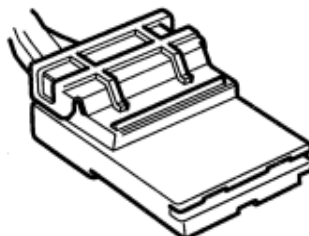
BB10A

Front harness  
Branch box (BB10)  
2 pin  
Black



BF00E

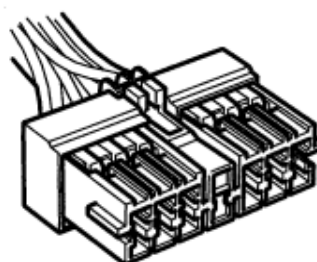
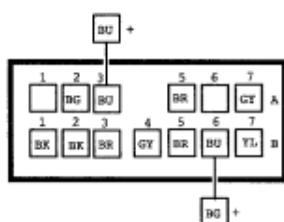
Front harness  
Fuse box (BF00)  
2 pin  
Black



# Colour codes

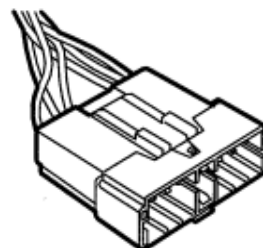
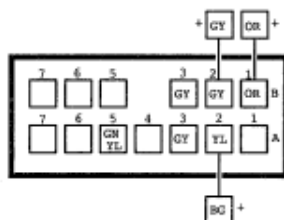
BF00I

Front harness  
Fuse box (BF00)  
13 pin  
Green



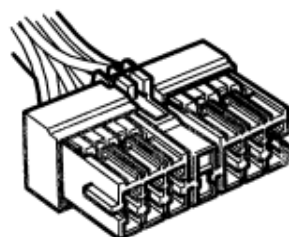
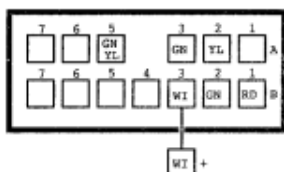
IC21

Front harness  
Interconnector  
FR-RFL  
13 pin  
Black



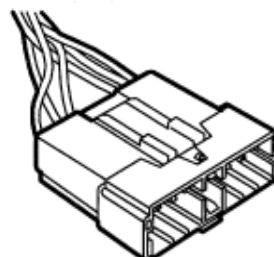
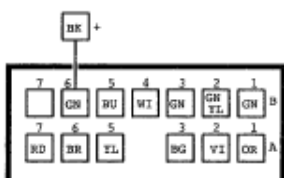
IC21

Roof lamp harness  
Interconnector  
FR-RFL  
13 pin  
Black



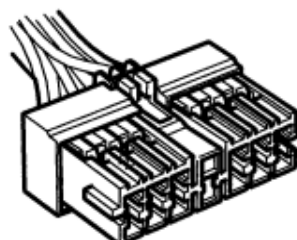
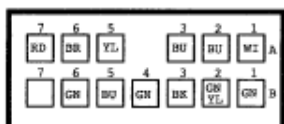
IC22A

Front harness  
Interconnector  
FR-FR/LH/D  
13 pin  
Black



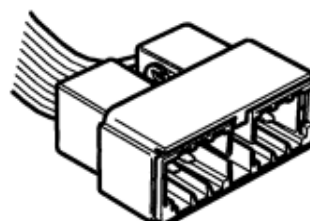
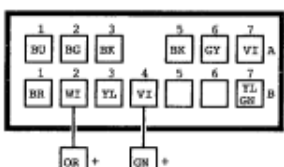
IC22A

Front door harness LH  
Interconnector  
FR-FR/LH/D  
13 pin  
Black



IC23B

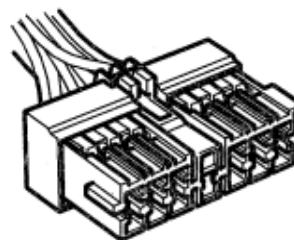
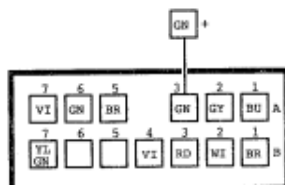
Front harness  
Interconnector  
FR-RR  
13 pin  
Brown



## Colour codes

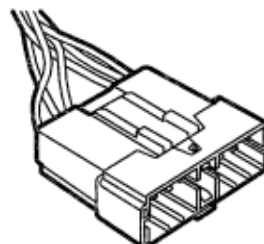
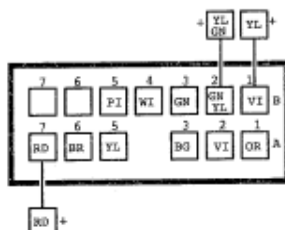
### IC23B

Rear harness  
Interconnector  
FR-RR  
13 pin  
Brown



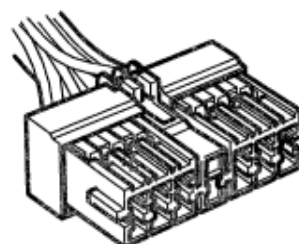
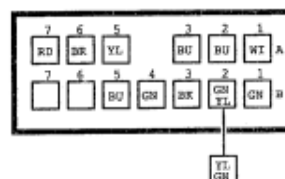
### IC24A

Front harness  
Interconnector  
FR-FR/RH/D  
13 pin  
Black



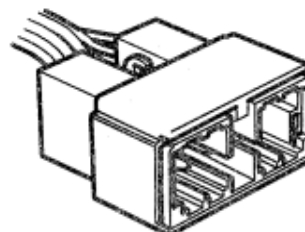
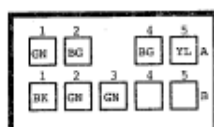
### IC24A

Front door harness RH  
Interconnector  
FR-FR/RH/D  
13 pin  
Black



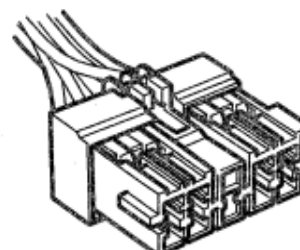
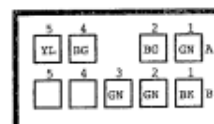
### IC32

Rear door harness (LH)  
Interconnector  
RR-RR/D/L  
9 pin  
Brown



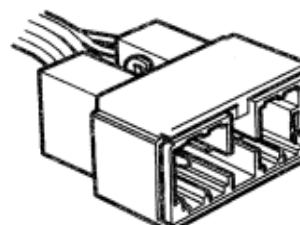
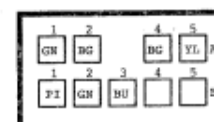
### IC32

Rear harness  
Interconnector  
RR-RR/D/L  
9 pin  
Brown



### IC33

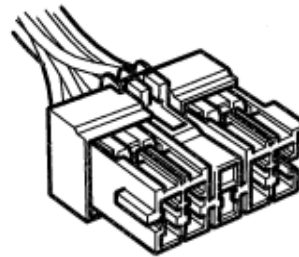
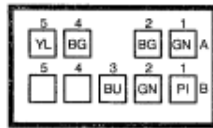
Rear door harness (RH)  
Interconnector  
RR-RR/D/R  
9 pin  
Brown



# Colour codes

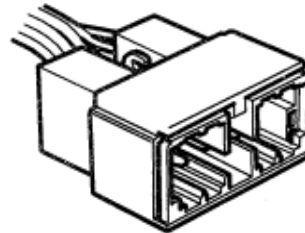
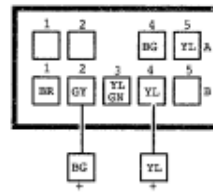
IC33

Rear harness  
Interconnector  
RR-RR/D/L  
9 pin  
Brown



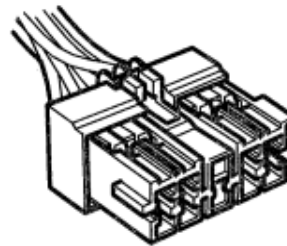
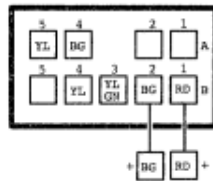
IC60

Rear harness  
Interconnector  
RR-TL  
9 pin  
Brown

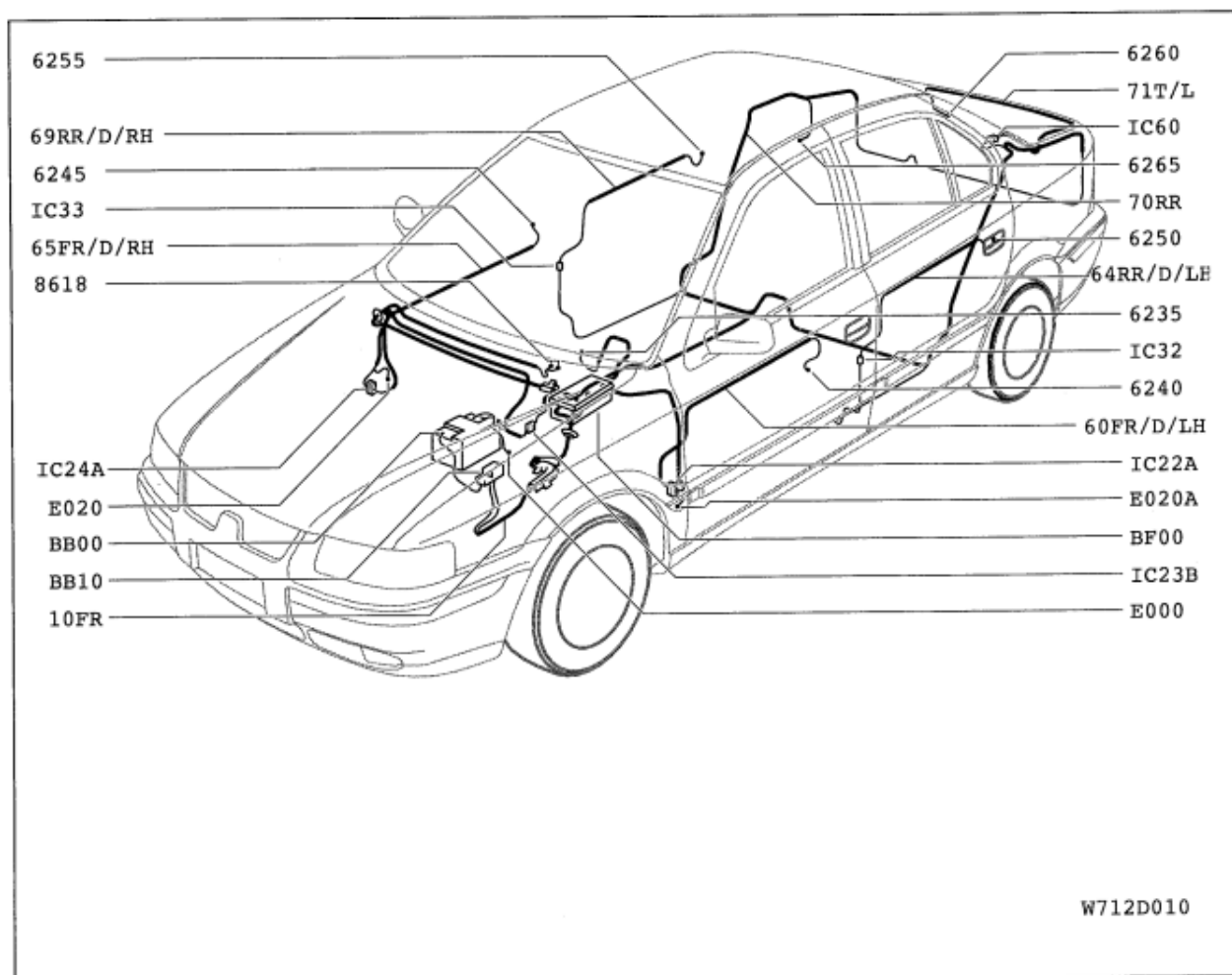


IC60

Trunk lid harness  
Interconnector  
TL-RR  
9 pin  
Brown

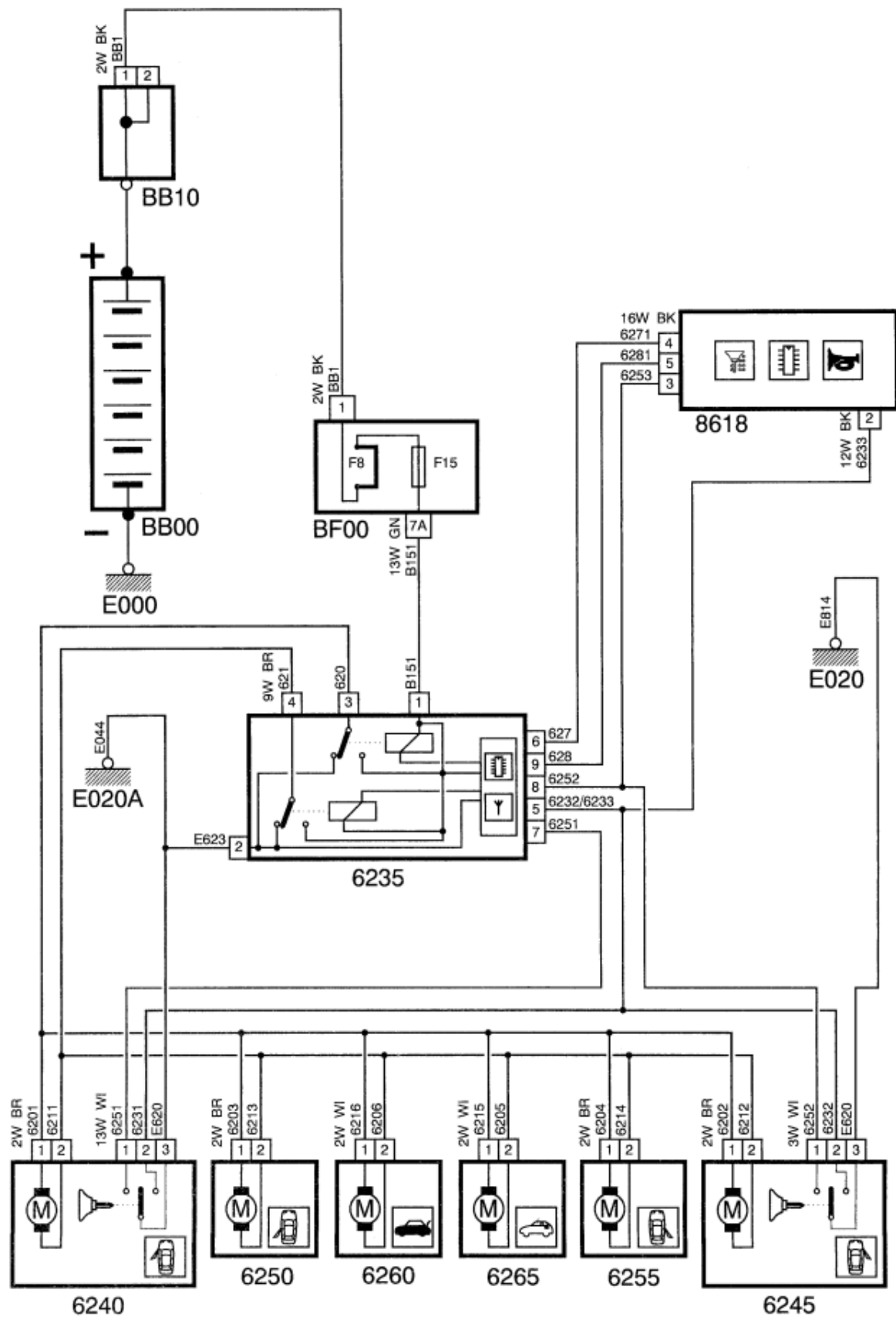


## Central locking (With A.C.U.)

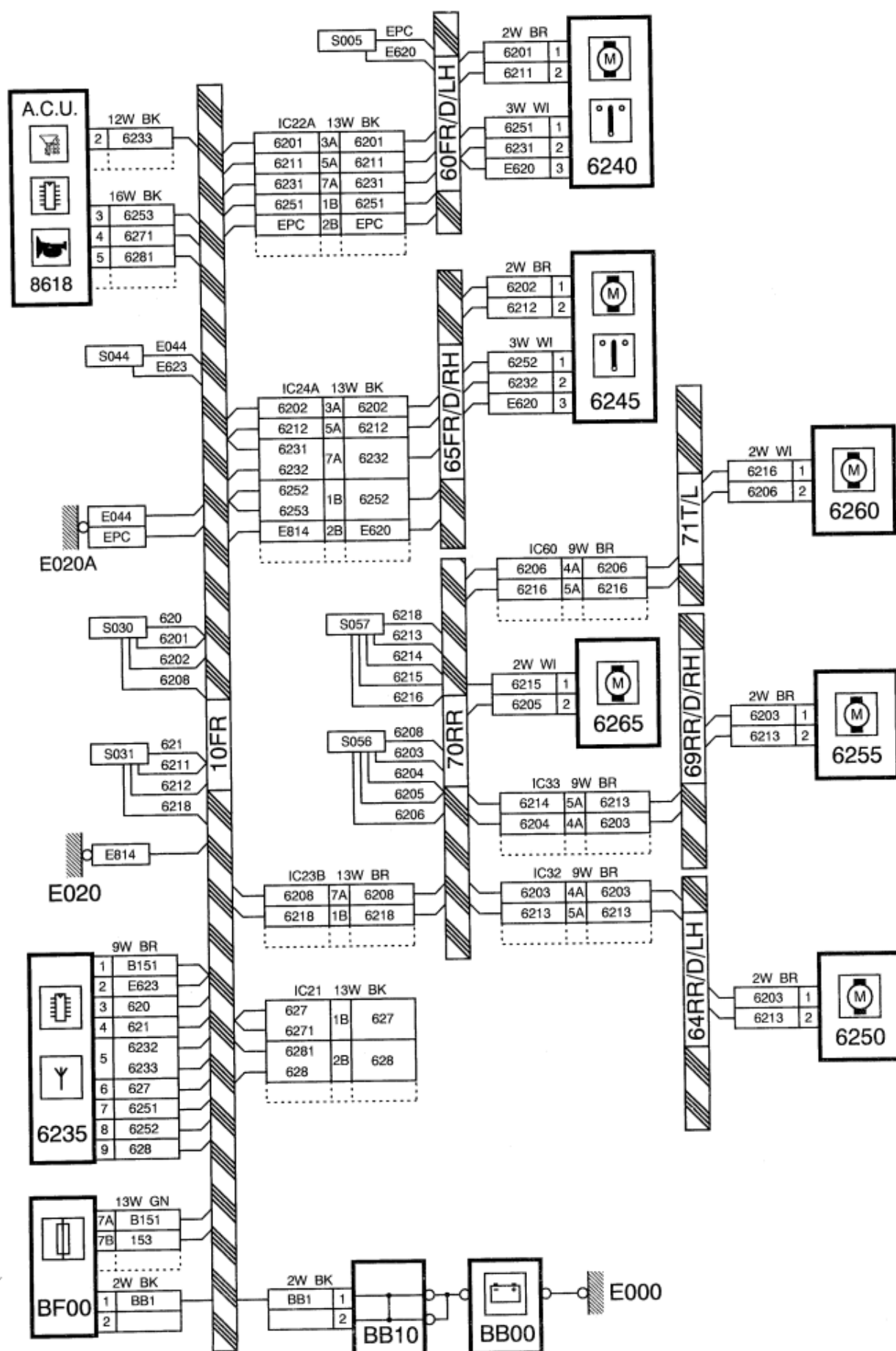


Component Number	Component Description	Connectors	Harness
6235	Central locking control unit (Radio)	6235	Front
6240	Front door lock motor (LH)	6240	Front door LH
6240(6200)	Door lock switch (LH)	6200	Front door LH
6245	Front door lock motor (RH)	6245	Front door RH
6245(6205)	Door lock switch (RH)	6205	Front door RH
6250	Rear door lock motor (LH)	6250	Rear door LH
6255	Rear door lock motor (RH)	6255	Rear door RH
6260	Trunk lid lock motor	6260	Trunk lid
6265	Fuel filler flap lock motor	6265	Rear
8618	A.C.U.	8618A,8618B	Front
BB00	Battery	--	Front
BB10	Branch box	BB10A	Front
BF00	Fuse box (F8,F15)	BF00E,BF00I	Front
E000	Battery Earth point	Battery	Front
E020	Earth point	Bottom RH-A post	Front
E020A	Earth point	Bottom LH-A post	Front
Interconnector	Front to Front LH door harness	IC22A	FR-FR/LH/D
Interconnector	Front to Rear harness	IC23B	FR-RR
Interconnector	Front to Front RH door harness	IC24A	FR-FR/RH/D
Interconnector	Rear to Rear door harness	IC32	RR-RR/D/L
Interconnector	Rear to Rear door harness	IC33	RR-RR/D/R
Interconnector	Rear to Trunk lid	IC60	RR-TL

# Schematic



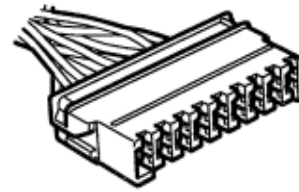
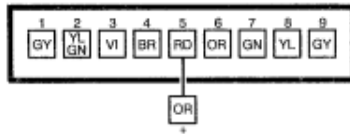
## Curcuit



# Colour codes

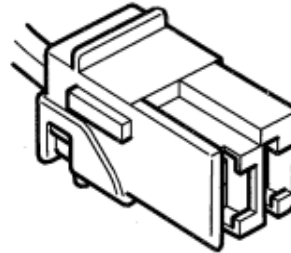
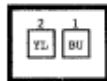
6235

Front harness  
Central locking  
control unit  
9 pin  
Brown



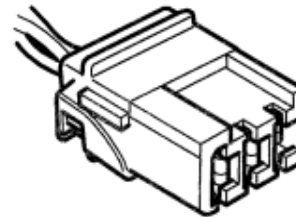
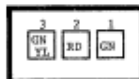
6240

LH front door harness  
Door lock motor  
2 pin  
Brown



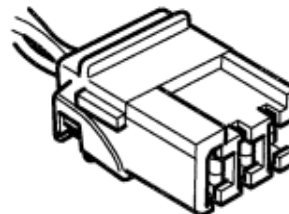
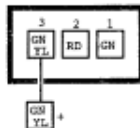
6240(6200)

LH front door harness  
Door lock switch  
3 pin  
White



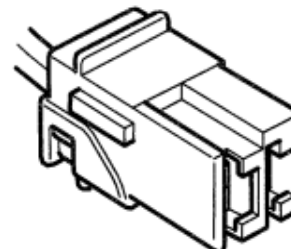
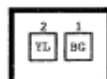
6245(6205)

RH front door harness  
Door lock switch  
3 pin  
White



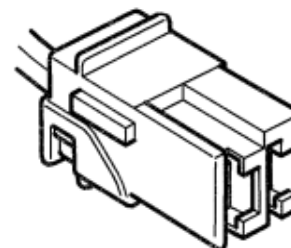
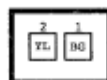
6250

Rear door harness (LH)  
Rear door lock motor  
2 pin  
Brown



6250

Rear door harness (LH)  
Rear door lock motor  
2 pin  
Brown

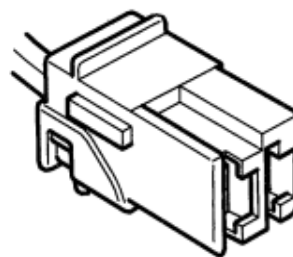
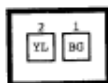




## Colour codes

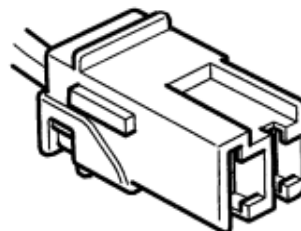
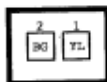
6255

Rear door harness (RH)  
Rear door lock motor  
2 pin  
Brown



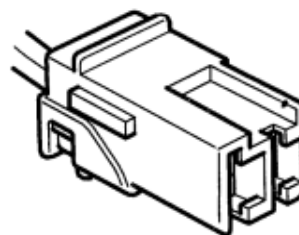
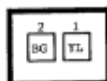
6260

Trunk lid harness  
Trunk lid lock motor  
2 pin  
White



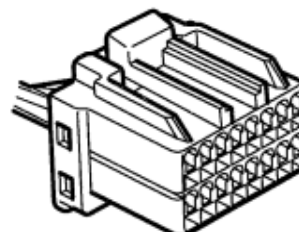
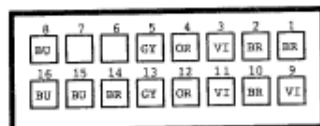
6265

Rear harness  
Fuel filler flap  
lock motor  
2 pin  
White



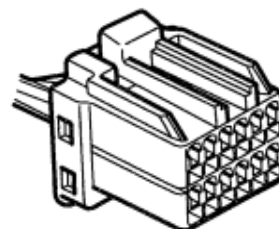
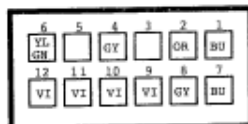
8618A

Front harness  
A.C.U. (8168)  
16 pin  
Black




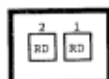
8618B

Front harness  
A.C.U. (8618)  
12 pin  
Black



BB10A

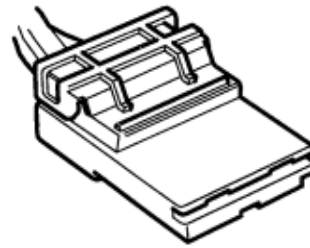
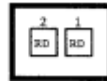
Front harness  
Branch box (BB10)  
2 pin  
Black



## Colour codes

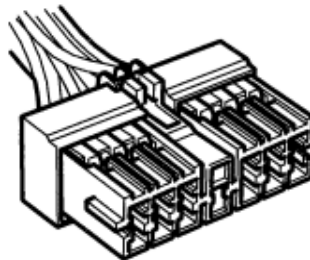
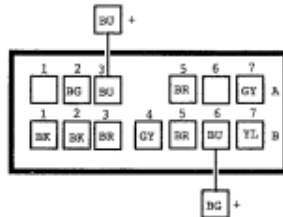
BF00E

Front harness  
Fuse box (BF00)  
2 pin  
Black



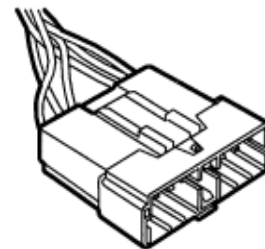
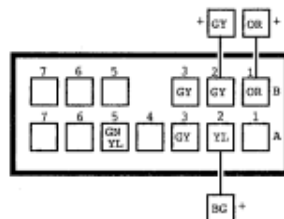
BF00I

Front harness  
Fuse box (BF00)  
13 pin  
Green



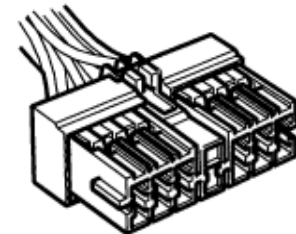
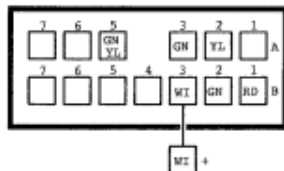
IC21

Front harness  
Interconnector  
FR-RFL  
13 pin  
Black



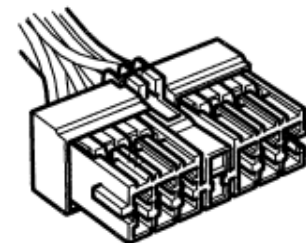
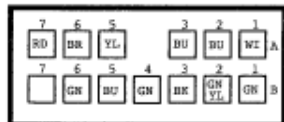
IC21

Roof lamp harness  
Interconnector  
FR-RFL  
13 pin  
Black



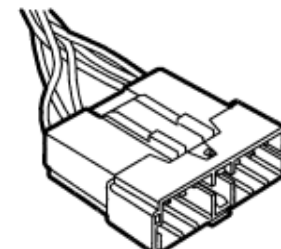
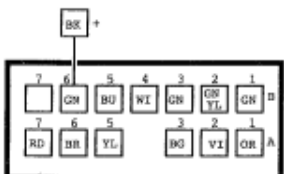
IC22A

Front door harness LH  
Interconnector  
FR-FR/LH/D  
13 pin  
Black



IC22A

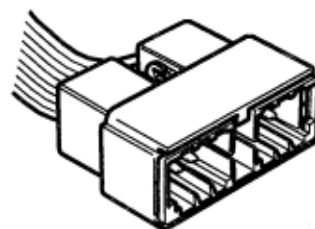
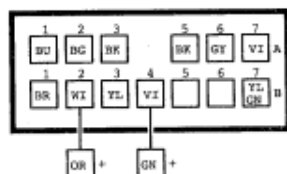
Front harness  
Interconnector  
FR-FR/LH/D  
13 pin  
Black



## Colour codes

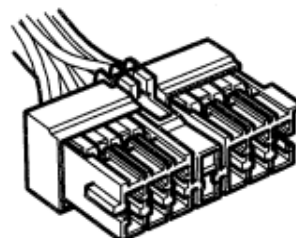
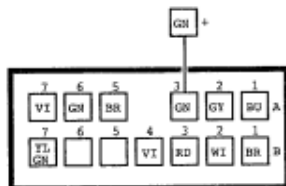
### IC23B

Front harness  
Interconnector  
FR-RR  
13 pin  
Brown



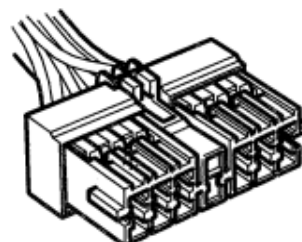
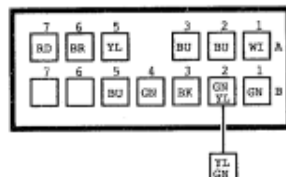
### IC23B

Rear harness  
Interconnector  
FR-RR  
13 pin  
Brown



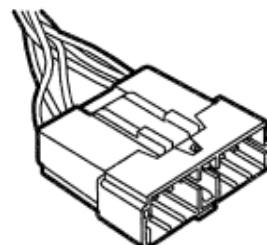
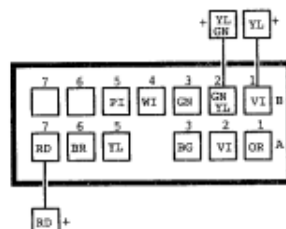
### IC24A

Front door harness RH  
Interconnector  
FR-FR/RH/D  
13 pin  
Black



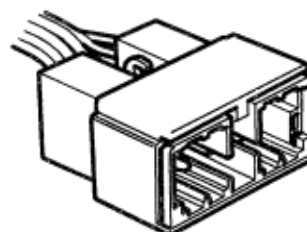
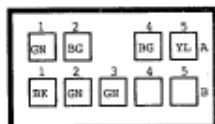
### IC24A

Front harness  
Interconnector  
FR-FR/RH/D  
13 pin  
Black



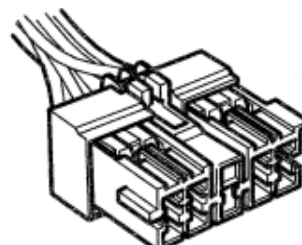
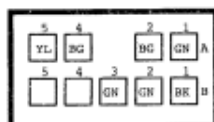
### IC32

Rear door harness (LH)  
Interconnector  
RR-RR/D/L  
9 pin  
Brown



### IC32

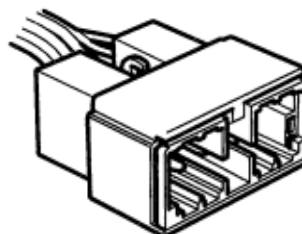
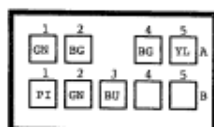
Rear harness  
Interconnector  
RR-RR/D/L  
9 pin  
Brown



# Colour codes

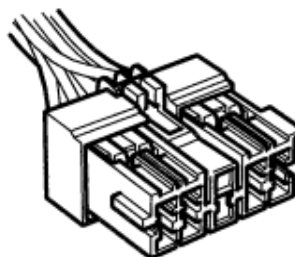
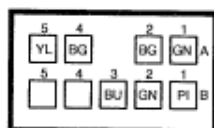
IC33

Rear door harness (RH)  
Interconnector  
RR-RR/D/R  
9 pin  
Brown



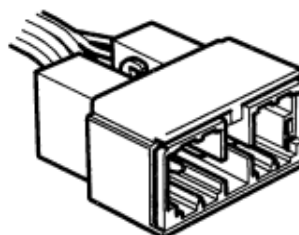
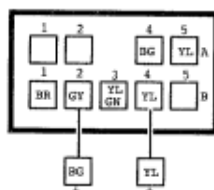
IC33

Rear harness  
Interconnector  
RR-RR/D/L  
9 pin  
Brown



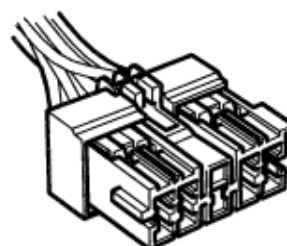
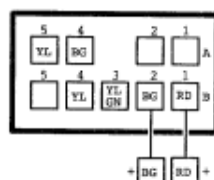
IC60

Rear harness  
Interconnector  
RR-TL  
9 pin  
Brown




IC60

Trunk lid harness  
Interconnector  
TL-RR  
9 pin  
Brown



## Anti lock brakes



W712D071

Component Number	Component Description	Connectors	Harness
0004	Instrument cluster	0004C,0004D,0004F	Front
2100	Stop lamp switch	2100	Front
2630	Tail lamp (LH)	2630	Rear
2635	Tail lamp (RH)	2635	Rear
4400	Handbrake switch	4400	Rear
4410	Brake fluid level switch	4410	Front
7000	Front -lock brake sensor (LH)	7000	Front
7005	Front anti-lock brake sensor (RH)	7005	Front
7010	Rear anti-lock brake sensor (LH)	7010	Rear
7015	Rear anti-lock brake sensor (RH)	7015	Rear
7025	Warning module	7025	Front
7020	Anti-lock brake control unit	7220	Front
BB00	Battery	--	Front
BB10	Branch of box	BB10A,BB10B	Front
C001	Diagnostic connector	C001	Front
E000	Battery Earth Point	Battery	Front
E070A	Earth Point	Inner fender(RH)	Front
E070B	Earth Point	Inner fender(RH)	Front
Inter connector	Front to rear harness	IC23B,IC23C	Front
SW00	Ignition switch	SU00A,SU00B	Front

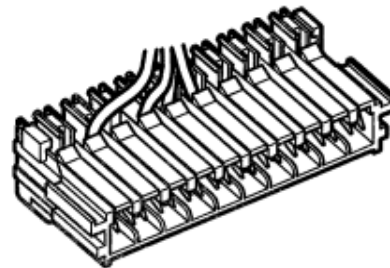
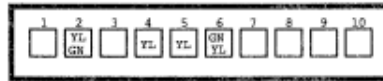




# Colour codes

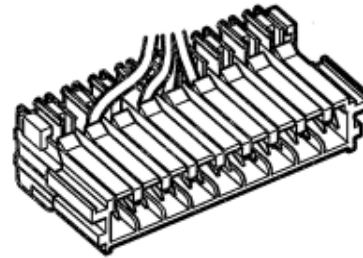
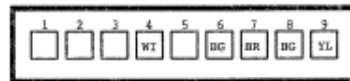
0004C

Front harness  
Instrument cluster (0004)  
10 pin  
White



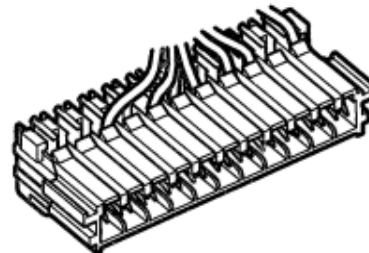
0004D

Front harness  
Instrument cluster (0004)  
9 pin  
Green



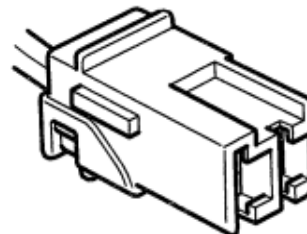
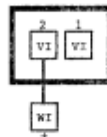
0004F

Front harness  
Instrument cluster (0004)  
11pin  
Yellow



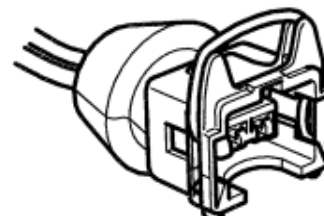
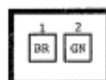
2100

Front harness  
Stop lamp switch  
2 pin  
White



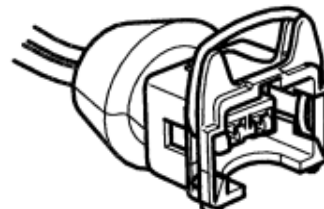
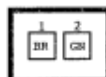
7000

Front harness  
Front Wheel Speed sensor (LH)  
2 pin  
Black



7005

Front harness  
Front Wheel Speed sensor (RH)  
2 pin  
Black

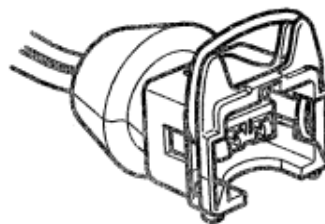
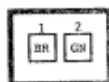




## Colour codes

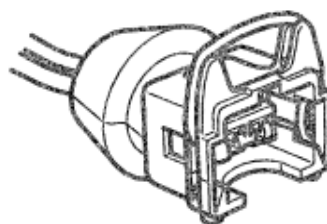
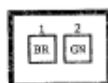
7010

Rear harness  
Rear Wheel Speed sensor (LH)  
2 pin  
Black



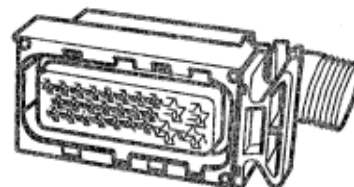
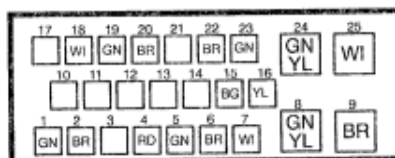
7015

Rear harness  
Rear Wheel Speed sensor (RH)  
2 pin  
Black



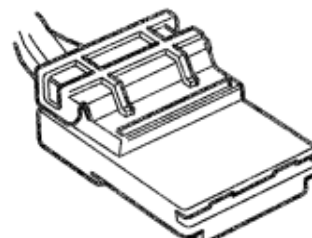
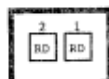
7020

Front harness  
Anti lock brake control unit  
25 pin  
Black



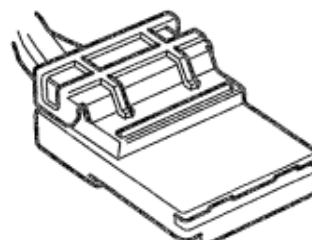
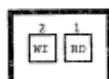
BB10A

Front harness  
Branch box (BB10)  
2 pin  
Black



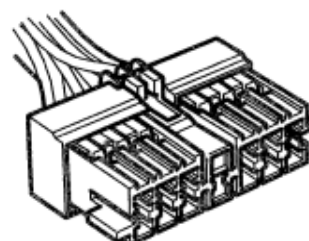
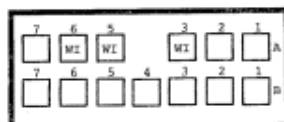
BB10B

Front harness  
Branch box (BB10)  
2 pin  
Black



BF00A

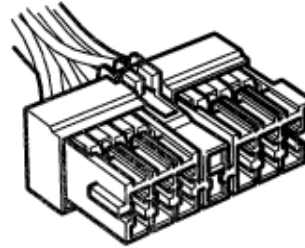
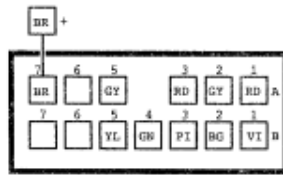
Front Harness  
Fuse Box (BF00)  
13 pin  
Orange



# Colour codes

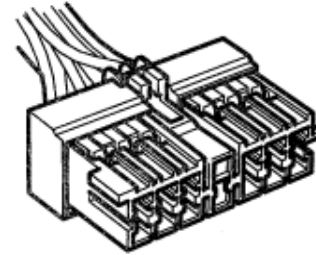
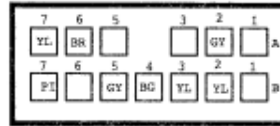
BF00B

Front Harness  
Fuse Box (BF00)  
13 pin  
Brown



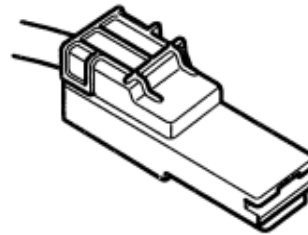
BF00C

Front harness  
Fuse box (BF00)  
13 pin  
Grey



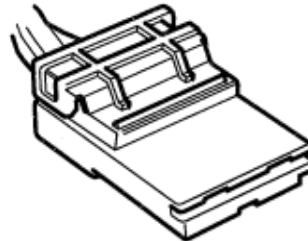
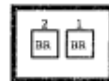
BF00D

Front Harness  
Fuse Box (BF00)  
1 pin  
Black



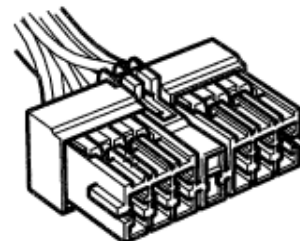
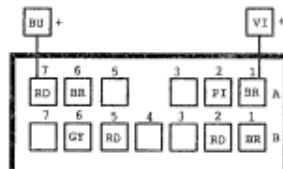
BF00F

Front harness  
Fuse box (BF00)  
2 pin  
Brown



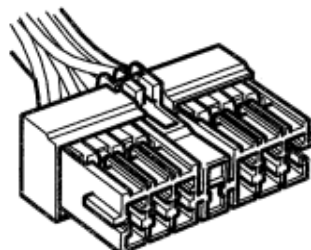
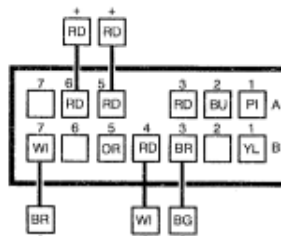
BF00H

Front harness  
Fuse box (BF00)  
13 pin  
Red



BF00J

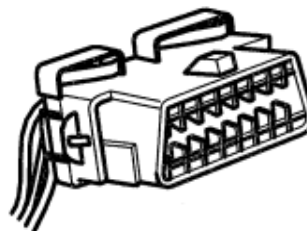
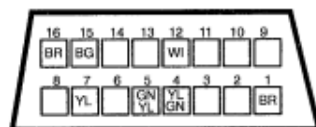
Front harness  
Fuse box (BF00)  
13 pin  
Blue



## Colour codes

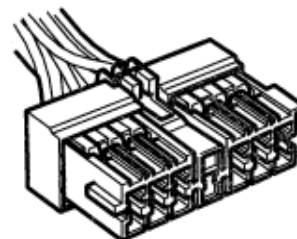
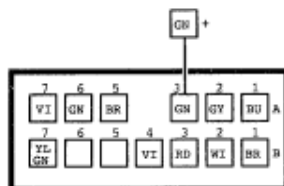
C001

Front harness  
Diagnostic connector  
16 pin  
Black



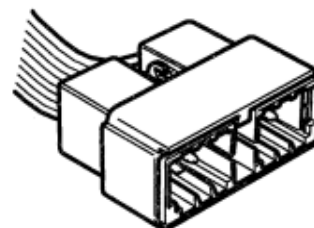
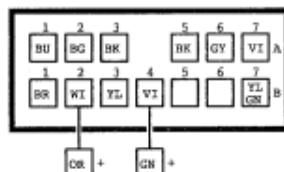
IC23B

Rear harness  
Interconnector  
FR-RR  
13 pin  
Brown



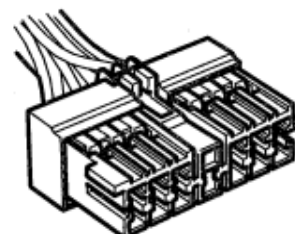
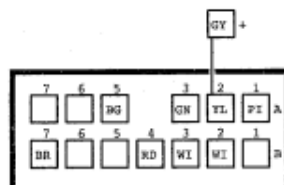
IC23B

Front harness  
Interconnector  
FR-RR  
13 pin  
Brown



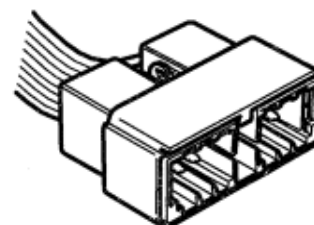
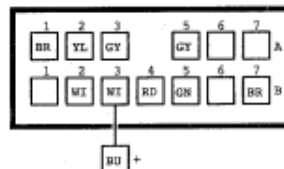
IC23C

Rear harness  
Interconnector  
FR-RR  
13 pin  
Grey



IC23C

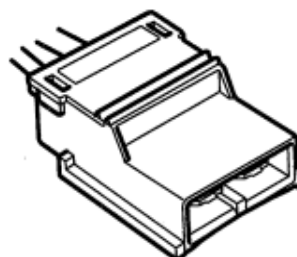
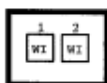
Front harness  
Interconnector  
FR-RR  
13 pin  
Grey



## Colour codes

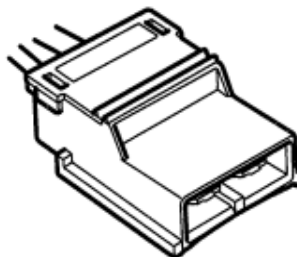
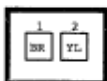
SW00A

Front harness  
Ignition switch (SW00)  
2 pin  
Black




SW00B

Front harness  
Ignition switch (SW00)  
2 pin  
Grey



## Heating and Ventilation (Air conditioning)

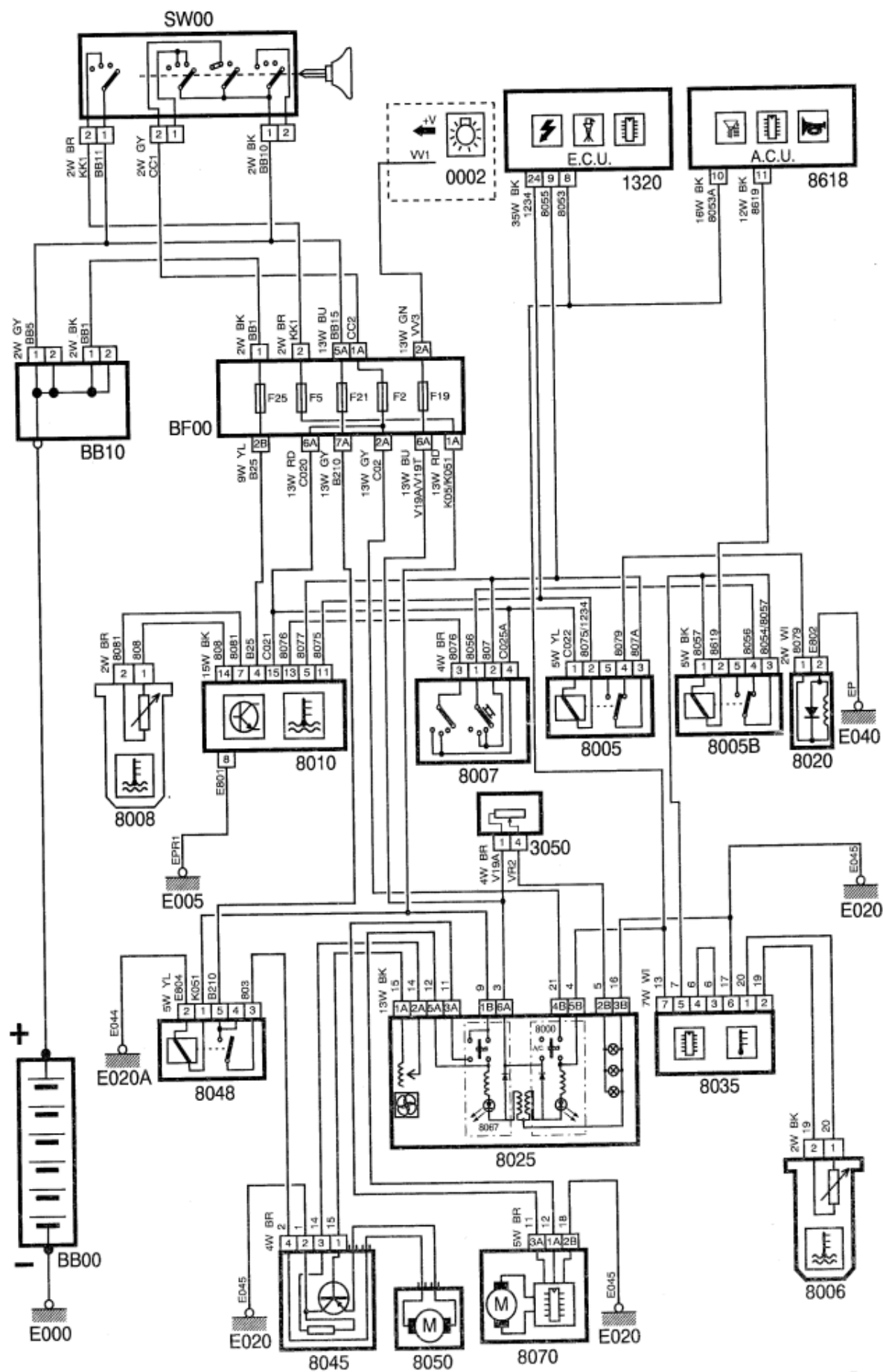


Component Number	Component Description	Connectors	Harness
1320	Ignition injection control unit	1320	Engine
3050	Lighting rhostat	3050	Front
8005	Air conditioning compressor relay	8005	Front
8006	Evaporator thermistor	8006	Heater
8007	Pressostat	8007	Front
8008	Air conditioning engine coolant temperature thermistor	--	Engine
8010	Electrronic box temperature unit	8010	Front
8020	Air conditioning compressor	8020	Engine
8025	Heater panel	8025	Heater
8035	Passenger compartment temperature electronic thermistor	--	Heater
8045	Blower control module	8045	Heater
8048	Blower relay	8048	Front
8050	Heater blower motor	8050	Heater
8070	Air inlet flap reduction motor	8070	Heater
8618	A.C.U.	8618A,8168B	Front
8005B	Cooler relay	8005B	Front
BB00	Battery	--	Front
BB10	Branch box	BB10A, BB10B	Front
BF00	Fuse box (F2,F5,F19,F21,F25)	BF00C,BF00E,BF00F, BF00G,BF00H,BF00I,BF00J	Front

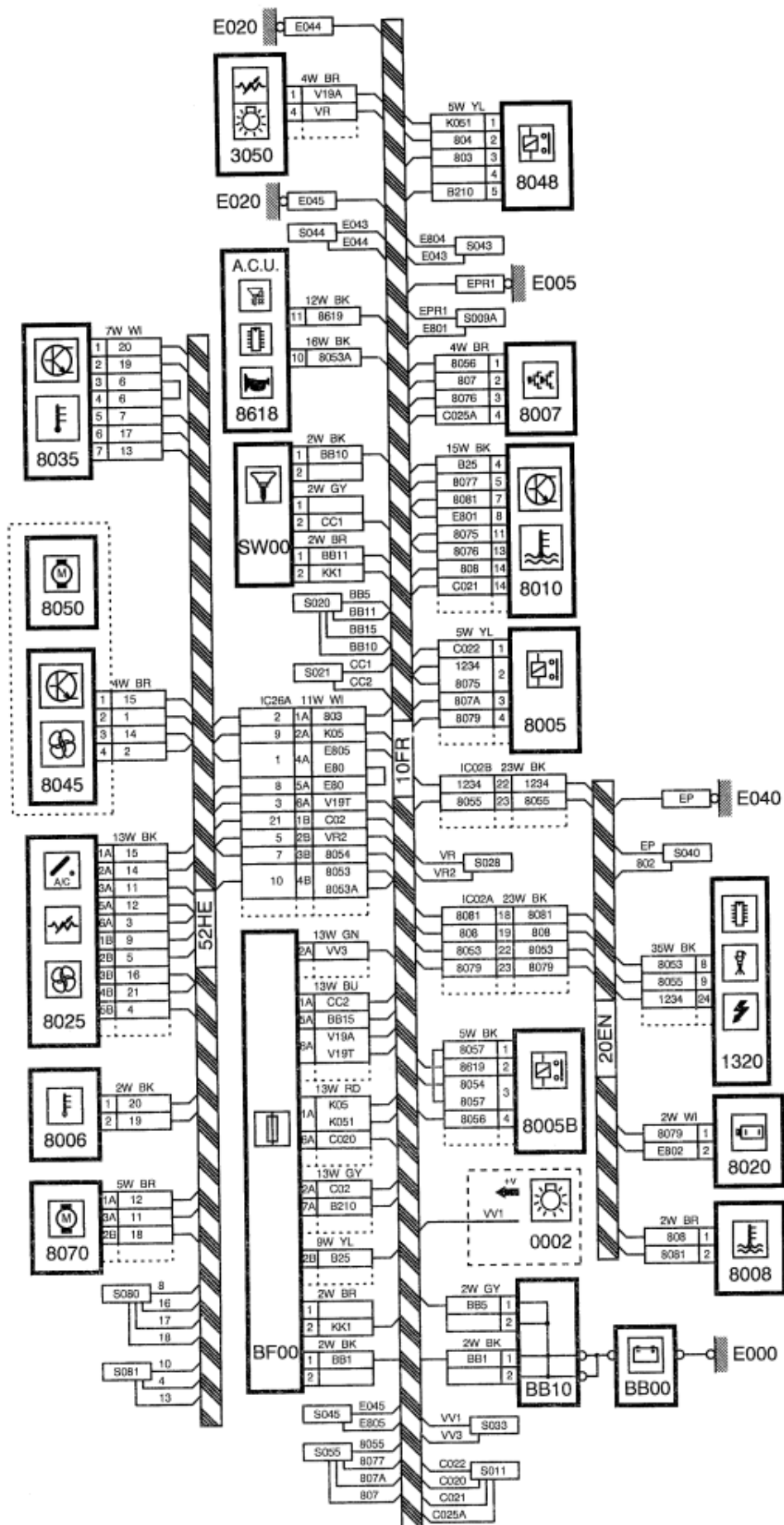
---

Component Number	Component Description	Connectors	Harness
E000	Battery Earth point	Battery	Front
E005	Earth point	LH side Plenum chamber	Front
E020	Earth point	Bottom RH-A post	Front
E040	Earth point	Engine	Engine
Interconnector	Front to Engine harness	IC02A,IC02B	FR-EN
Interconnector	Front to Heater harness	IC26A	FR-HEATER
SW00	Ignition switch	SW00A,SW00B,SW00C	Front

### Schematic



## Circuit

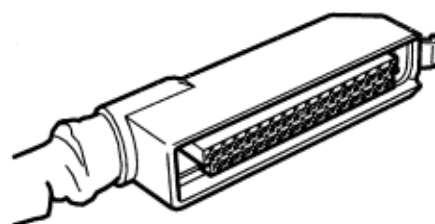
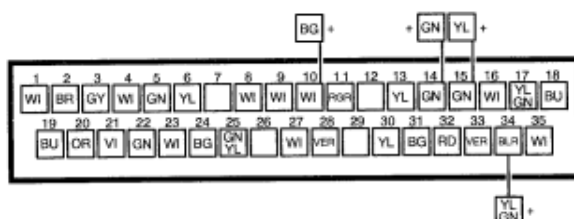




## Colour codes

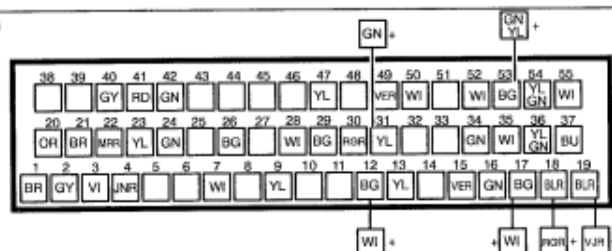
1320 (MM)

Engine harness  
Ignition injection  
control unit  
55 pin  
Black



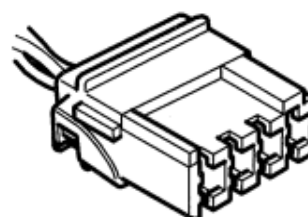
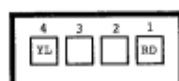
1320 (Sagem)

Engine harness  
Ignition injection  
control unit  
55 pin  
Black



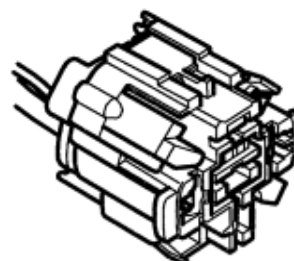
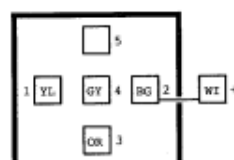
3050

Front harness  
Lighting rheostat  
4 pin  
Brown



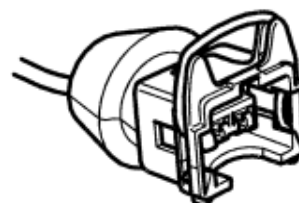
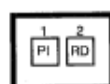
8005

Front harness  
Air condition  
compressor relay  
5 pin  
green



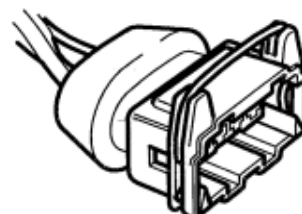
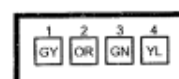
8006

Heater harness  
Evaporator thermistor  
2 pin  
Black



8007

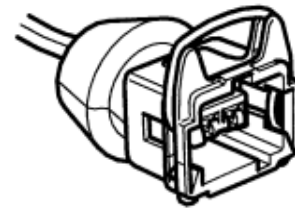
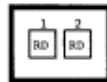
Front harness  
Pressostat  
4 pin  
Brown



# Colour codes

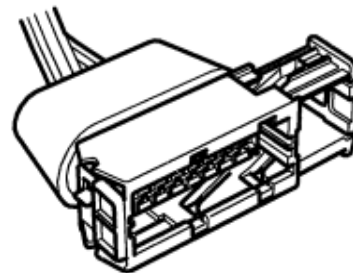
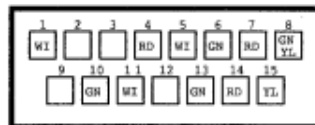
8008

Engine harness  
 Air conditioning engine  
 coolant temperature  
 thermistor  
 2 pin  
 Brown



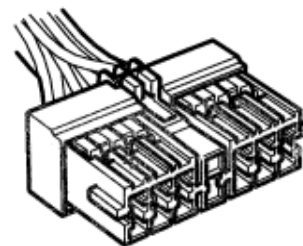
8010

Front harness  
 Electronic box  
 Temperature unit  
 15 pin  
 Black



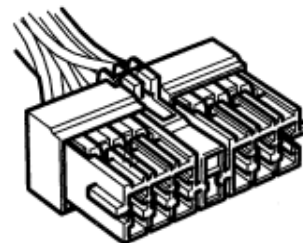
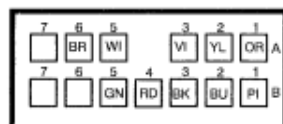
8025

Heater harness  
 Heater panel  
 13 pin  
 Black



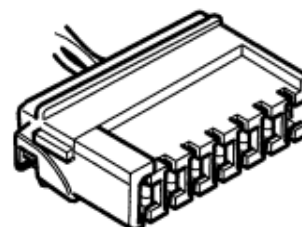
8025

Heater harness  
 Heater panel  
 13 pin  
 Black



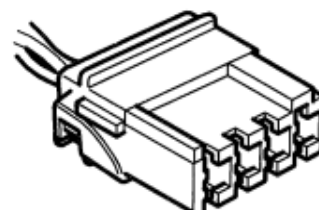
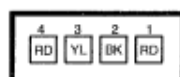
8035

Heater harness  
 Passenger compartment  
 temperature electronic thermistor  
 7pin  
 White



8045-8050

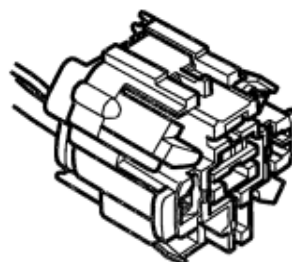
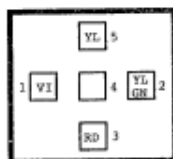
Heater harness  
 Blower control module  
 4 pin  
 Brown



## Colour codes

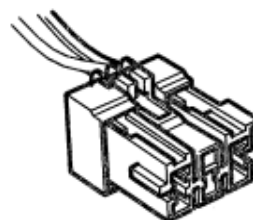
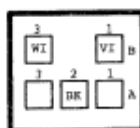
8048

Front harness  
Blower relay  
5 pin  
Yellow



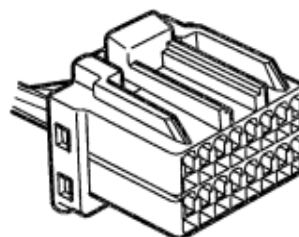
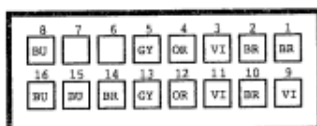
8070

Heater harness  
Air inlet flap reduction motor  
FR/LH/D-D/S  
5 pin  
Brown



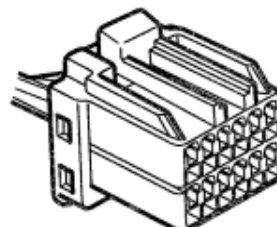
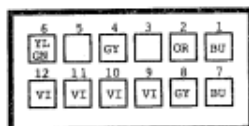
8618A

Front harness  
A.C.U. (8168)  
16 pin  
Black



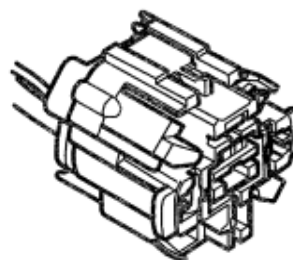
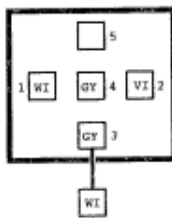
8618B

Front harness  
A.C.U. (8618)  
12 pin  
Black



8005B

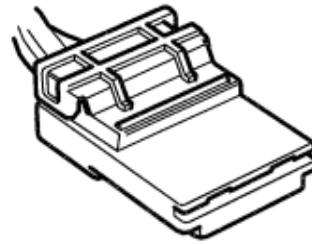
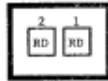
Front harness  
Cooler relay  
5 pin  
Black



# Colour codes

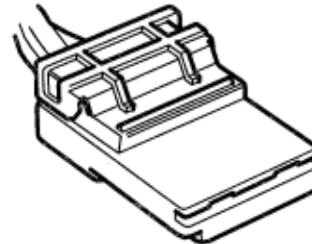
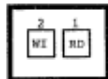
BB10A

Front harness  
Branch box (BB10)  
2 pin  
Black



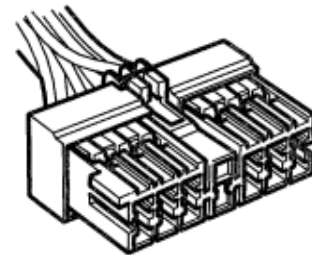
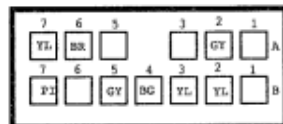
BB10B

Front harness  
Branch box (BB10)  
2 pin  
Black



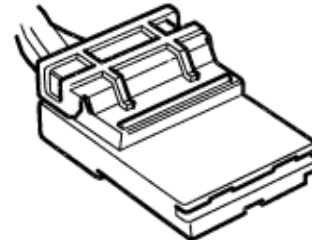
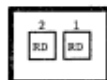
BF00C

Front harness  
Fuse box (BF00)  
13 pin  
Grey



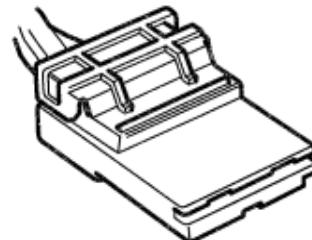
BF00E

Front harness  
Fuse box (BF00)  
2 pin  
Black



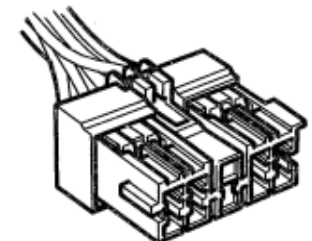
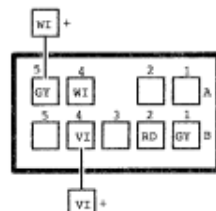
BF00F

Front harness  
Fuse box (BF00)  
2 pin  
Brown



BF00G

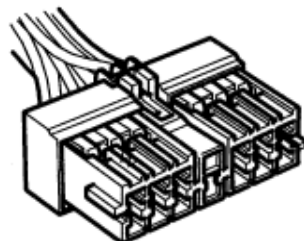
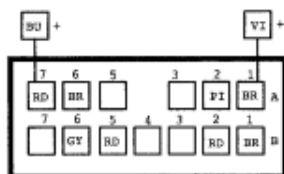
Front harness  
Fuse box (BF00)  
9 pin  
Yellow



## Colour codes

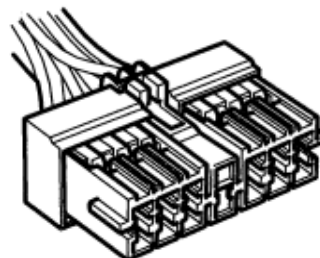
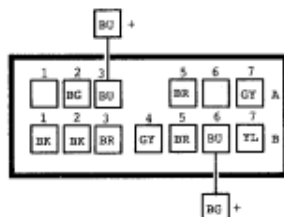
BF00H

Front harness  
Fuse box (BF00)  
13 pin  
Red



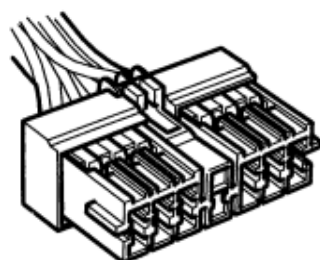
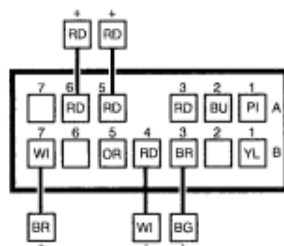
BF00I

Front harness  
Fuse box (BF00)  
13 pin  
Green



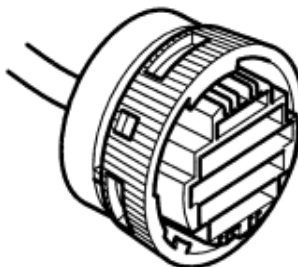
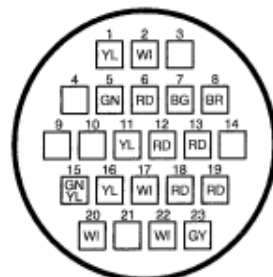
BF00J

Front harness  
Fuse box (BF00)  
13 pin  
Blue



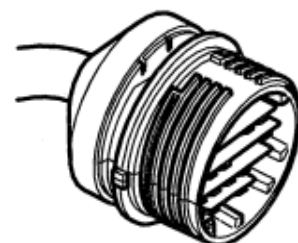
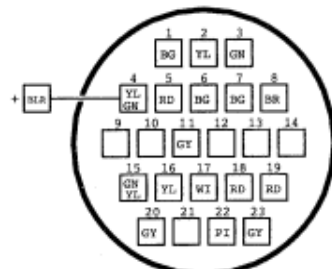
IC02A

Engine harness  
Interconnector  
FR-EN  
23 pin  
Black



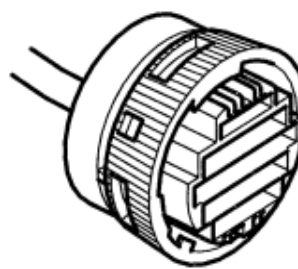
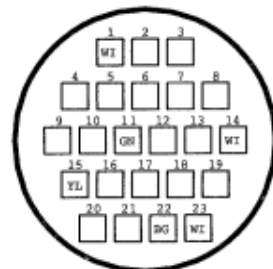
IC02A

Front harness  
Interconnector  
FR-EN  
23 pin  
Black



IC02B

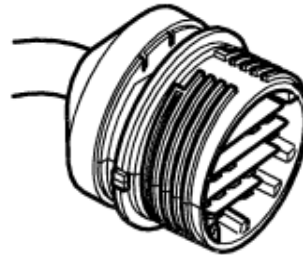
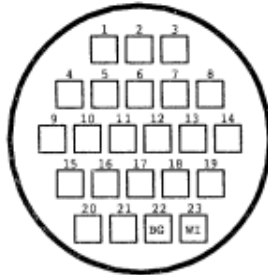
Engine harness  
Interconnector  
FR-EN  
23 pin  
Brown



# Colour codes

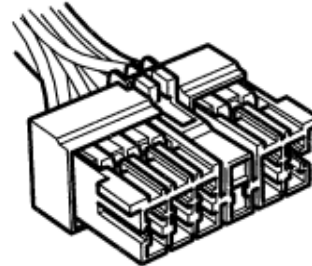
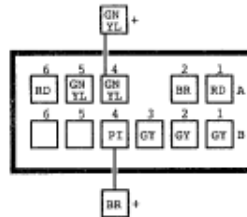
IC02B

Front harness  
Interconnector  
FR-BN  
23 pin  
Brown



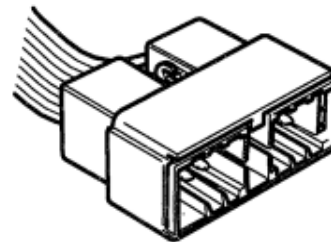
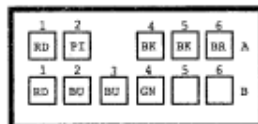
IC26A

Front harness  
Interconnector  
FR-HE  
11 pin  
White



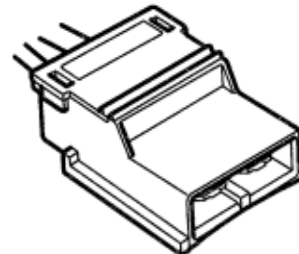
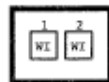
IC26A

Heater harness  
Interconnector  
FR-HE  
11 pin  
White



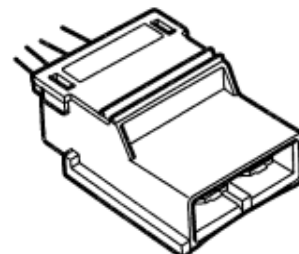
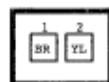
SW00A

Front harness  
Ignition switch (SW00)  
2 pin  
Black



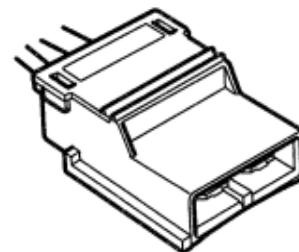
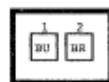
SW00B

Front harness  
Ignition switch (SW00)  
2 pin  
Grey

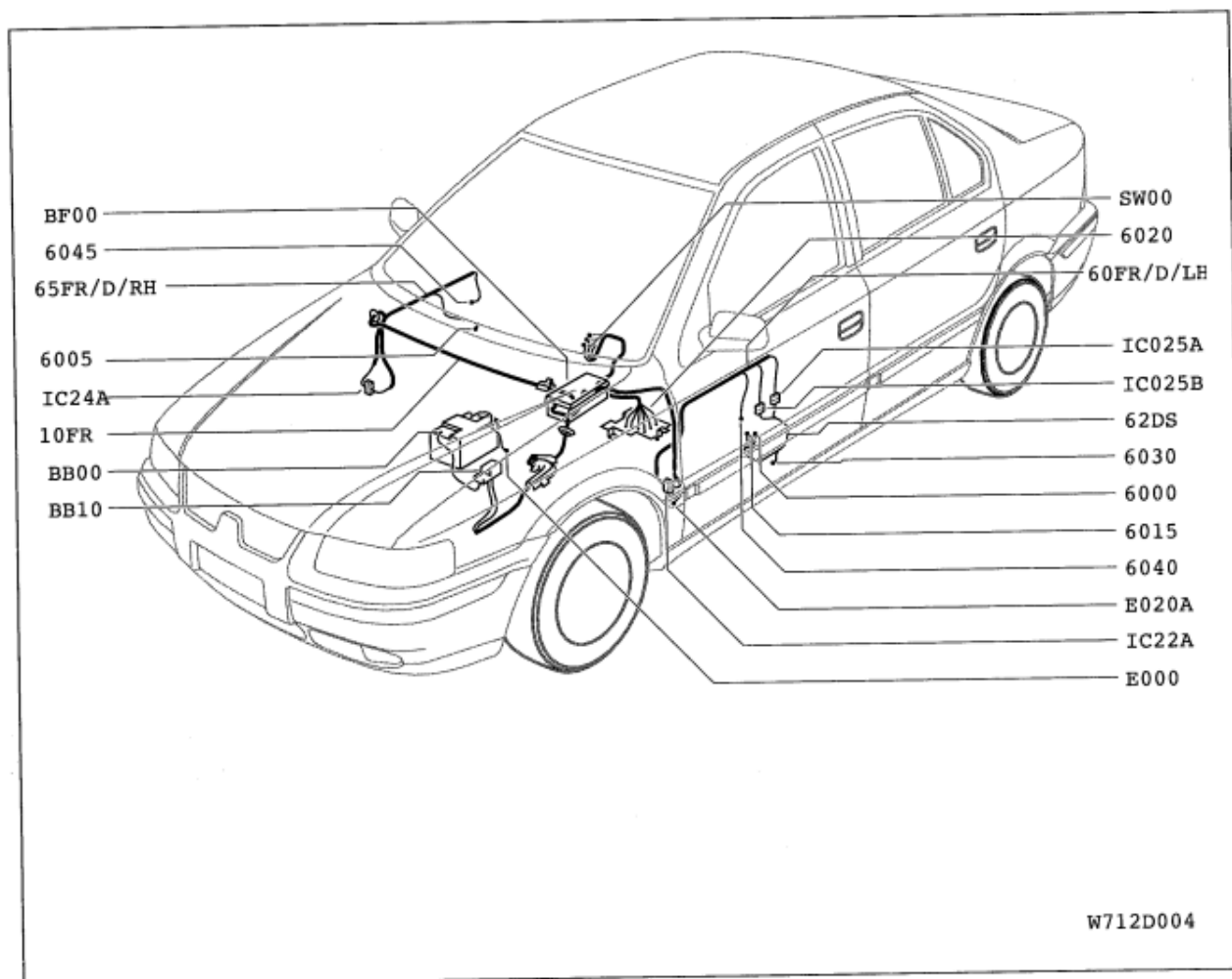


SW00C

Front harness  
Ignition switch (SW00)  
2 pin  
Brown

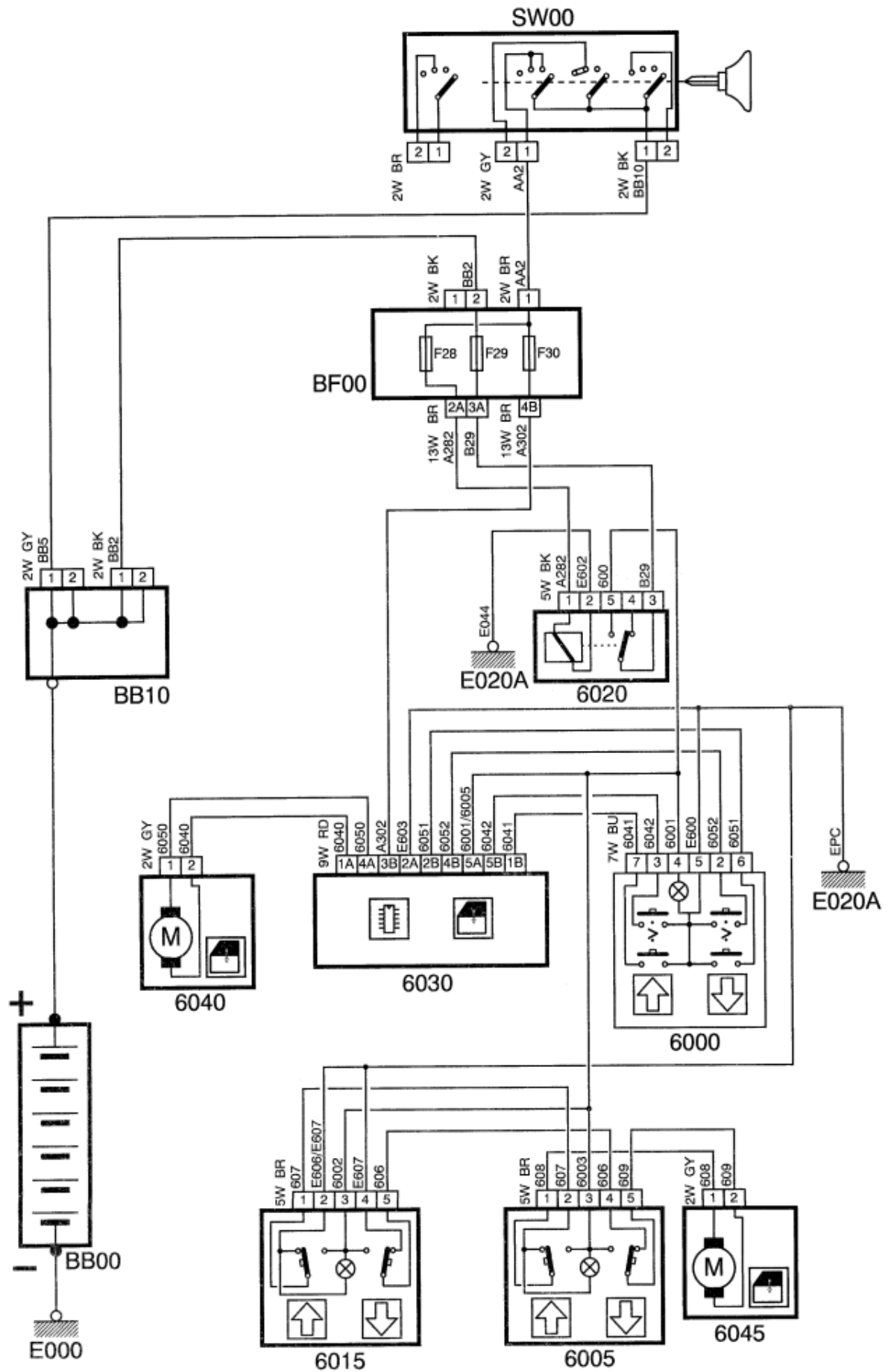


## One touch window lift



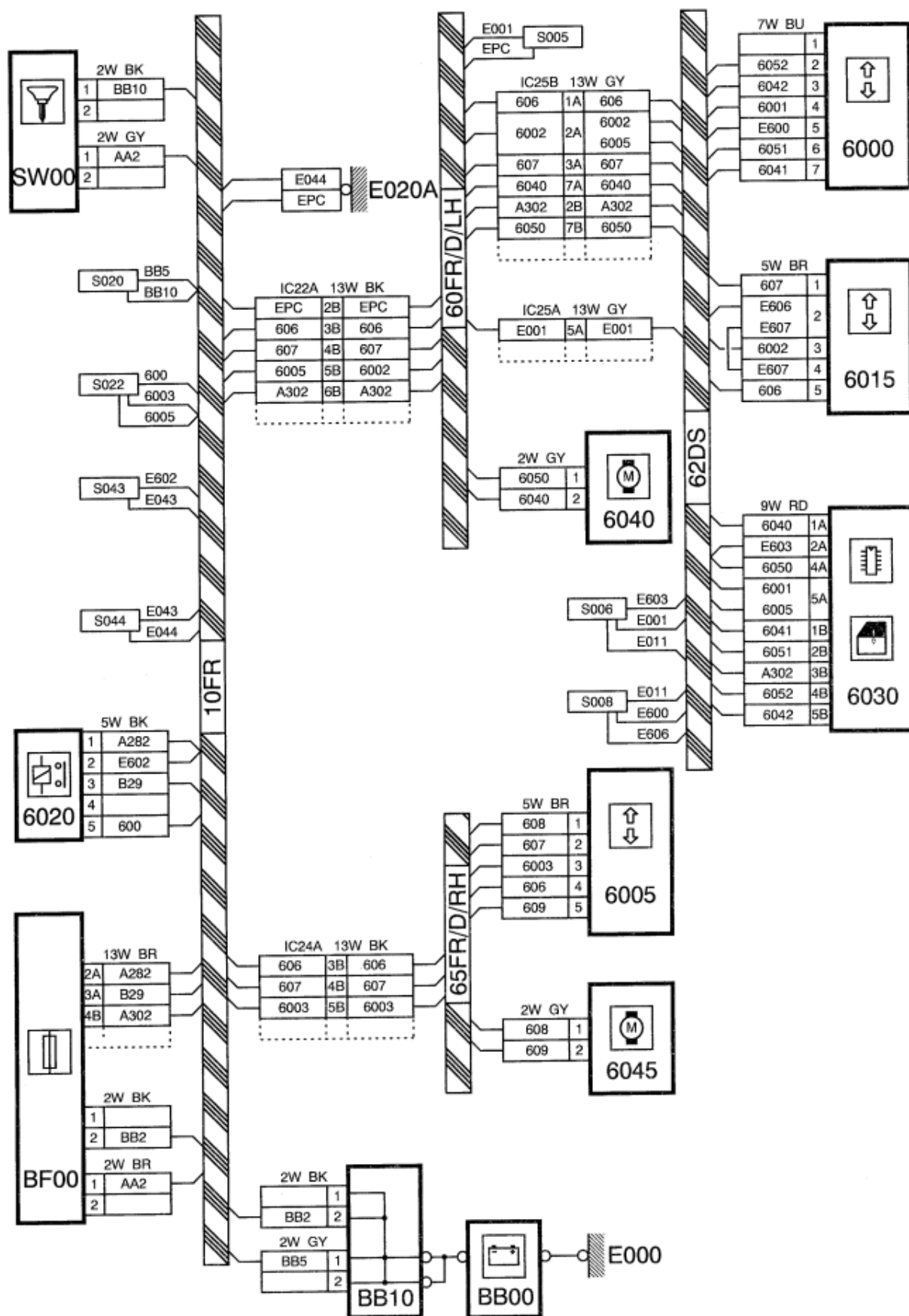
Component Number	Component Description	Connectors	Harness
6000	Left hand door switch for LH window (Auto)	6000	Front Door switch LH
6005	Right hand door switch for RH window	6005	Front Door RH
6015	Left hand door switch for RH window	6015	Front Door switch LH
6020	Front window lift relay	6020	Front
6030	One touch electric window control unit	6030	Front Door switch LH
6040	Window lift motor - Front LH	6040	Front Door LH
6045	Window lift motor - Front RH	6045	Front Door RH
BB00	Battery	--	Front
BB10	Branch box	BB10A, BB10B	Front
BF00	Fuse box (F28, F29, F30)	BF00B, BF00E, BF00F	Front
E000	Battery Earth point	Battery	Front
E020A	Earth point	Bottom LH-A post	Front
Interconnector	Front to Front door harness LH	IC22A	FR-FR/D/LH
Interconnector	Front to Front door harness RH	IC24A	FR-FR/D/RH
Interconnector	Front LH door-Door switch harness	IC25A	FR/LH/D-D/S
Interconnector	Front LH door-Door switch harness	IC25B	FR/LH/D-D/S
SW00	Ignition switch	SW00A, SW00B	Front

## Schematic





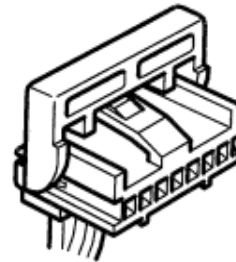
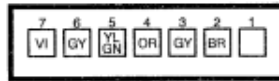
## Circuit



# Colour codes

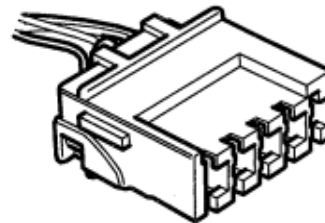
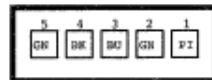
6000

Front Door switch harness (LH)  
Auto window  
Winder switch  
7 pin  
Blue



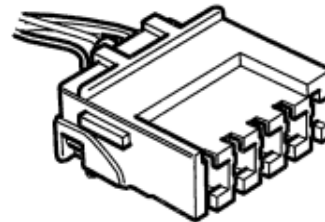
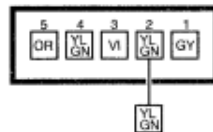
6005

Front door harness (RH)  
Window winder switch  
5 pin  
Brown



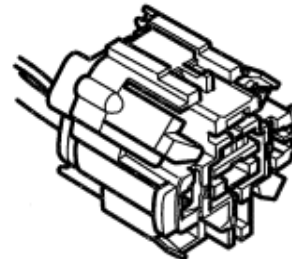
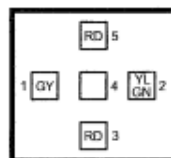
6015

front door switch harness LH  
Window winder  
switch FRT RH  
5 pin  
Brown



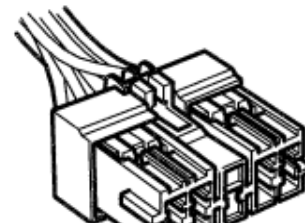
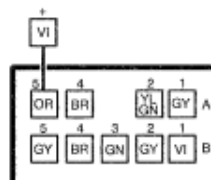
6020

Front harness  
Front window lift relay  
5 pin  
Black



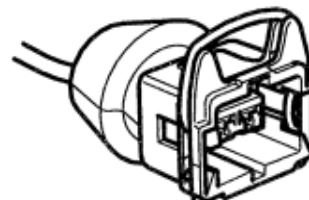
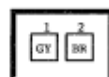
6030

Front door switch harness (LH)  
Electronic box  
9 pin  
Red



6040

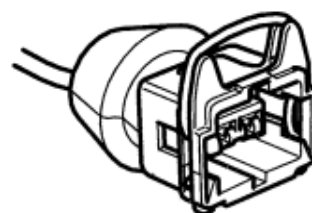
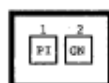
Front door harness (LH)  
Window winder motor  
2 pin  
Grey



## Colour codes

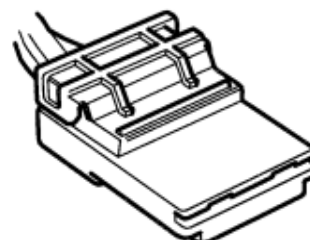
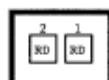
6045

Front door harness (RH)  
Window winder motor  
2 pin  
Grey



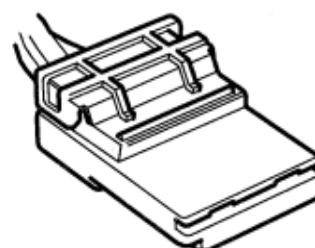
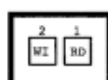
BB10A

Front harness  
Branch box (BB10)  
2 pin  
Black



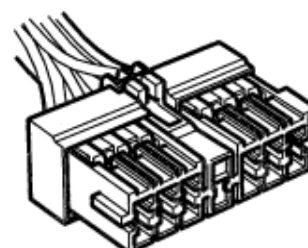
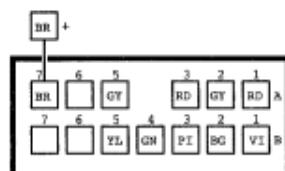
BB10B

Front harness  
Branch box (BB10)  
2 pin  
Black



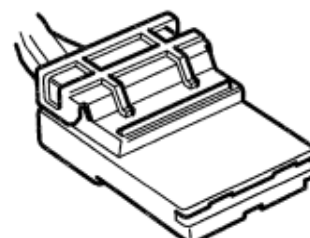
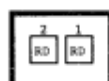
BF00B

Front Harness  
Fuse Box (BF00)  
13 pin  
Brown



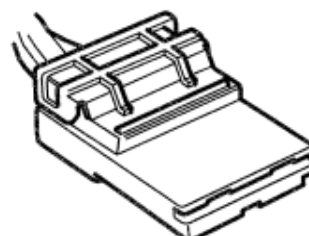
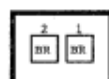
BF00E

Front harness  
Fuse box (BF00)  
2 pin  
Black



BF00F

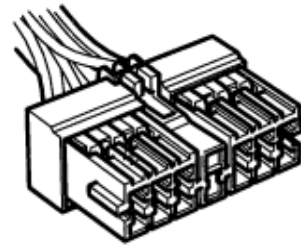
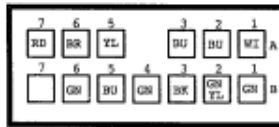
Front harness  
Fuse box (BF00)  
2 pin  
Brown



# Colour codes

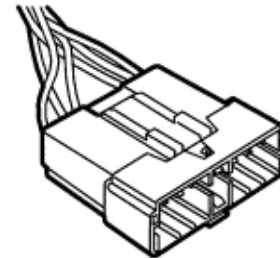
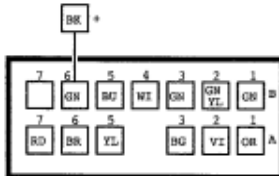
IC22A

Front door harness LH  
Interconnector  
FR-FR/LH/D  
13 pin  
Black



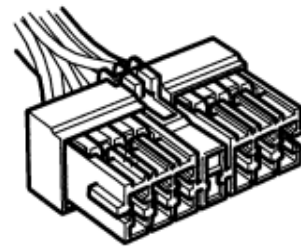
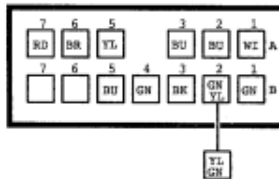
IC22A

Front harness  
Interconnector  
FR-FR/LH/D  
13 pin  
Black



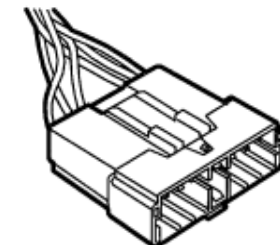
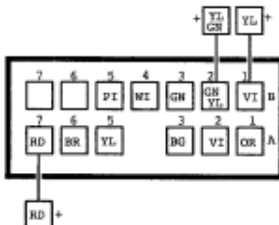
IC24A

Front door harness RH  
Interconnector  
FR-FR/RH/D  
13 pin  
Black



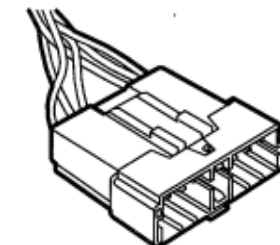
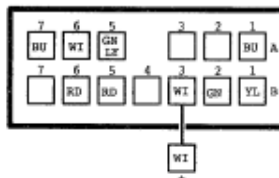
IC24A

Front harness  
Interconnector  
FR-FR/RH/D  
13 pin  
Black



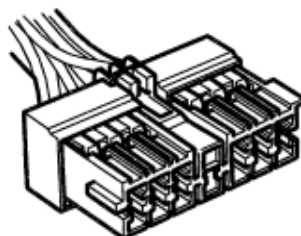
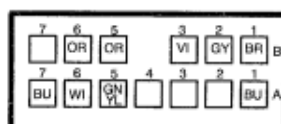
IC25A

Front door harness LH  
Interconnector  
FR/LH/D-D/S  
13 pin  
Brown



IC25A

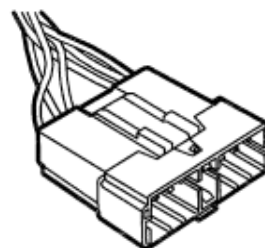
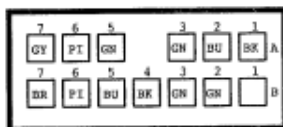
Front Door switch harness LH  
Interconnector  
FR/LH/D-D/S  
13 pin  
Brown



## Colour codes

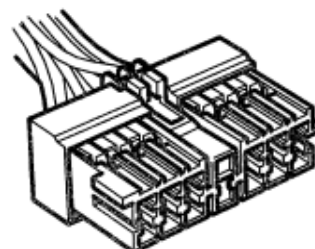
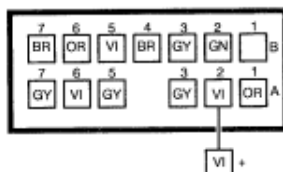
IC25B

Front door harness LH  
Interconnector  
FR/LH/D-D/S  
13 pin  
Grey



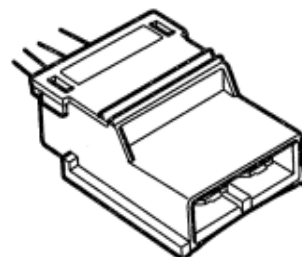
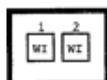
IC25B

Front door switch harness LH  
Interconnector  
FR/LH/D-D/S  
13 pin  
Grey



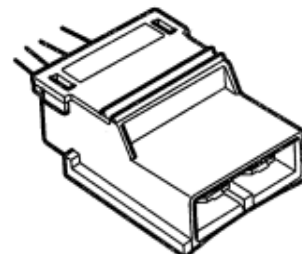
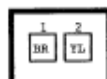
SW00A

Front harness  
Ignition switch (SW00)  
2 pin  
Black



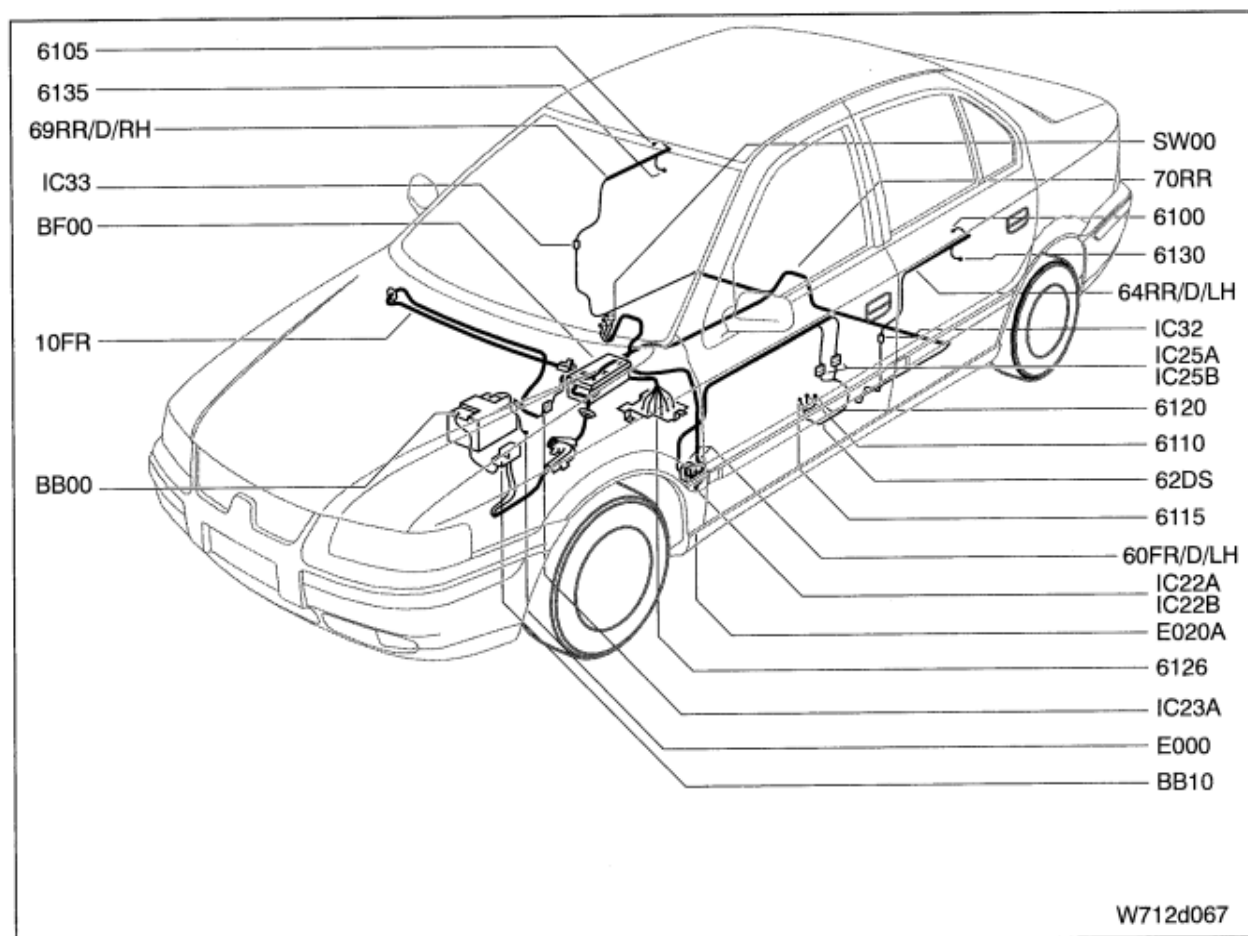
SW00B

Front harness  
Ignition switch (SW00)  
2 pin  
Grey





## Rear electric windows



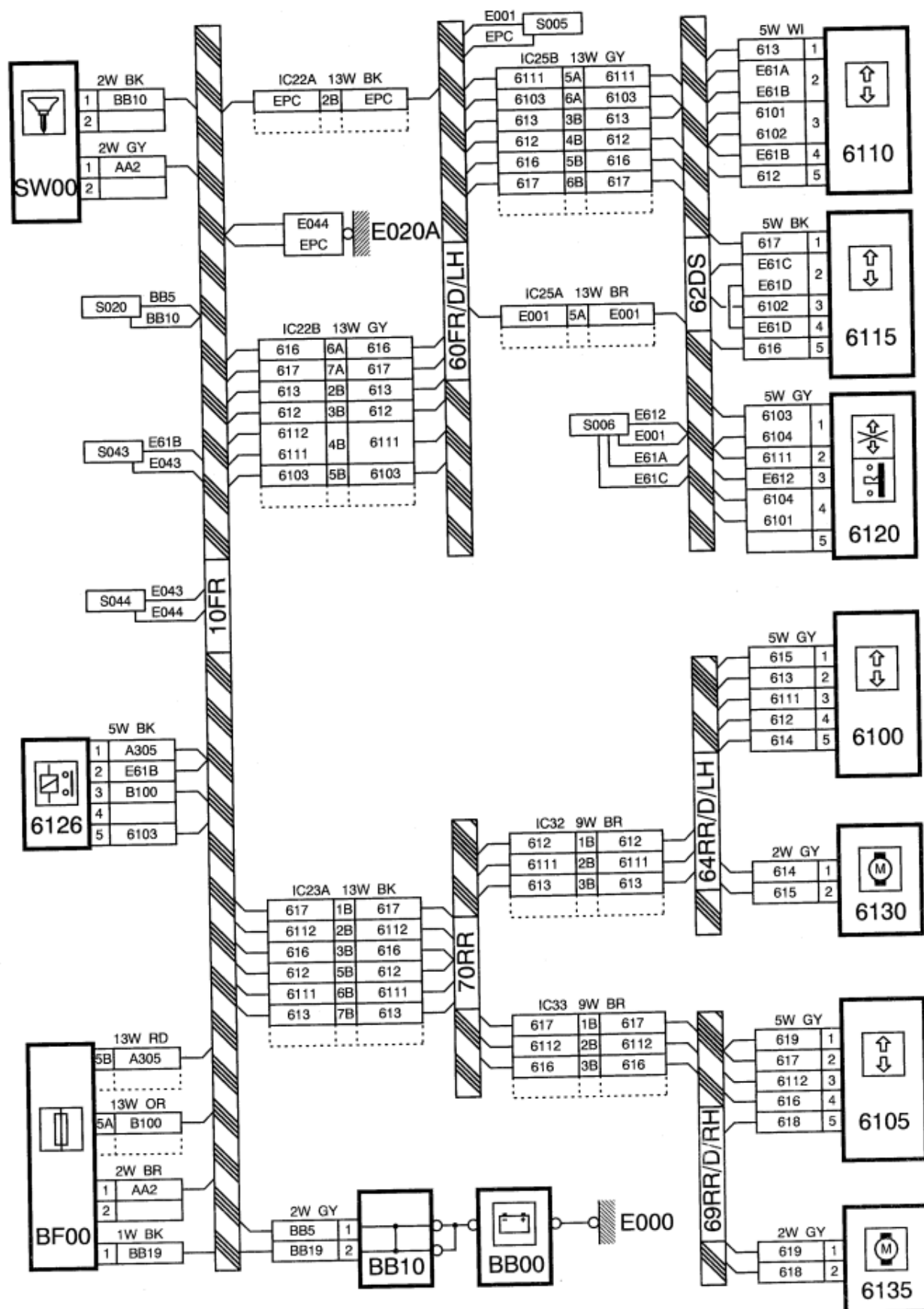
W712d067

Component Number	Component Description	Connectors	Harness
6100	Rear door switch for LH rear window	6100	Rear door (LH)
6105	Rear door switch for RH rear window	6105	Rear door (RH)
6110	front door switch for LH rear window	6110	Door switch
6115	front door switch for RH rear window	6115	Door switch
6120	Isolator switch	6120	Door switch
6126	Rear window lift relay on	6126	Front
6130	Window lift motor-rear LH	6130	Rear door (LH)
6135	Window lift motor-rear RH	6135	Rear door (RH)
BB00	Battery	--	Front
BB10	Branch box	BB10B	Front
BF00	Fuse box (F10,F30)	BF00A,BF00D,BF00F,BF00H	Front
E000	Battery Earth point	--	Front
E020A	Earth point	Bottom LH - A Post	Front
Interconnector	Front to front door harness (LH)	IC22A	FR-FR/D/LH
Interconnector	Front to front door harness (RH)	IC22B	FR-FR/D/LH
Interconnector	Front to rear	IC23A	FR-FR
Interconnector	Front LH door - Door switch harness	IC25A	FR/D/LH/-D/S
Interconnector	Front LH door - Door switch harness	IC25B	FR/D/LH/-D/S
Interconnector	Rear to rear door harness (LH)	IC32	RR-RR/D/L
Interconnector	Rear to rear door harness (RH)	IC33	RR-RR/D/R
SW00	Ignition switch	SW00A,SW00B	Front





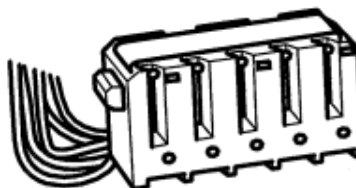
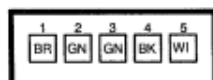
## Circuit



# Colour codes

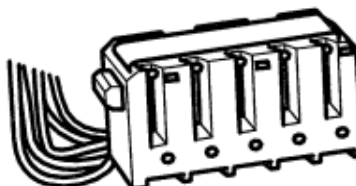
6100

Rear door harness LH  
Window winder switch  
5 pin  
Red



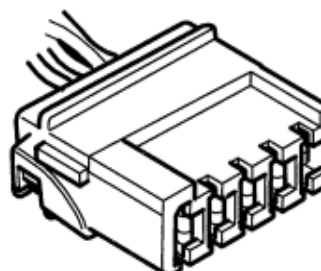
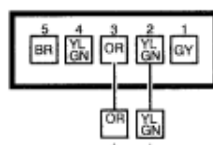
6105

Rear door harness RH  
Window winder switch  
5 pin  
Red



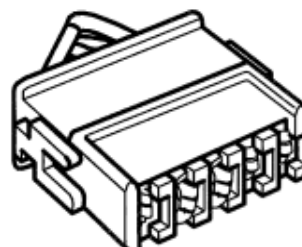
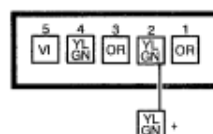
6110

LH door switch harness  
Window winder switch  
rear LH  
5 pin  
White



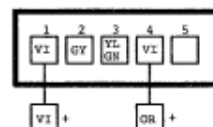
6115

LH door switch harness  
Window winder switch  
rear RH  
5 pin  
Black



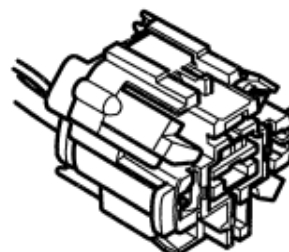
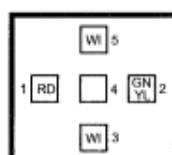
6120

Door switch harness  
Isolator switch  
5 pin  
Greay



6126

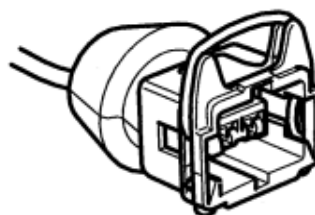
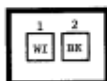
Front harness  
Rear window lift relay  
5 pin  
Black



## Colour codes

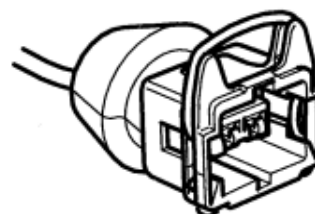
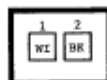
6130

Rear door harness LH  
Window winder motor  
2 pin  
Grey



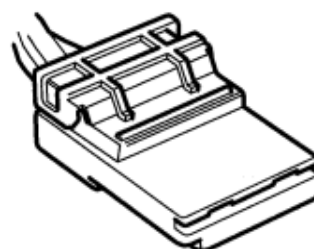
6135

Rear door harness RH  
Window winder motor  
2 pin  
Grey



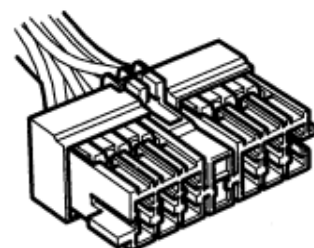
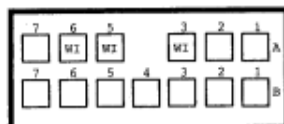
BB10B

Front harness  
Branch box (BB10)  
2 pin  
Black



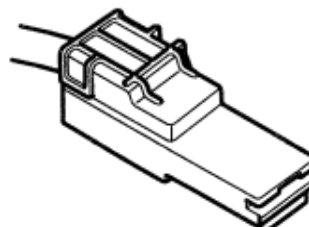
BF00A

Front Harness  
Fuse Box (BF00)  
13 pin  
Orange



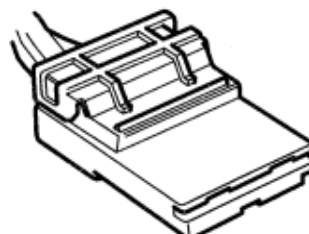
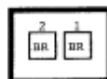
BF00D

Front Harness  
Fuse Box (BF00)  
1 pin  
Black



BF00F

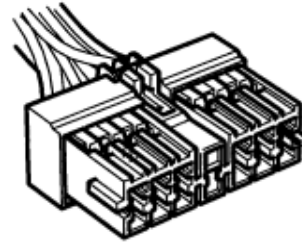
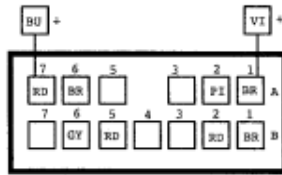
Front harness  
Fuse box (BF00)  
2 pin  
Brown



# Colour codes

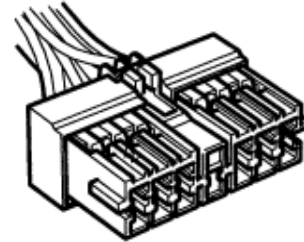
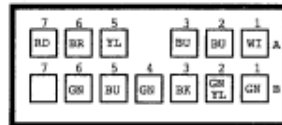
BF00H

Front harness  
Fuse box (BF00)  
13 pin  
Red



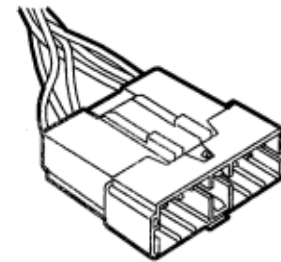
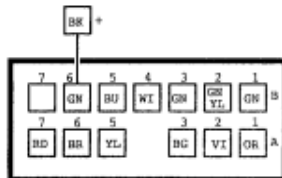
IC22A

Front door harness LH  
Interconnector  
FR-FR/LH/D  
13 pin  
Black



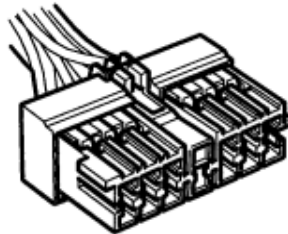
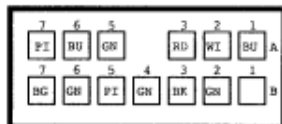
IC22A

Front harness  
Interconnector  
FR-FR/LH/D  
13 pin  
Black



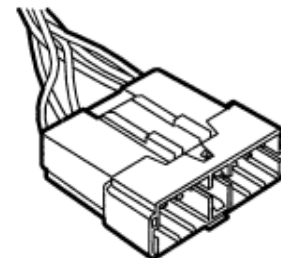
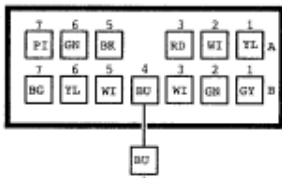
IC22B

Front door harness LH  
Interconnector  
FR-FR/LH/D  
13 pin  
Grey



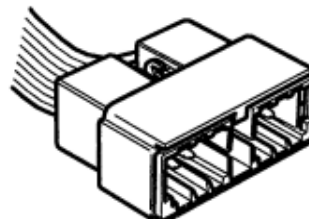
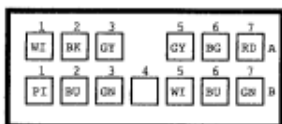
IC22B

Front harness  
Interconnector  
FR-FR/LH/D  
13 pin  
Grey



IC23A

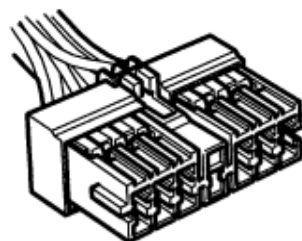
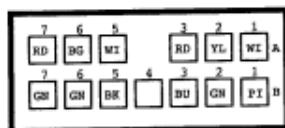
Front harness  
Interconnector  
FR-RR  
13 pin  
Black



## Colour codes

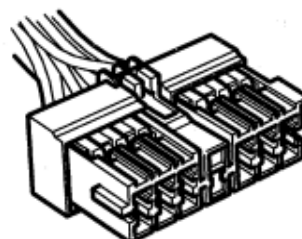
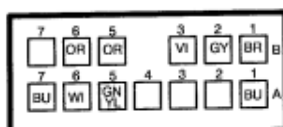
### IC23A

Rear harness  
Interconnector  
FR-RR  
13 pin  
Black



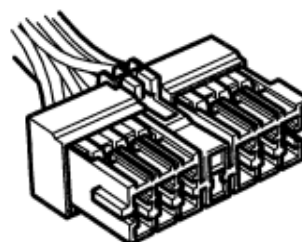
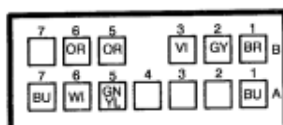
### IC25A

Front Door switch harness LH  
Interconnector  
FR/LH/D-D/S  
13 pin  
Brown



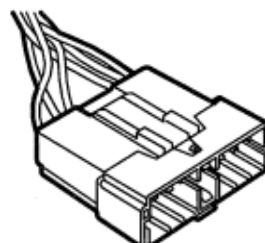
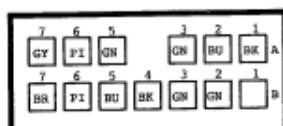
### IC25A

Front Door switch harness LH  
Interconnector  
FR/LH/D-D/S  
13 pin  
Brown



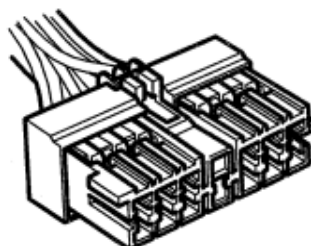
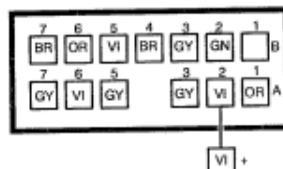
### IC25B

Front door harness LH  
Interconnector  
FR/LH/D-D/S  
13 pin  
Grey



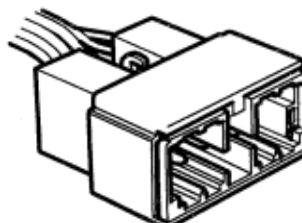
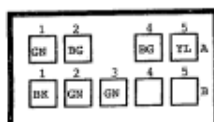
### IC25B

Front door switch harness LH  
Interconnector  
FR/LH/D-D/S  
13 pin  
Grey



### IC32

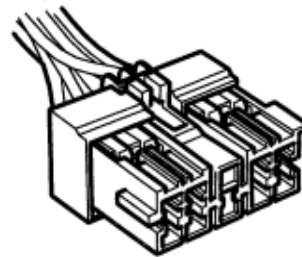
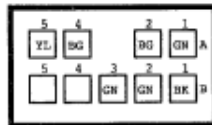
Rear door harness (LH)  
Interconnector  
RR-RR/D/L  
9 pin  
Brown



# Colour codes

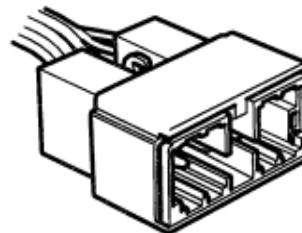
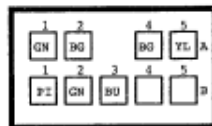
IC32

Rear harness  
Interconnector  
RR-RR/D/L  
9 pin  
Brown



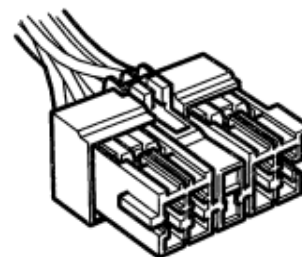
IC33

Rear door harness (RH)  
Interconnector  
RR-RR/D/R  
9 pin  
Brown



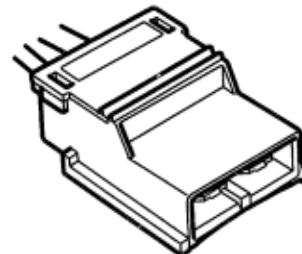
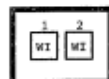
IC33

Rear harness  
Interconnector  
RR-RR/D/L  
9 pin  
Brown



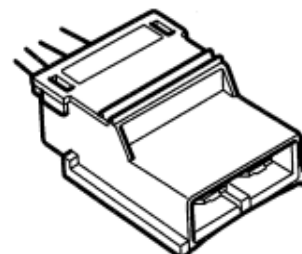
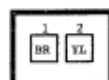
SW00A

Front harness  
Ignition switch (SW00)  
2 pin  
Black




SW00B

Front harness  
Ignition switch (SW00)  
2 pin  
Grey



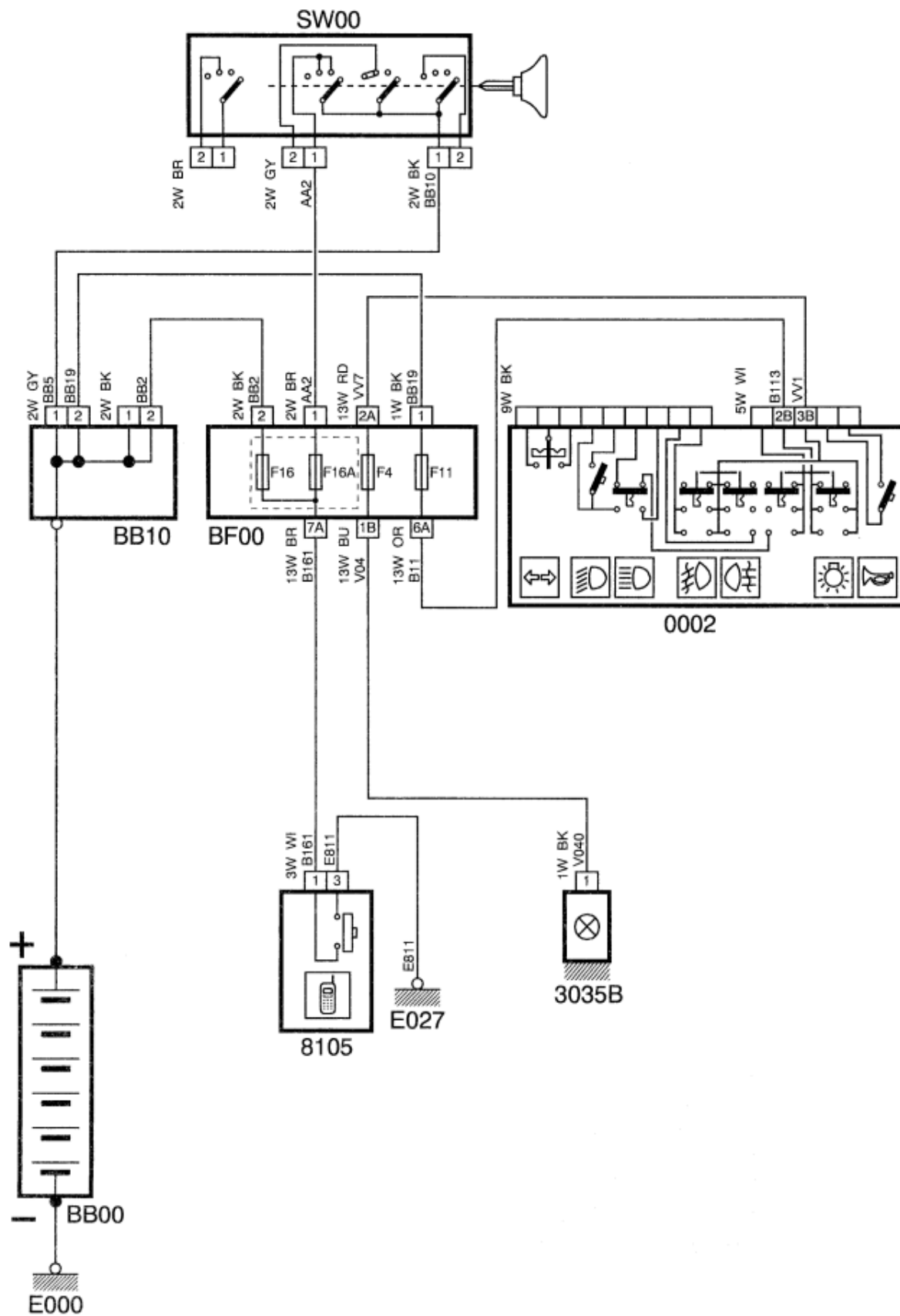
## Mobile Charger



W712D066

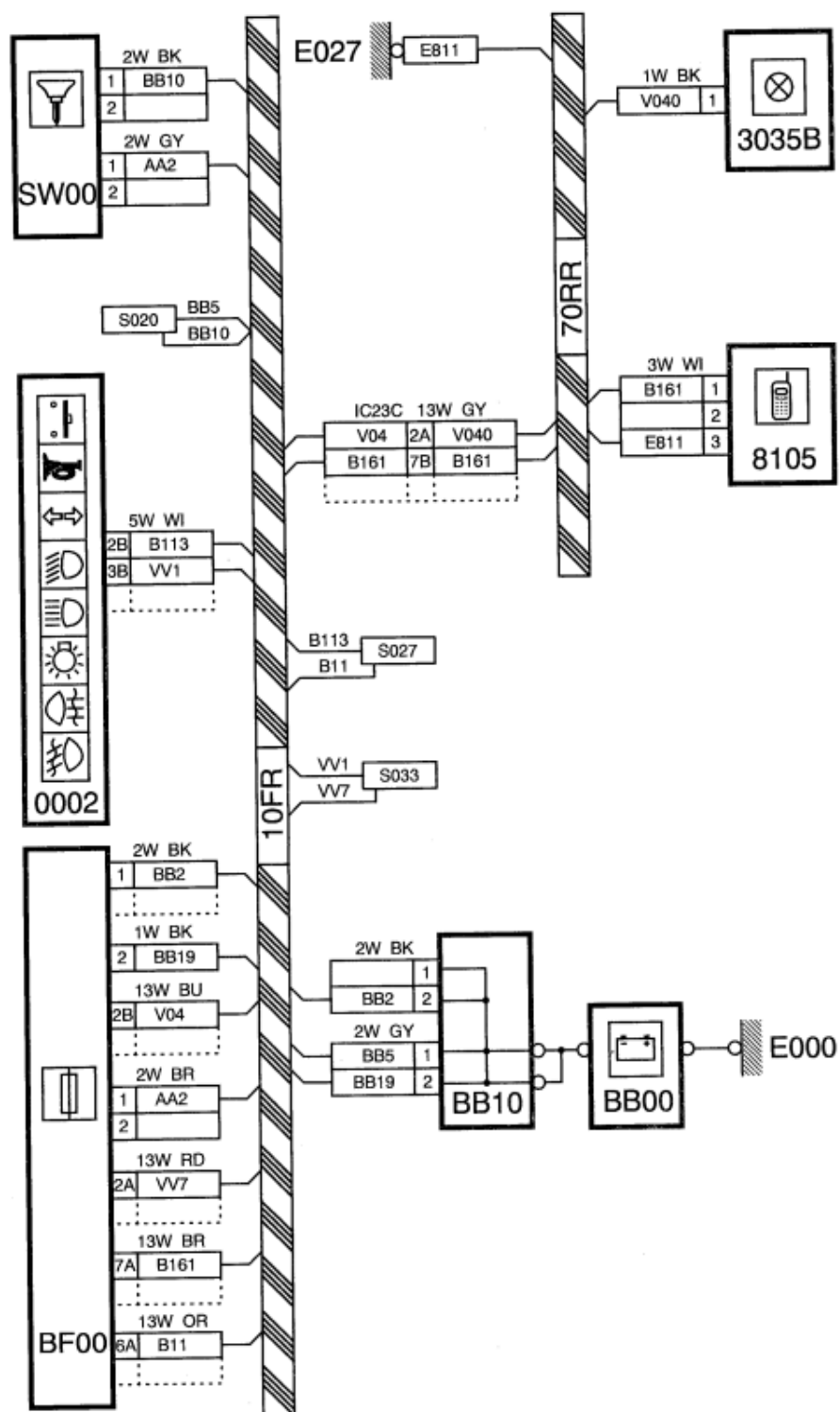
Component Number	Component Description	Connectors	Harness
0002	Light switch	26000A	Front
3035B	Rear cigar lighter lamp	3035B	Rear
8105	Rear cigar lighter	8105	Rear
BB00	Battery	--	Front
BB10	Branch box	BB10A, BB10B	Front
BF00	Fuse box (F4, F11, F16, F16A)	BF00A, BF00B, BF00D, BF00E, BF00F, BF00H, BF00J,	Front
E000	Battery Earth point	Battery	Front
E027	Earth point	Panel A pillar lower LH	Rear
Interconnector	front to rear harness	IC23C	FR-RR
SW00	Ignition switch	SW00A, SW00B	Front

# Schematic

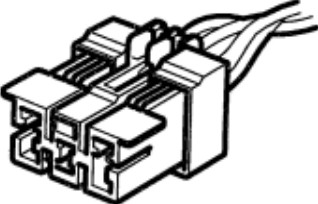
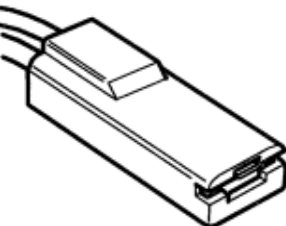
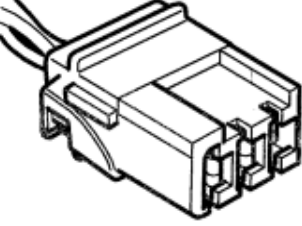
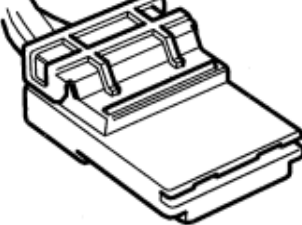
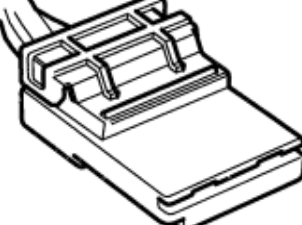
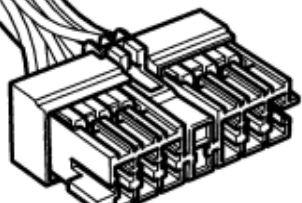




## Circuit



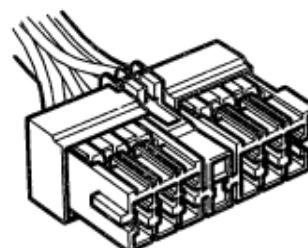
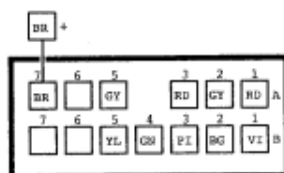
# Colour codes

<p>2600A</p> <p>Front harness Light switch 5 pin White</p>	
<p>3035B</p> <p>Rear harness Rear Cigar lighter lamp 1 pin Black</p>	
<p>8105</p> <p>Rear harness Rear cigar lighter 3 pin White</p>	
<p>BB10A</p> <p>Front harness Branch box (BB10) 2 pin Black</p>	
<p>BB10B</p> <p>Front harness Branch box (BB10) 2 pin Black</p>	
<p>BF00A</p> <p>Front Harness Fuse Box (BF00) 13 pin Orange</p>	

## Colour codes

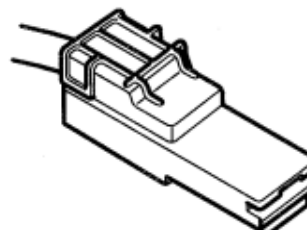
BF00B

Front Harness  
Fuse Box (BF00)  
13 pin  
Brown



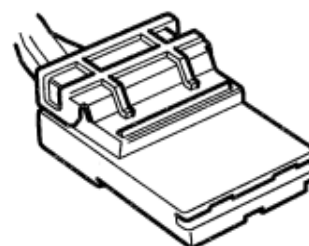
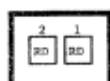
BF00D

Front Harness  
Fuse Box(BF00)  
1 pin  
Black



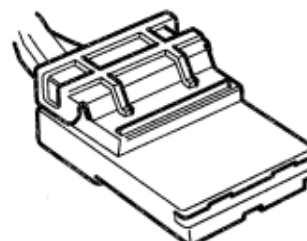
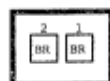
BF00E

Front harness  
Fuse box (BF00)  
2 pin  
Black



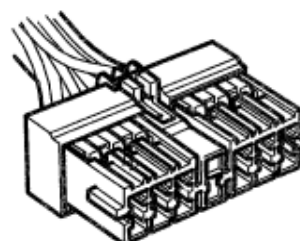
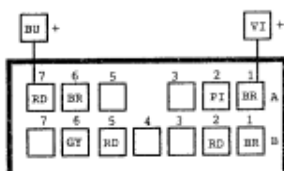
BF00F

Front harness  
Fuse box (BF00)  
2 pin  
Brown



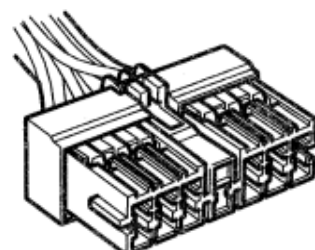
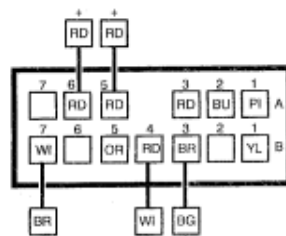
BF00H

Front harness  
Fuse box (BF00)  
13 pin  
Red



BF00J

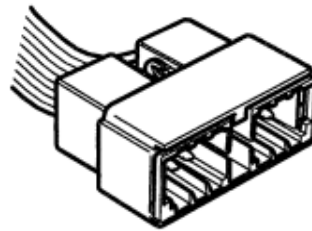
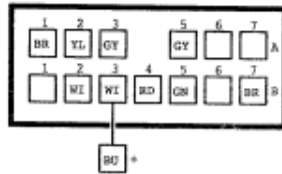
Front harness  
Fuse box (BF00)  
13 pin  
Blue



# Colour codes

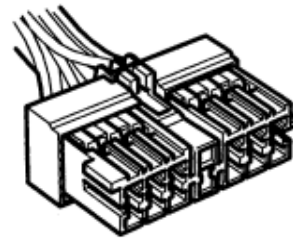
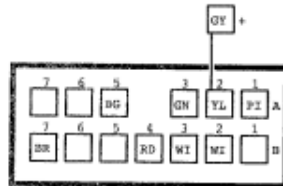
IC23C

Front harness  
Interconnector  
FR-RR  
13 pin  
Grey



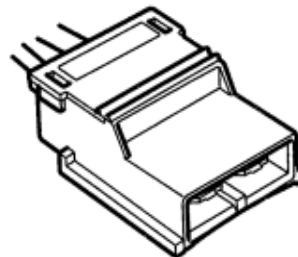
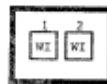
IC23C

Rear harness  
Interconnector  
FR-RR  
13 pin  
Grey



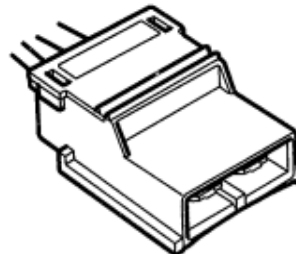
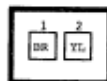
SW00A

Front harness  
Ignition switch (SW00)  
2 pin  
Black

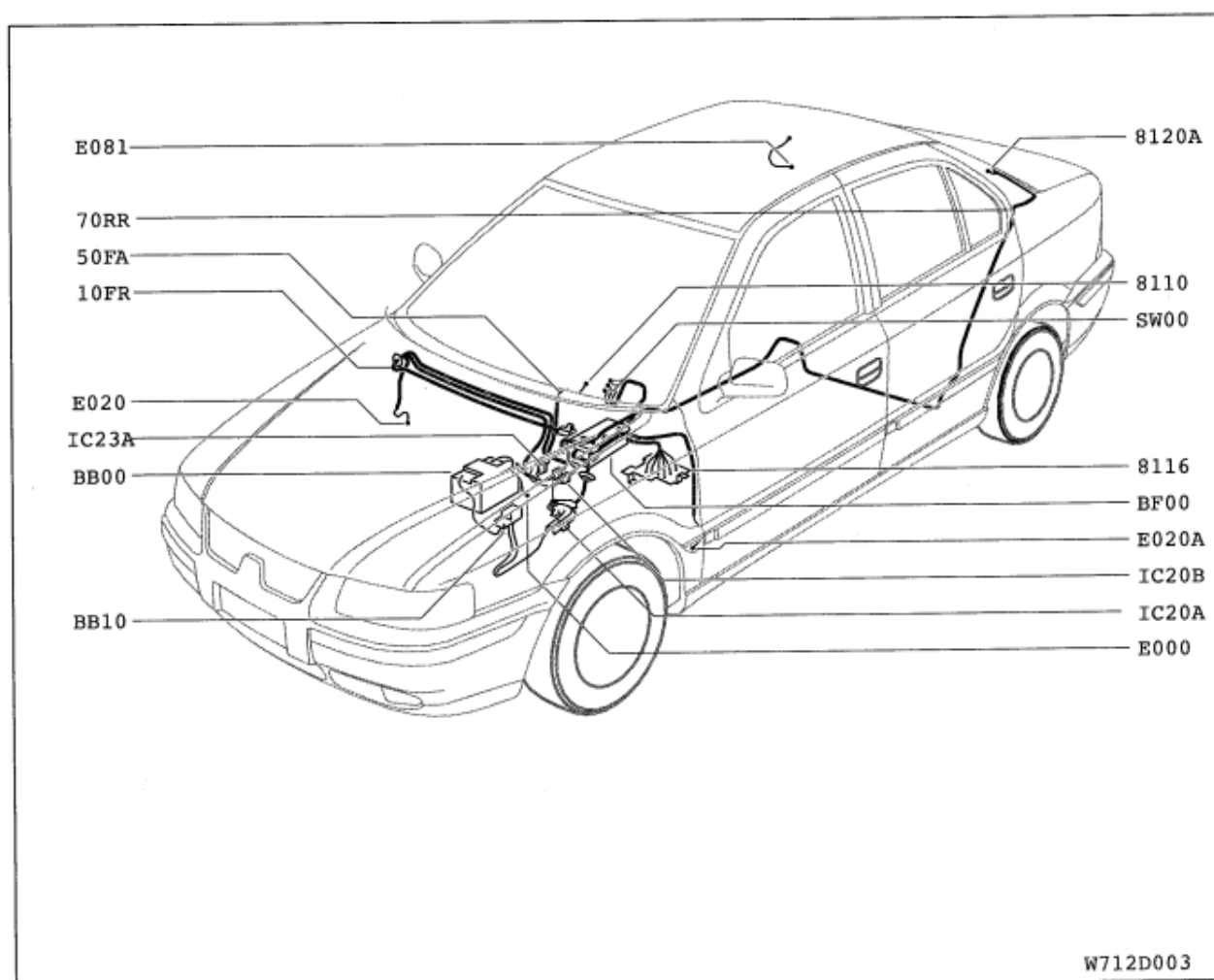


SW00B

Front harness  
Ignition switch (SW00)  
2 pin  
Grey



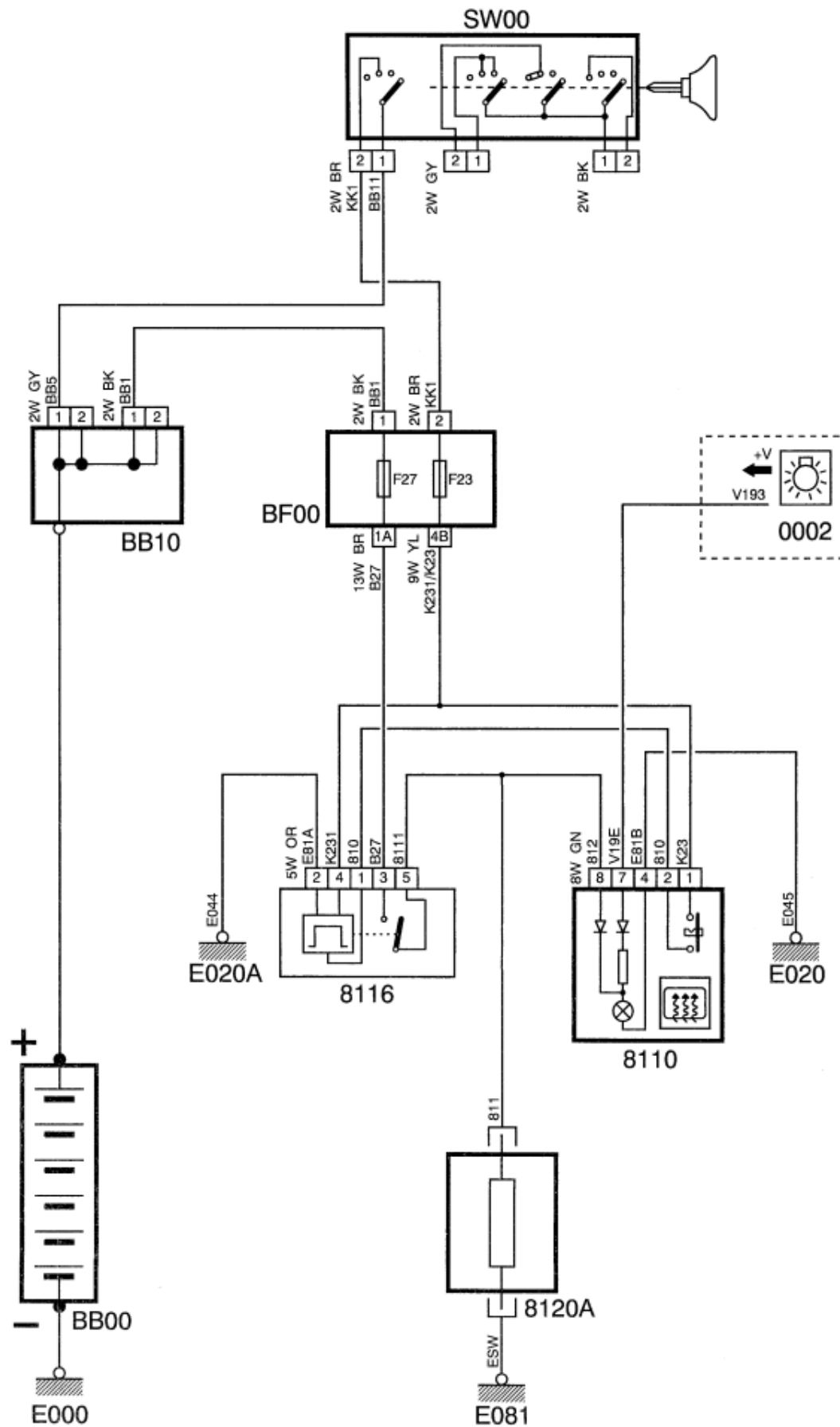
## Heated rear screen



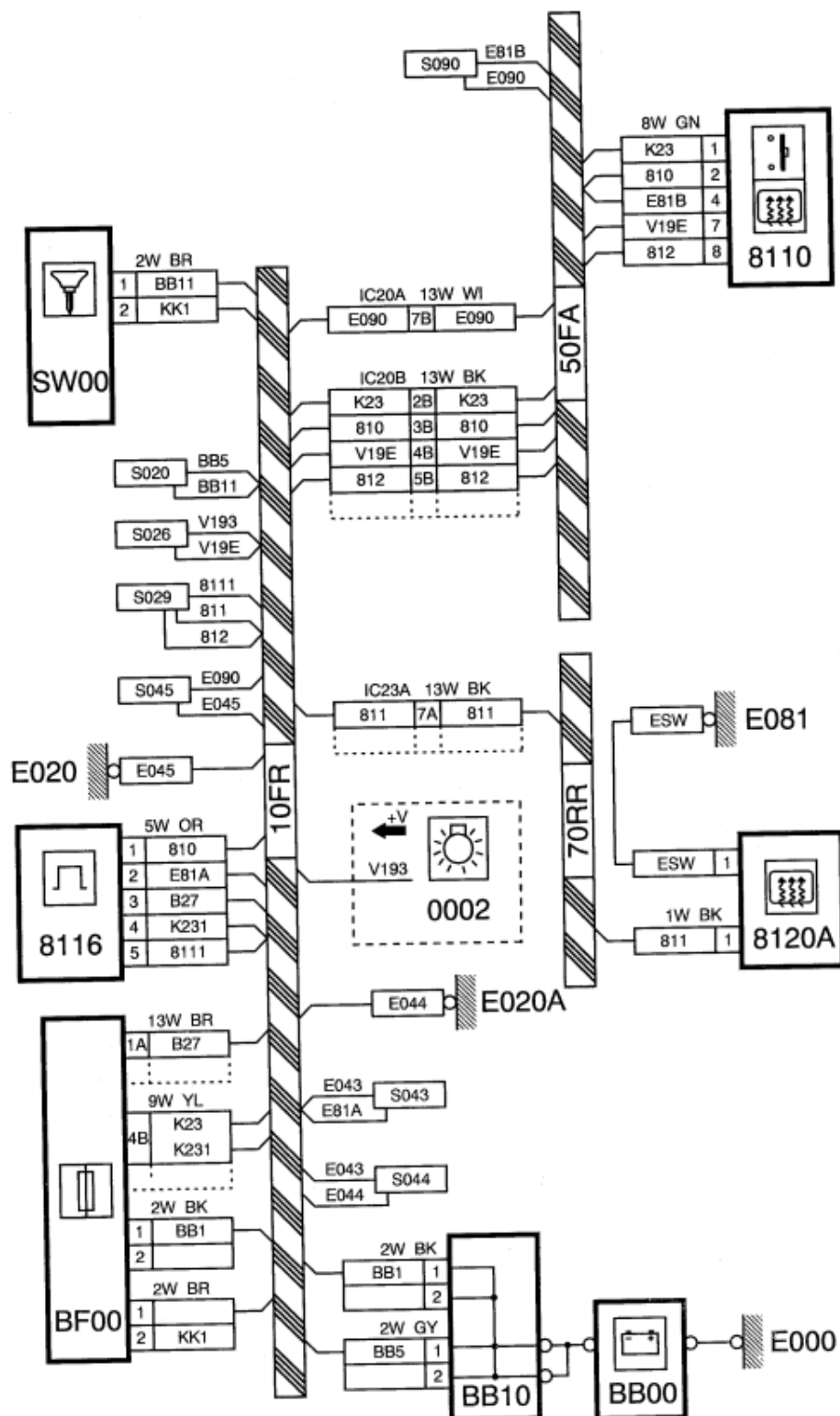
W712D003

Component Number	Component Description	Connectors	Harness
8110	Rear screen heater switch	8110	Instrument panel
8116	Rear screen heater timer switch relay	8116	Front
8120A	Heated rear screen	8120A	Rear
BB00	Battery	--	Front
BB10	Branch box	BB10A, BB10B	Front
BF00	Fuse box (F23, F27)	BF00B, BF00E, BF00F, BF00G	Front
E000	Battery Earth point	Battery	Front
E020	Earth point	Bottom RH-A post	Front
E020A	Earth point	Bottom LH-A post	Front
E081	Earth point	Fly lead RH side-Parcel shelf	Fly lead
Interconnector	Front to Instrunemt panel harness	IC20A	FA-FR
Interconnector	Front to Instrunemt panel harness	IC20B	FA-FR
Interconnector	Front to Rear harness	IC23A	FR-RR
SW00	Ignition switch	SW00C	Front

# Schematic



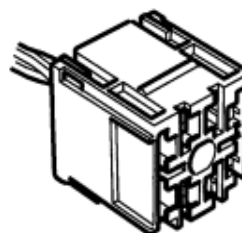
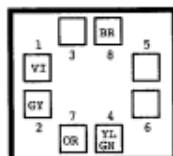
## Circuit



# Colour codes

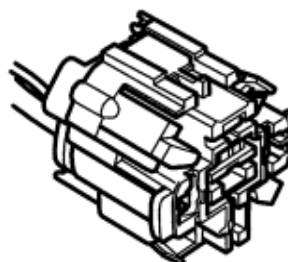
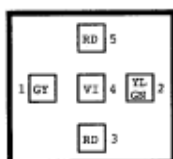
8110

Instrument panel harness  
Rear screen heater switch  
8 pin  
Green



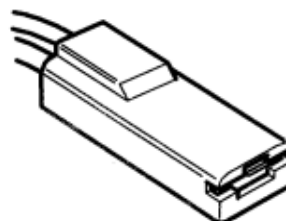
8116

Front harness  
Rear screen timer  
Switch relay  
5 pin  
Orange



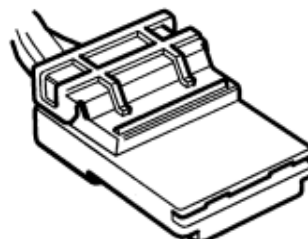
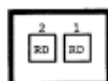
8120A

Rear Harness  
Heated rear screen  
1 pin  
Black



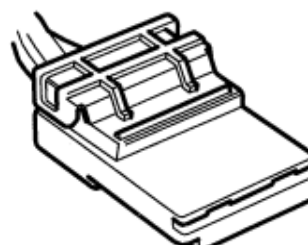
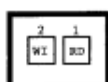
BB10A

Front harness  
Branch box (BB10)  
2 pin  
Black



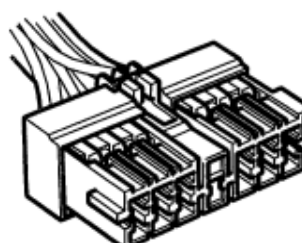
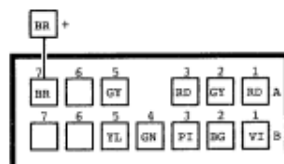
BB10B

Front harness  
Branch box (BB10)  
2 pin  
Black



BF00B

Front Harness  
Fuse Box (BF00)  
13 pin  
Brown

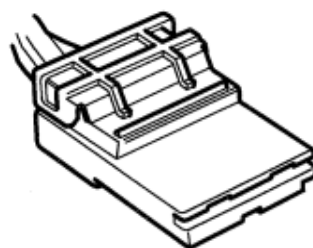
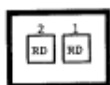




## Colour codes

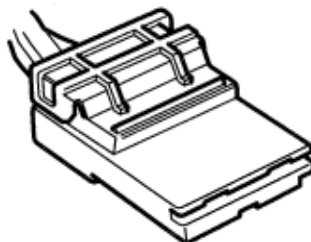
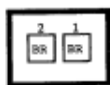
BF00E

Front harness  
Fuse box (BF00)  
2 pin  
Black



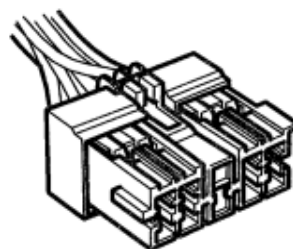
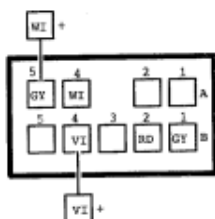
BF00F

Front harness  
Fuse box (BF00)  
2 pin  
Brown



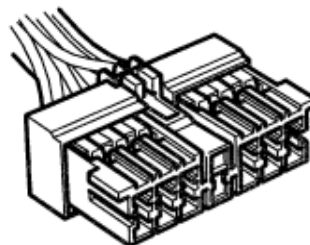
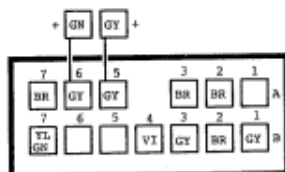
BF00G

Front harness  
Fuse box (BF00)  
9 pin  
Yellow



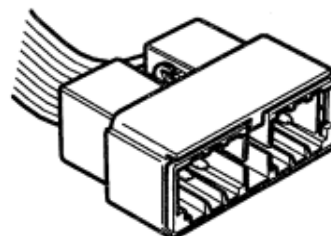
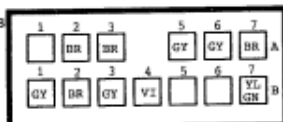
IC20A

Front harness  
Interconnector  
FA-FR  
13 pin  
White



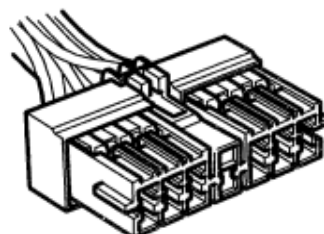
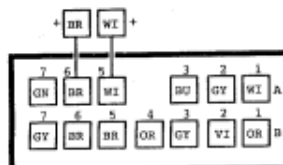
IC20A

Instrument panel harness  
Interconnector  
FA-FR  
13 pin  
White



IC20B

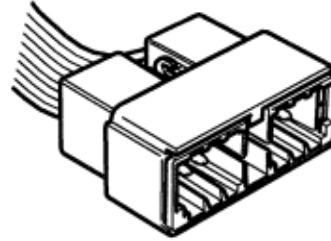
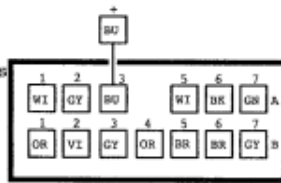
Front harness  
Interconnector  
FA-FR  
13 pin  
Black



# Colour codes

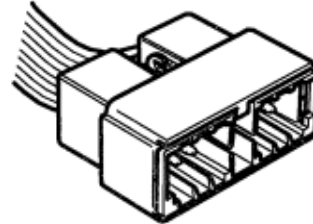
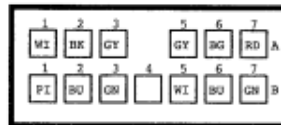
IC20B

Instrument Panel harness  
Interconnector  
FA-FR  
13 pin  
Black



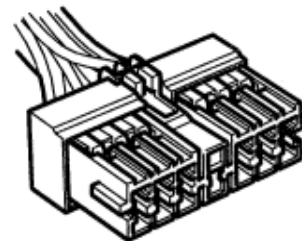
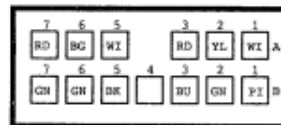
IC23A

Front harness  
Interconnector  
FR-RR  
13 pin  
Black



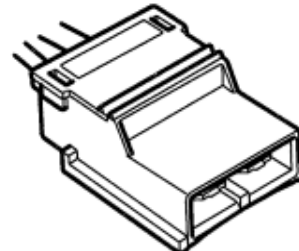
IC23A

Rear harness  
Interconnector  
FR-RR  
13 pin  
Black

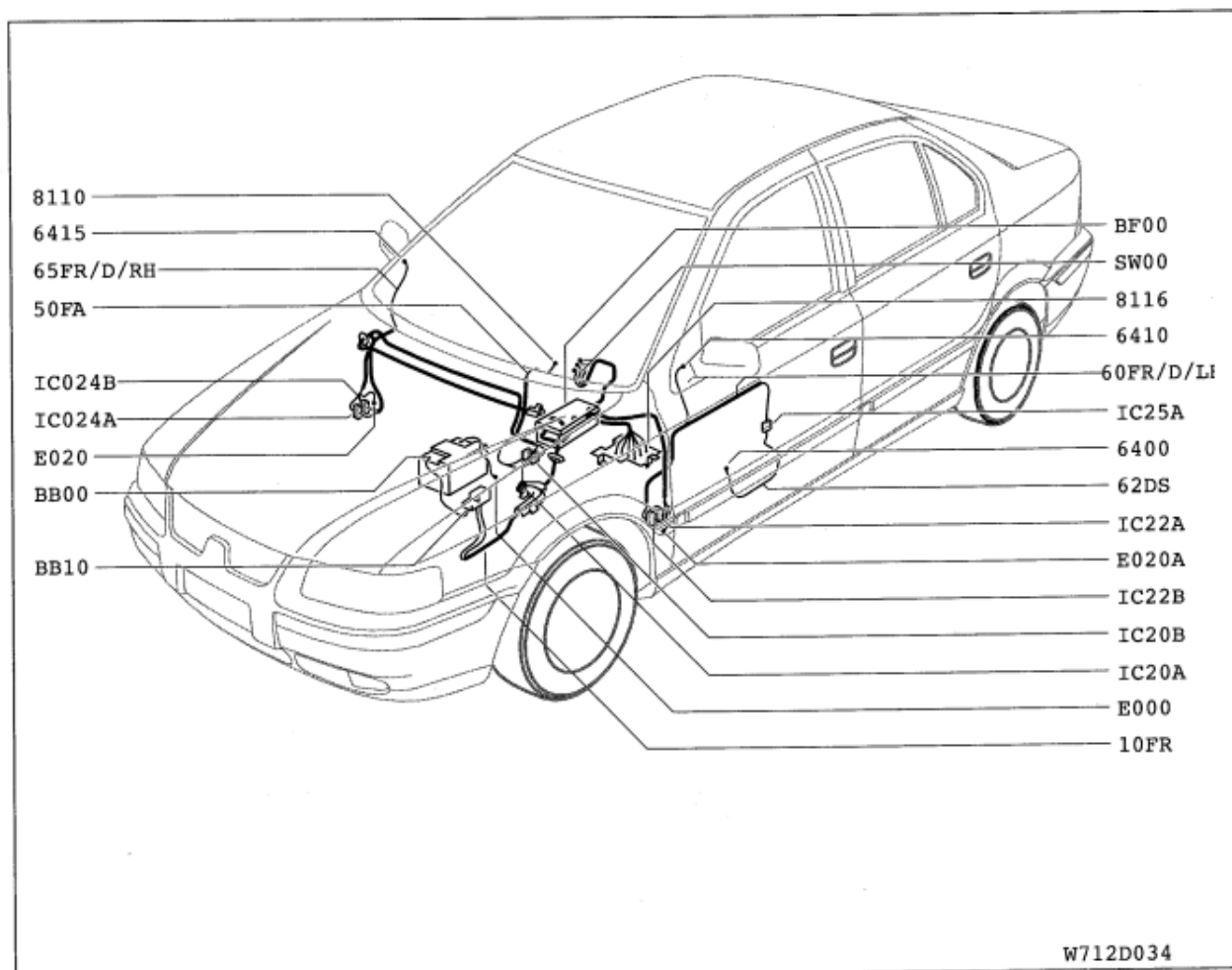


SW00C

Front harness  
Ignition switch (SW00)  
2 pin  
Brown



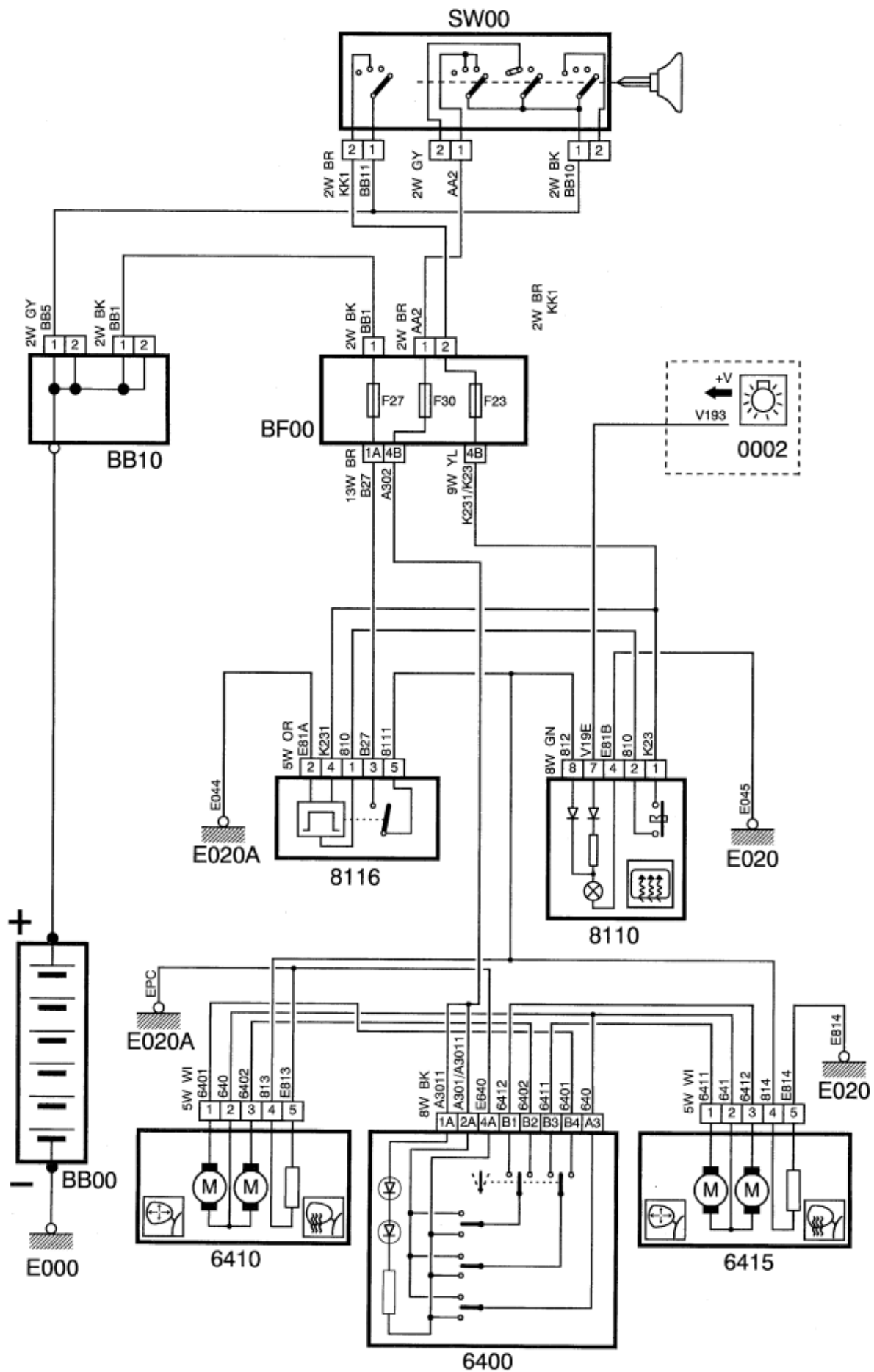
## Heated mirrors (Driver and Passenger)



W712D034

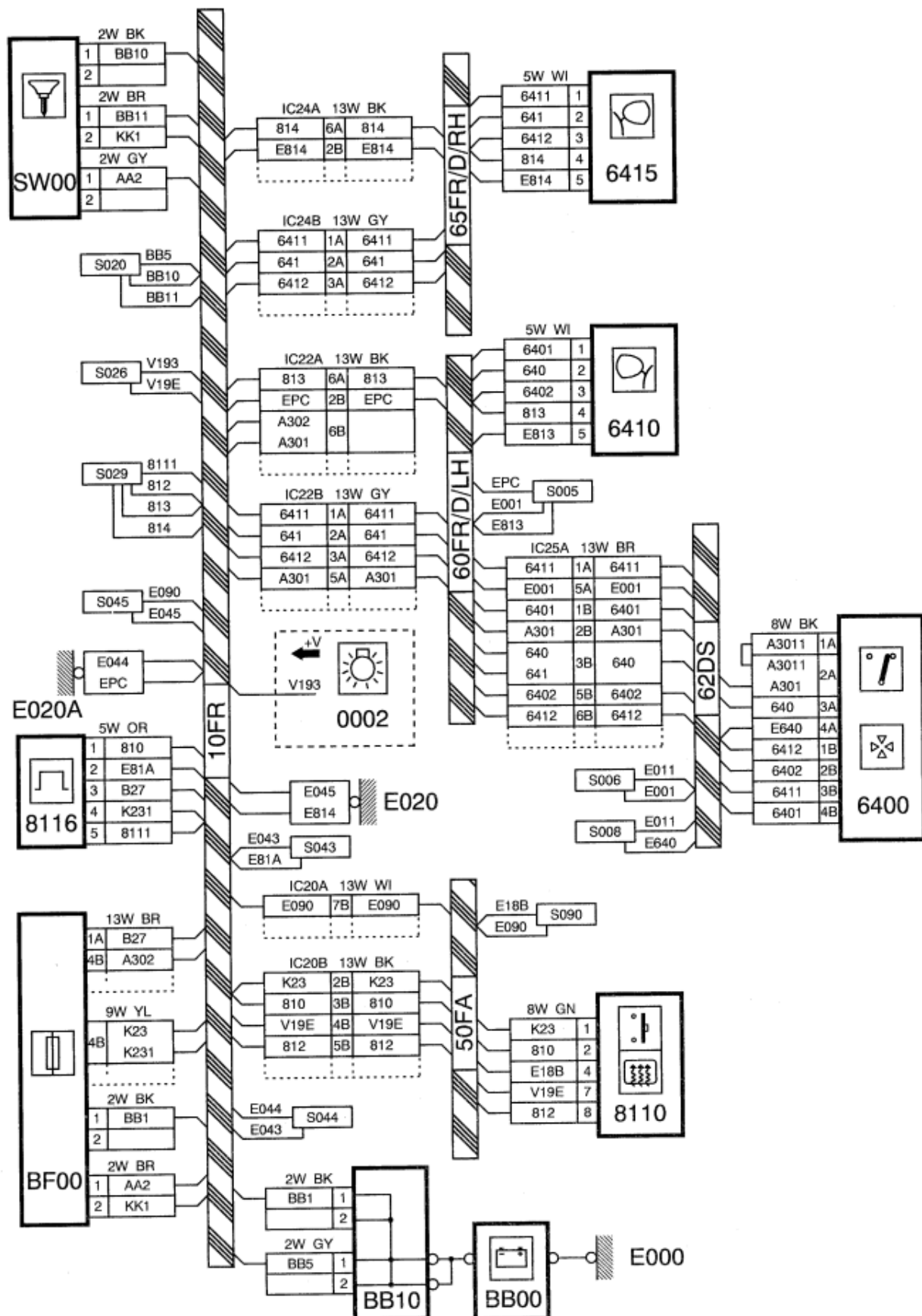
Component Number	Component Description	Connectors	Harness
6400	Mirror switch	6400	Door switch
6410	Mirror motors	6410	Front door (LH)
6415	Mirror motors	6415	Front door (RH)
8110	Rear screen heater switch	8110	Instrument panel
8116	Rear screen heater time switch relay	8116	Front
BB00	Battery		Front
BB10	Branch box	BB10A, BB10B	Front
BF00	Fuse box (F23, F27, F30)	BF00B, BF00E, BF00F, BF00G	Front
E000	Battery Earth point	Battery	Front
E020	Earth point	Bottom RH-A post	Front
E020A	Earth point	Bottom LH-A post	Front
Interconnector	Front to Instrument panel harness	IC20A	FR-FA
Interconnector	Front to Instrument panel harness	IC20B	FR-FA
Interconnector	Front to Front door harness LH	IC22A, IC22B	FR-FR/D/LH
Interconnector	Front to Front door harness RH	IC24A, IC24B	FR-FR/D/RH
Interconnector	Front LH door-Door switch harness	IC25A	FR/D/LH-D/S
SW00	Ignition switch	SW00A, SW00B, SW00C	Front

## Schematic



W712D167

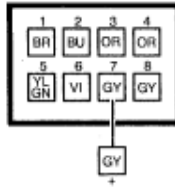
## Circuit



# Colour codes

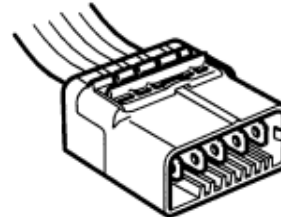
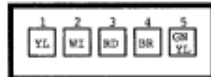
6400

Door switch harness  
Mirror switch  
8 pin  
Black



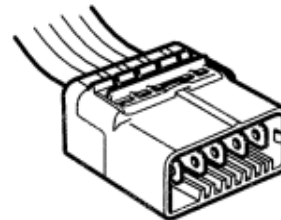
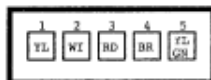
6410

Front door harness LH  
Mirror motors  
5 pin  
White



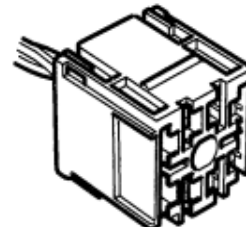
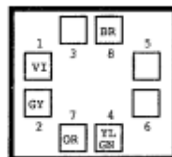
6415

Front door harness RH  
Mirror motors  
5 pin  
White



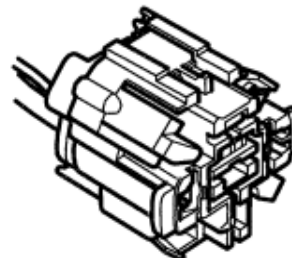
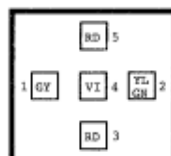
8110

Instrument panel harness  
Rear screen heater switch  
8 pin  
Green



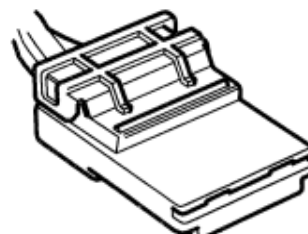
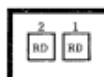
8116

Front harness  
Rear screen timer  
Switch relay  
5 pin  
Orange



BB10A

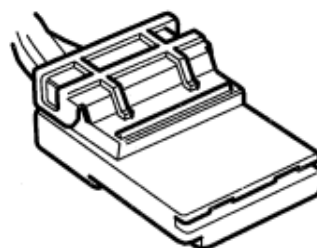
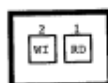
Front harness  
Branch box (BB10)  
2 pin  
Black



## Colour codes

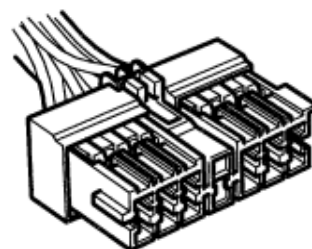
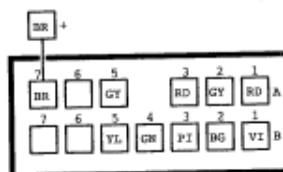
BB10B

Front harness  
Branch box (BB10)  
2 pin  
Black



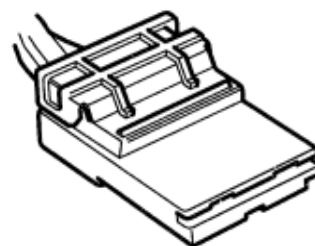
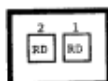
BF00B

Front Harness  
Fuse Box (BF00)  
13 pin  
Brown



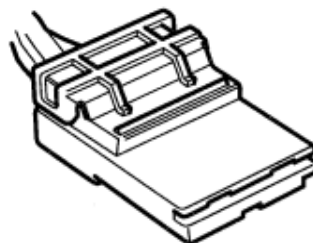
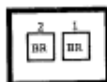
BF00E

Front harness  
Fuse box (BF00)  
2 pin  
Black



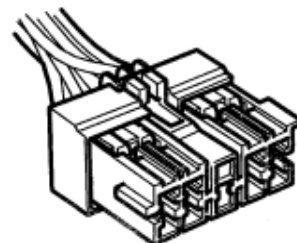
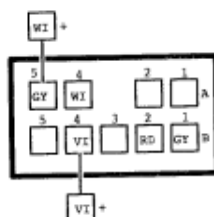
BF00F

Front harness  
Fuse box (BF00)  
2 pin  
Brown



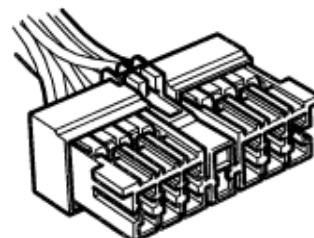
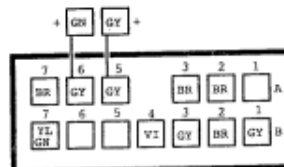
BF00G

Front harness  
Fuse box (BF00)  
9 pin  
Yellow



IC20A

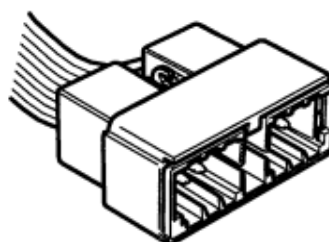
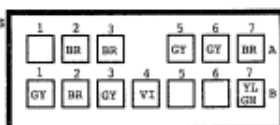
Front harness  
Interconnector  
FA-FR  
13 pin  
White



# Colour codes

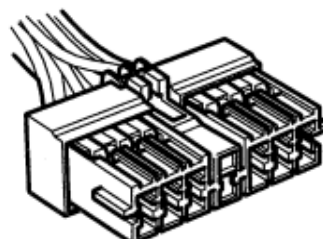
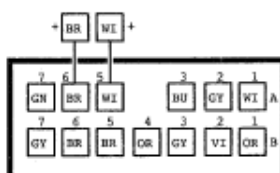
## IC20A

Instrument panel harness  
Interconnector  
FA-FR  
13 pin  
White



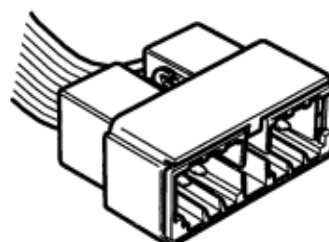
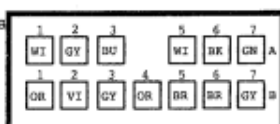
## IC20B

Front harness  
Interconnector  
FA-FR  
13 pin  
Black



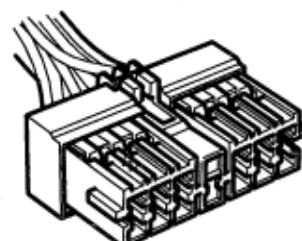
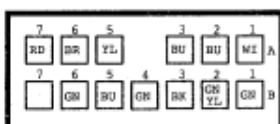
## IC20B

Instrument panel harness  
Interconnector  
FA-FR  
13 pin  
Black



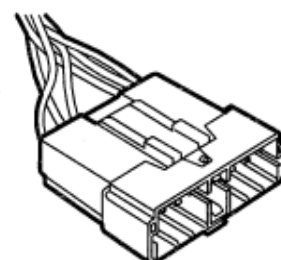
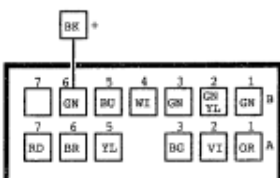
## IC22A

Front door harness LH  
Interconnector  
FR-FR/LH/D  
13 pin  
Black



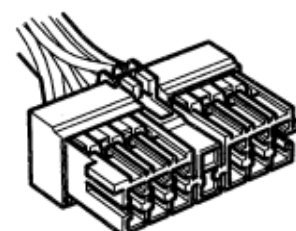
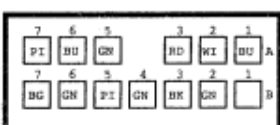
## IC22A

Front harness  
Interconnector  
FR-FR/LH/D  
13 pin  
Black



## IC22B

Front door harness LH  
Interconnector  
FR-FR/LH/D  
13 pin  
Grey

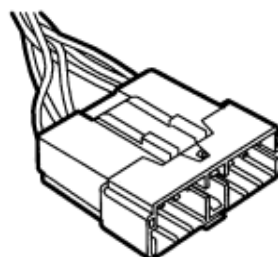
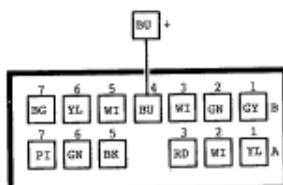




## Colour codes

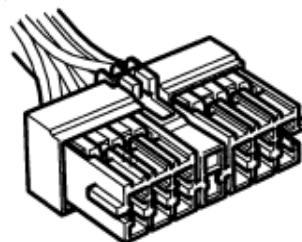
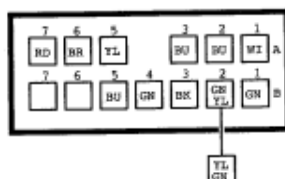
IC22B

Front harness  
Interconnector  
FR-FR/LH/D  
13 pin  
Grey



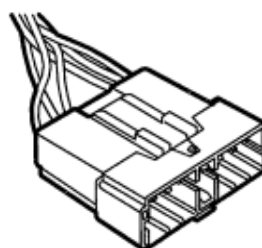
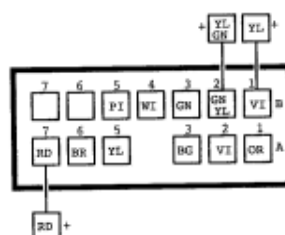
IC24A

Front door harness RH  
Interconnector  
FR-FR/RH/D  
13 pin  
Black



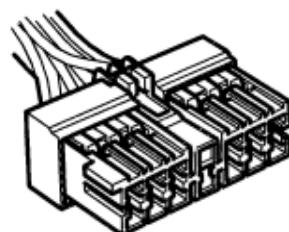
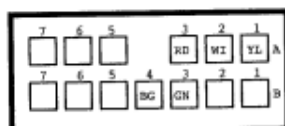
IC24A

Front harness  
Interconnector  
FR-FR/RH/D  
13 pin  
Black



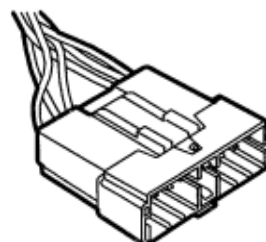
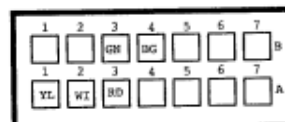
IC24B

Front door harness  
Interconnector  
FR-FR/RH/D  
13 pin  
Grey



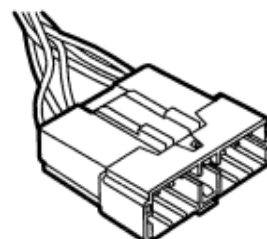
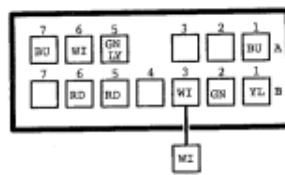
IC24B

Front harness  
Interconnector  
FR-FR/RH/D  
13 pin  
Grey



IC25A

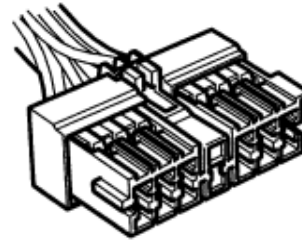
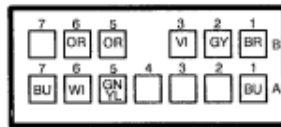
Front door harness LH  
Interconnector  
FR/LH/D-D/S  
13 pin  
Brown



# Colour codes

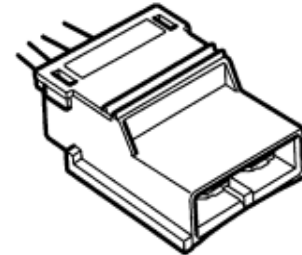
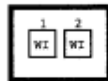
IC25A

Front Door switch harness LH  
Interconnector  
FR/LH/D-D/S  
13 pin  
Brown



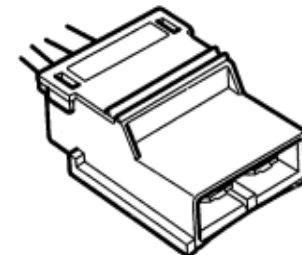
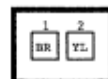
SW00A

Front harness  
Ignition switch (SW00)  
2 pin  
Black



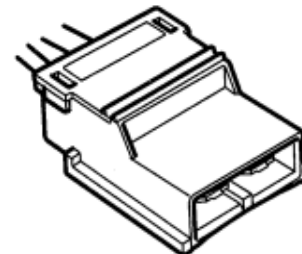
SW00B

Front harness  
Ignition switch (SW00)  
2 pin  
Grey

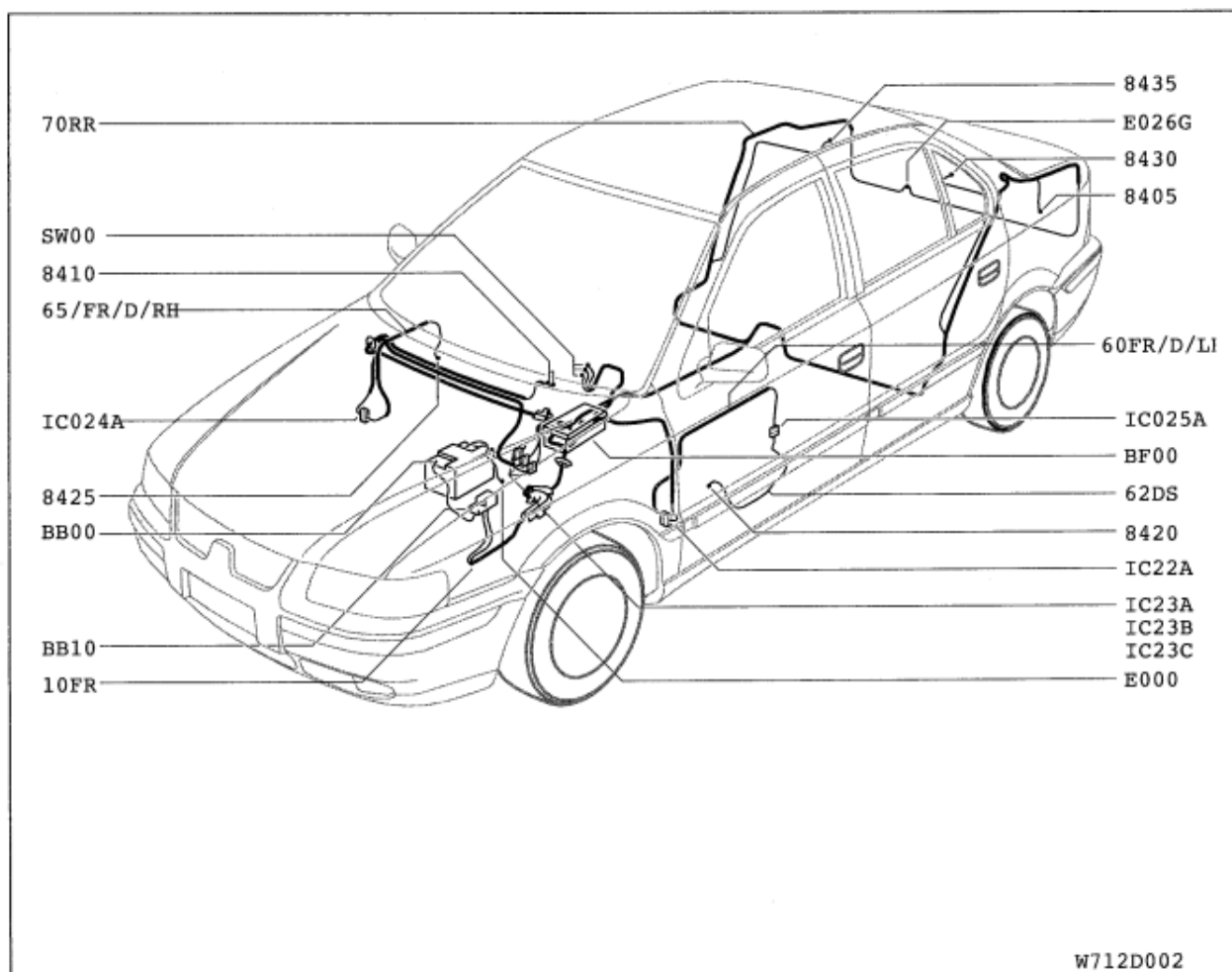


SW00C

Front harness  
Ignition switch (SW00)  
2 pin  
Brown

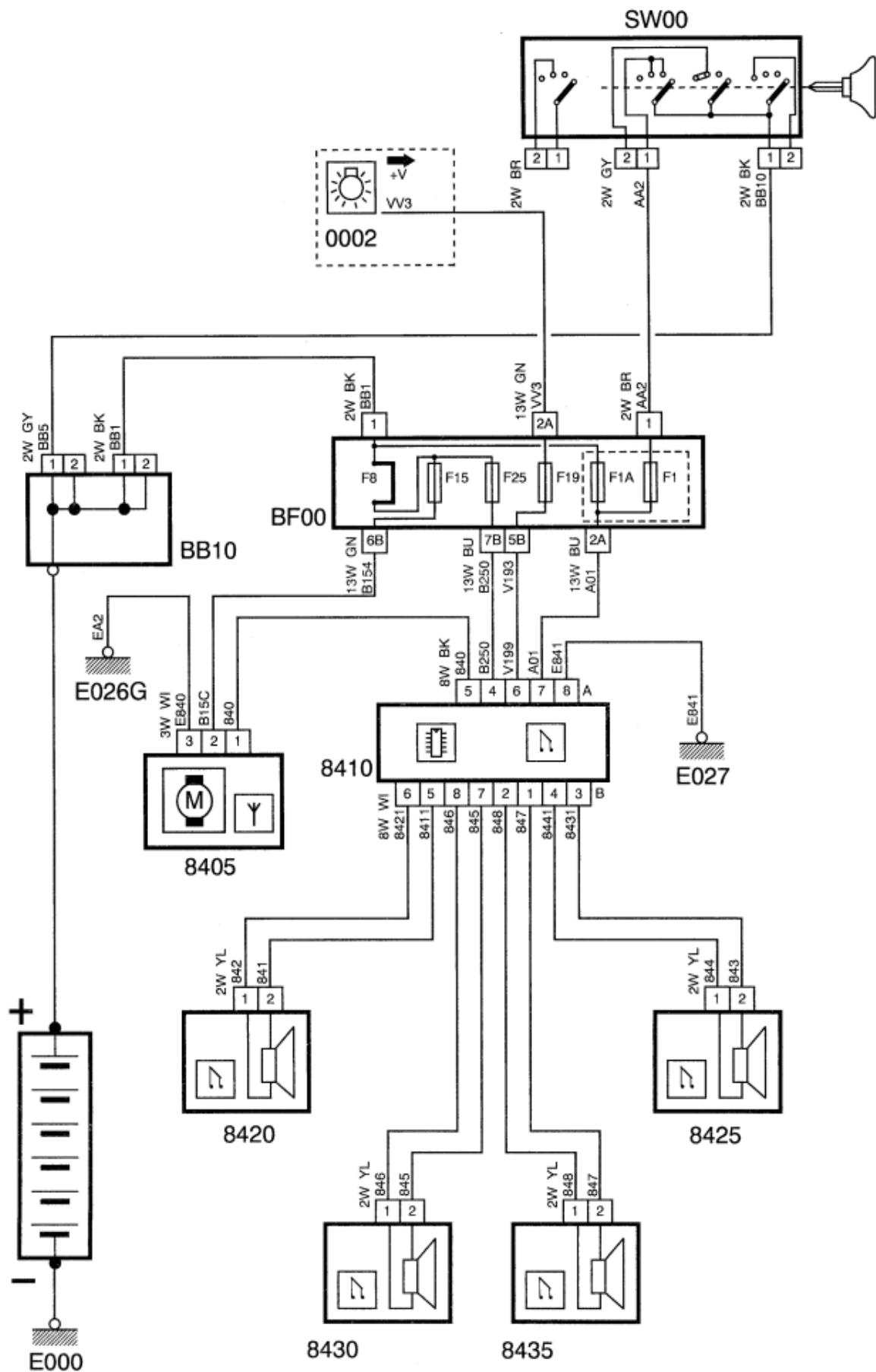


## Radio and CD changer



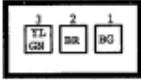
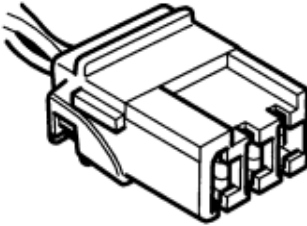
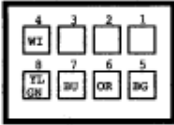
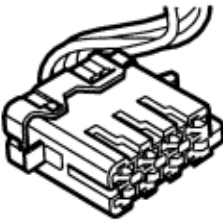
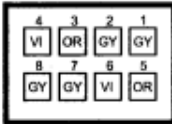
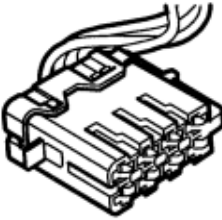
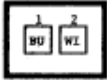
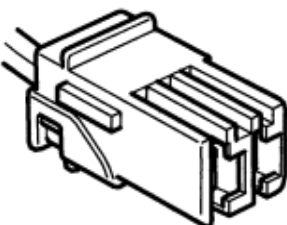

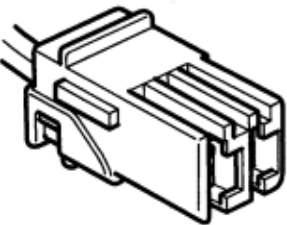
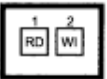
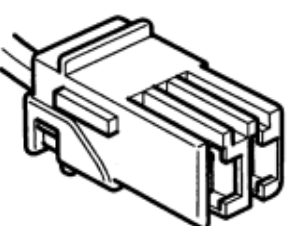
Component Number	Component Description	Connectors	Harness
8405	Electric aerial	8405	Rear
8410	Radio	8410A,8410B	Front
8420	Speaker front LH	8420	Door switch LH
8425	Speaker front RH	8425	Front door RH
8430	Speaker rear LH	8430	Rear
8435	Speaker rear RH	8435	Rear
BB00	Battery	--	Front
BB10	Branch box	BB10A,BB10B	Front
BF00	Fuse box (F1,F1A,F8,F15,F19,F25)	BF00E,BF00F,BF00I,BF00J	Front
E000	Battery Earth point	Battery	Front
E026G	Earth point	Rear panel inner-Boot	Rear
E027	Earth point	Panel A pilaar lower LH	Rear
Interconnector	Front to Door harness LH	IC22A	FR-FR/D/LH
Interconnector	Front to rear	IC23A	FR-RR
Interconnector	Front to rear	IC23B	FR-RR
Interconnector	Front to rear	IC23C	FR-RR
Interconnector	Front to Door harness RH	IC24A	FR-FR/D/RH
Interconnector	Front Door LH to Door switch harness	IC25A	FR/D/LH-D/S
SW00	Ignition switch	SW00A,SW00B	Front

## Schematic

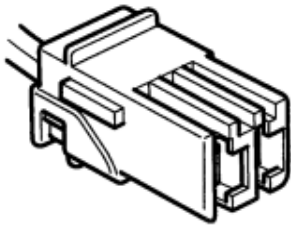
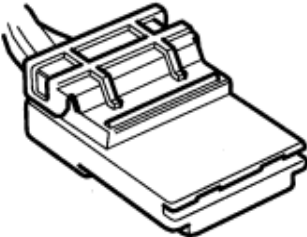
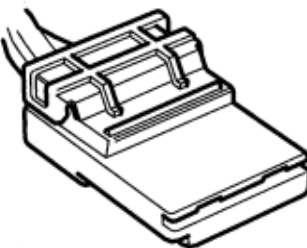
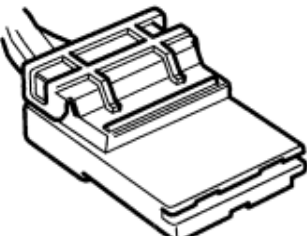
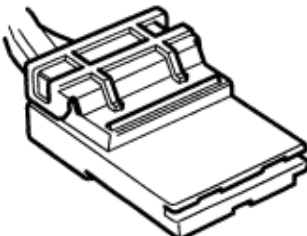
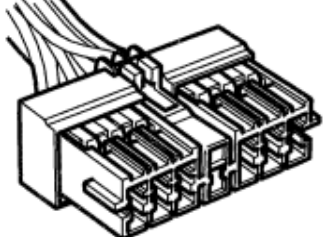




# Colour codes

<p>8405</p> <p>Rear harness Electric aerial 3 pin White</p>	 
<p>8410A</p> <p>Front harness Radio cassette 8 pin Black</p>	 
<p>8410B</p> <p>Front harness Radio cassette 8 pin White</p>	 
<p>8420</p> <p>Door switch Harness Loud speaker LH 2 pin Yellow</p>	 
<p>8425</p> <p>Front door harness RH Loud speaker RH 2 pin Yellow</p>	 
<p>8430</p> <p>Rear harness Loud speaker LH 2 pin Yellow</p>	 

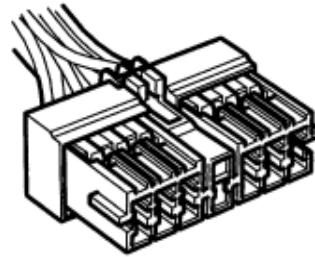
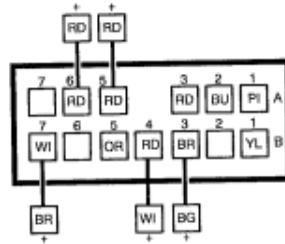
## Colour codes

<p>8435</p> <p>Rear harness Loud speaker RH 2 pin Yellow</p>	
<p>BB10A</p> <p>Front harness Branch box (BB10) 2 pin Black</p>	
<p>BB10B</p> <p>Front harness Branch box (BB10) 2 pin Black</p>	
<p>BF00E</p> <p>Front harness Fuse box (BF00) 2 pin Black</p>	
<p>BF00F</p> <p>Front harness Fuse box (BF00) 2 pin Brown</p>	
<p>BF00I</p> <p>Front harness Fuse box (BF00) 13 pin Green</p>	

# Colour codes

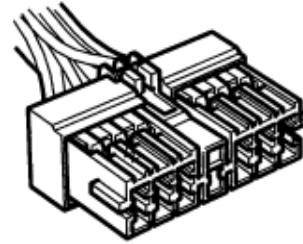
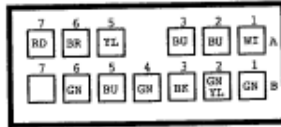
BF00J

Front harness  
Fuse box (BF00)  
13 pin  
Blue



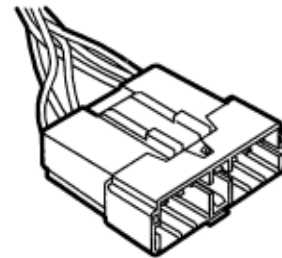
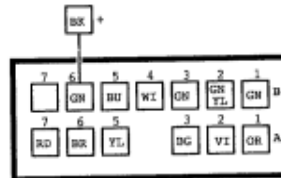
IC22A

Front door harness LH  
Interconnector  
FR-FR/LH/D  
13 pin  
Black



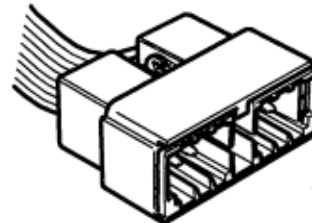
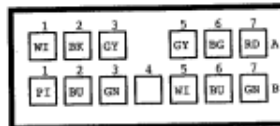
IC22A

Front harness  
Interconnector  
FR-FR/LH/D  
13 pin  
Black



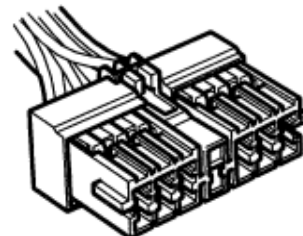
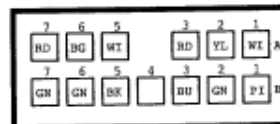
IC23A

Front harness  
Interconnector  
FR-RR  
13 pin  
Black



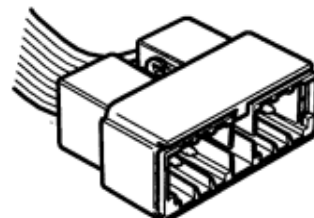
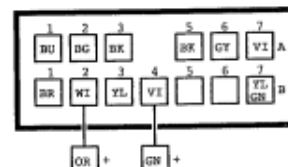
IC23A

Rear harness  
Interconnector  
FR-RR  
13 pin  
Black



IC23B

Front harness  
Interconnector  
FR-RR  
13 pin  
Brown

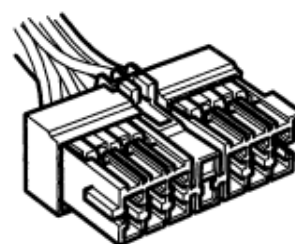
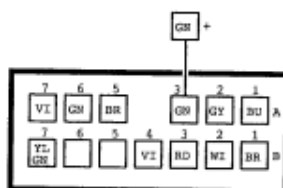




## Colour codes

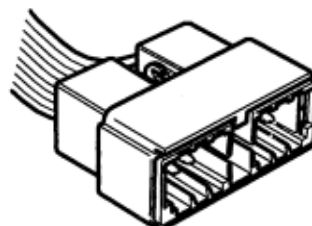
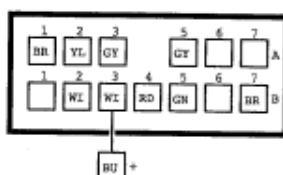
### IC23B

Rear harness  
Interconnector  
FR-RR  
13 pin  
Brown



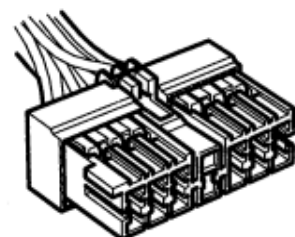
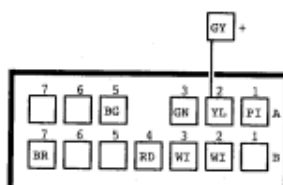
### IC23C

Front harness  
Interconnector  
FR-RR  
13 pin  
Grey



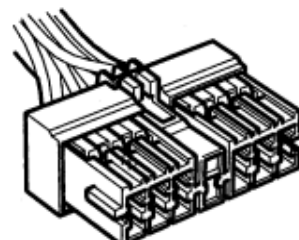
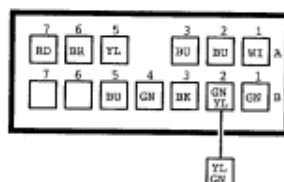
### IC23C

Rear harness  
Interconnector  
FR-RR  
13 pin  
Grey



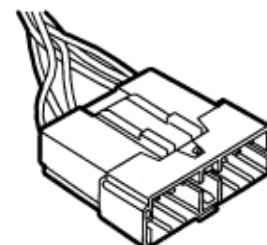
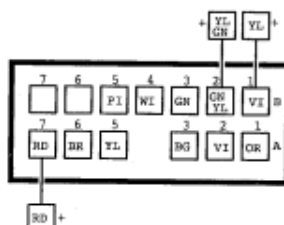
### IC24A

Front door harness RH  
Interconnector  
FR-FR/RH/D  
13 pin  
Black



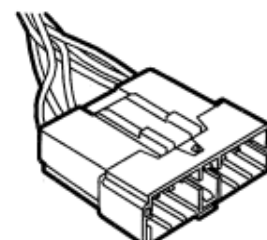
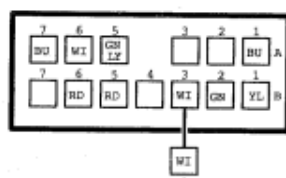
### IC24A

Front harness  
Interconnector  
FR-FR/RH/D  
13 pin  
Black



### IC25A

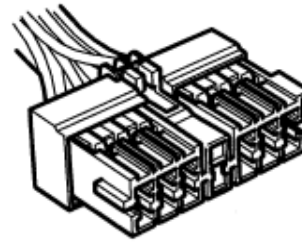
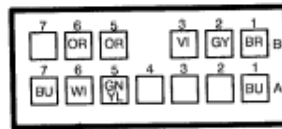
Front door harness LH  
Interconnector  
FR/LH/D-S  
13 pin  
Brown



## Colour codes

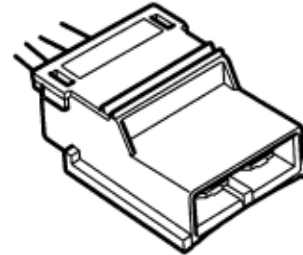
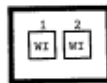
IC25A

Front Door switch harness LH  
Interconnector  
FR/LH/D-D/S  
13 pin  
Brown



SW00A

Front harness  
Ignition switch (SW00)  
2 pin  
Black



SW00B

Front harness  
Ignition switch (SW00)  
2 pin  
Grey

